

Jobs, Families and Care Closer to Home: Long-Term Care

March 9, 2026

Port Colborne Healthcare Advisory
Committee Meeting



Agenda

March 9, 2026



10 min	Long-Term Care in Ontario & Niagara	Wiesia Kubicka
10 min	Port Colborne Community Profile	Wiesia Kubicka
10 min	Questions and Discussion	All
	Wrap-up	All

We represent nearly 70% of Ontario's publicly funded long-term care homes across all ownership models and communities.

Grounded in advocacy, data and member engagement, we advance innovation, public trust and sustainable funding to ensure high-quality, culturally appropriate care, fully integrated within Ontario's healthcare system.



We are advancing the future of long-term care with **people at the heart** of everything we do.

Long-term care today



609

Licensed homes



58% of homes are small
(128 or fewer spaces)

35% are in rural communities
with limited home care or retirement
home options

**With over 77,000 spaces running at full capacity,
over 50,000 people are waiting for care.**

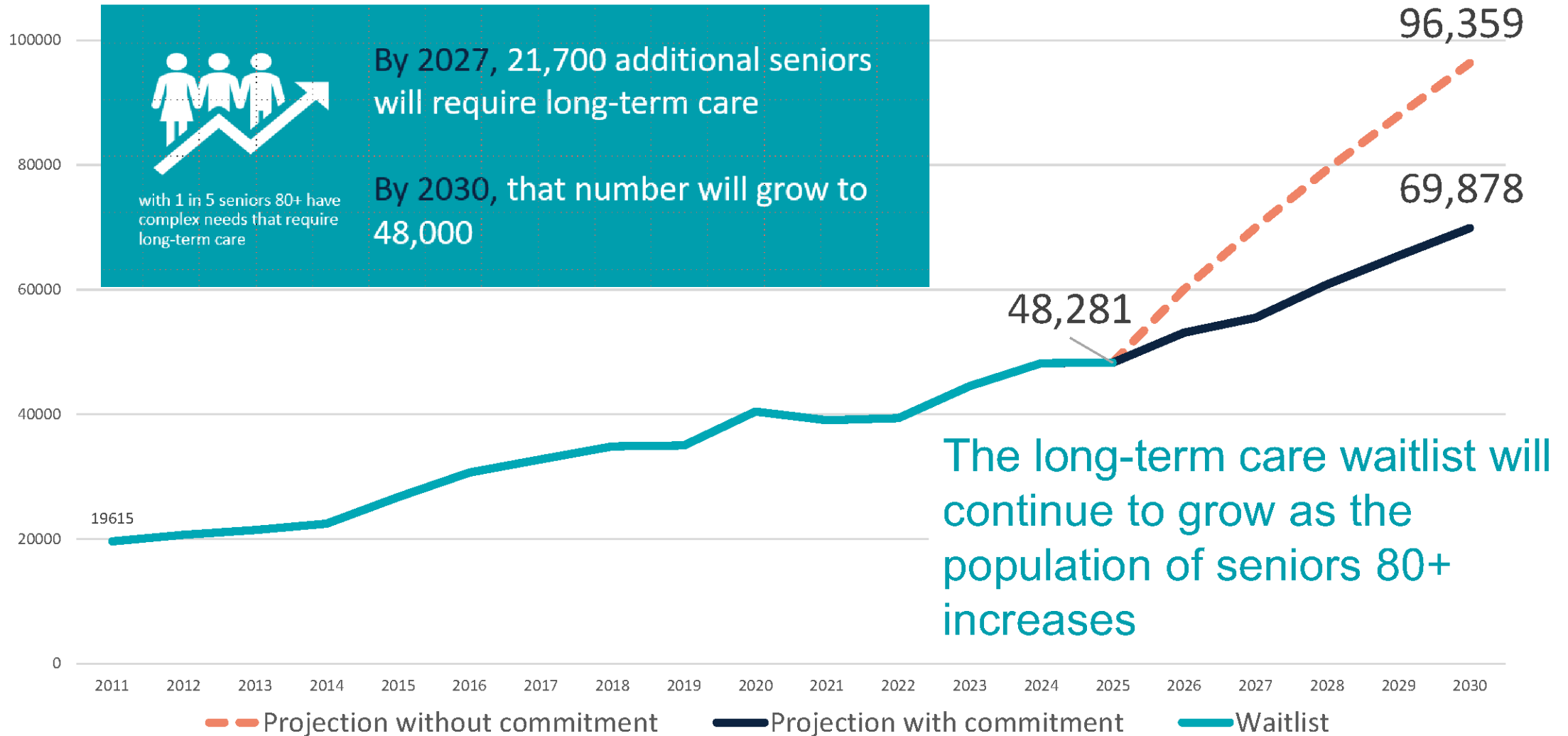
Ontario's 214 Rural Long-Term Care Homes provide invaluable care for seniors and drive local economies.

Contributing over **\$3.2 billion in GDP** to local economics;

Creating over **43,000 jobs** (direct, indirect and induced).



Ontario's Projected Waitlist and LTC Demand



Seniors requiring long-term care have highly complex needs that cannot be met at home.



87% need extensive support with activities of daily living, like getting dressed and eating meals.



75% have moderate to severe cognitive impairment requiring specialized supports.



On average, they have nearly 6 comorbidities and enter long-term care with 11 medications.

Four Priorities for Budget 2026



Protecting Time for Care

Ontario must stabilize funding and provide flexibility so long-term care homes can maintain the four hours of direct care and ensure consistent, high-quality support for residents.



Protecting Communities

Ontario must invest in a sustainable, skilled, and supported workforce to ensure homes have enough staff—working to full scope—to meet growing and increasingly complex resident needs.



Protecting The Workforce

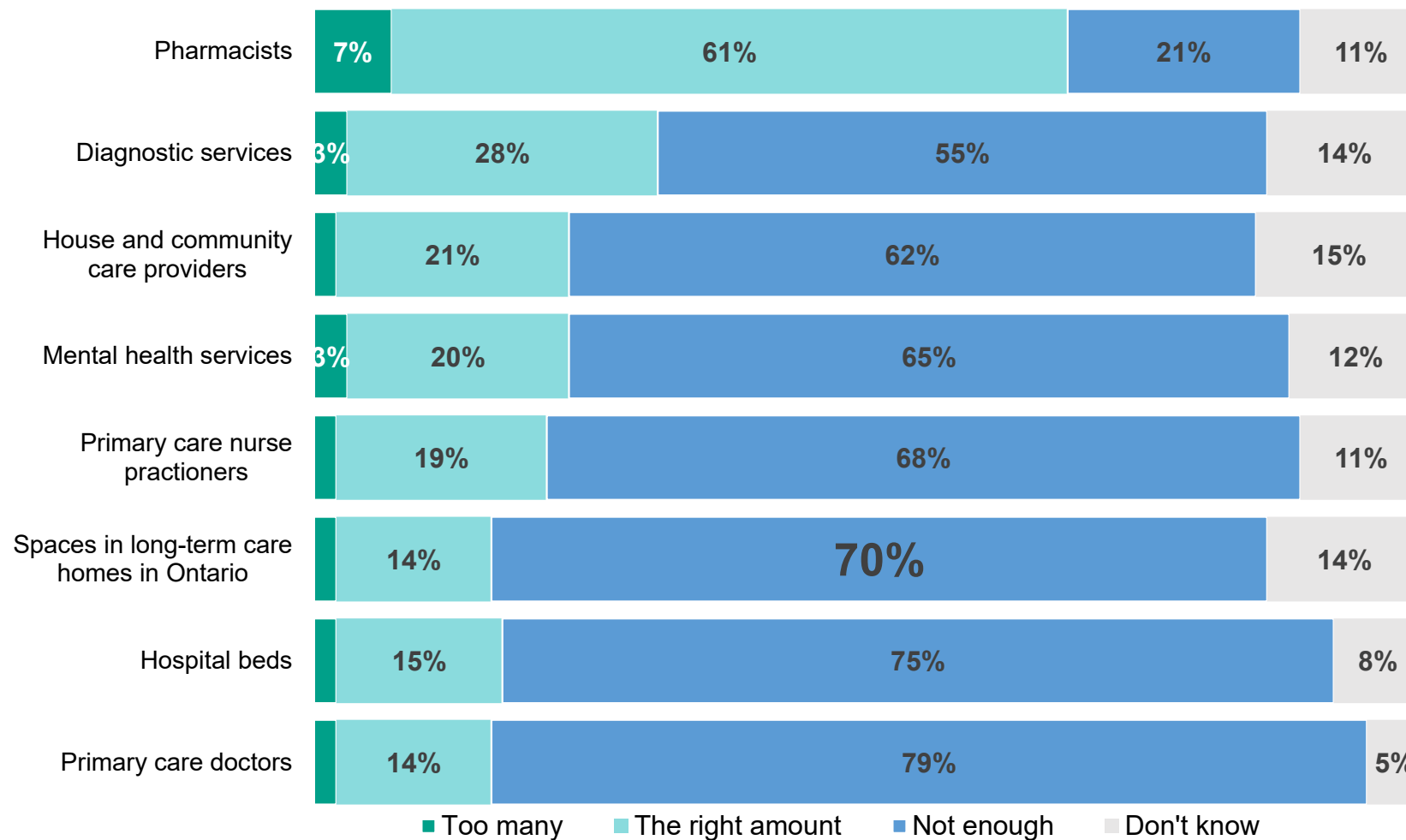
Ontario needs to keep older homes safely open and accelerate redevelopment, so communities maintain access to local long-term care and modern, age-friendly spaces.



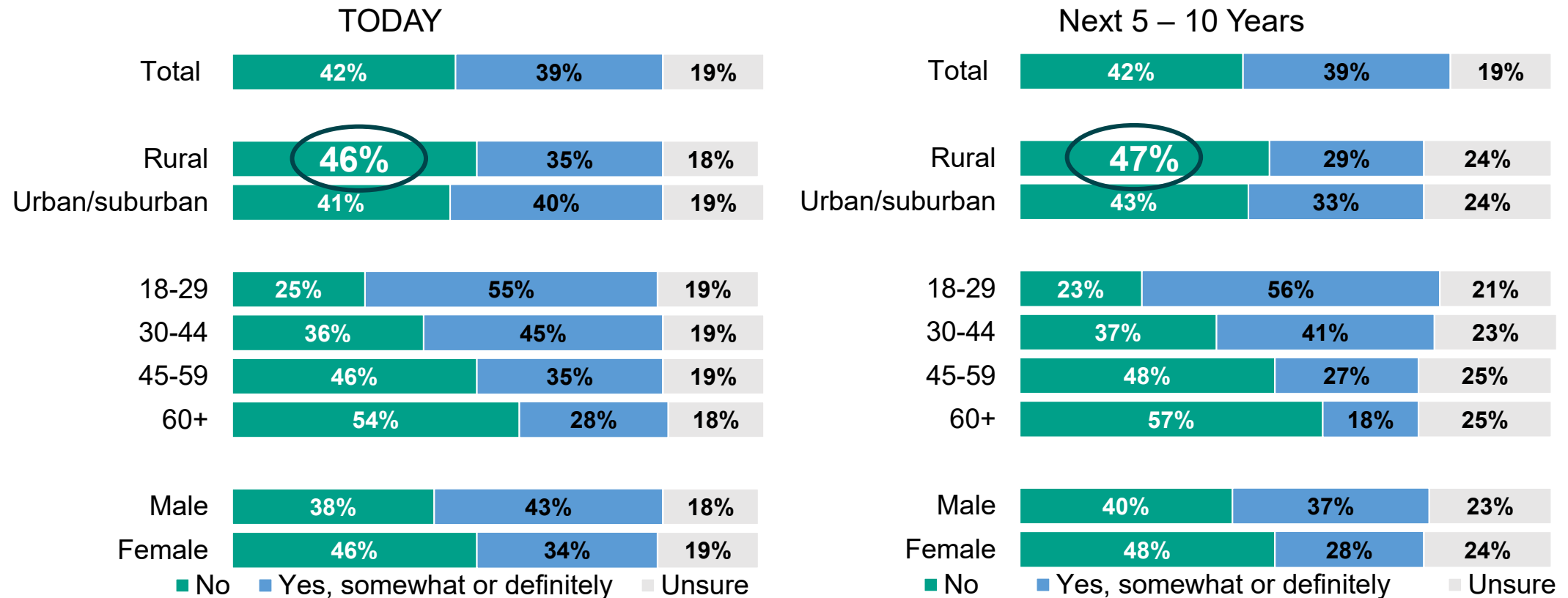
Protecting Innovation

Ontario should strengthen a just-culture, quality-focused system that empowers homes to implement innovative models, leverage technology, and continuously improve care and resident experience.

70% of Ontarians surveyed believe there is not enough long-term care capacity in Ontario.



Ontarians living in rural Ontario are more concerned about the lack of long-term care capacity in their local communities – now and in the future.



“Do you believe the supply of long-term care homes in your community is adequate to support the needs of your community...?”

Reimagining LTC as community hubs for aging well.

- Extending dementia expertise, caregiver supports and clinical services so more seniors can remain safely at home.
- Programs are integrating housing, recreation and care and reducing pressure on system.
- Community Access to Long-Term Care (CALTC) program:
 - \$15M provincial pilot in the GTHA.
 - Rural and northern expansion in 2026.



Ontario Long Term Care Profile



of Homes

609

of LTC Spaces

77,013

Spaces Needing
Redevelopment

36%

of Ward Spaces

3,199

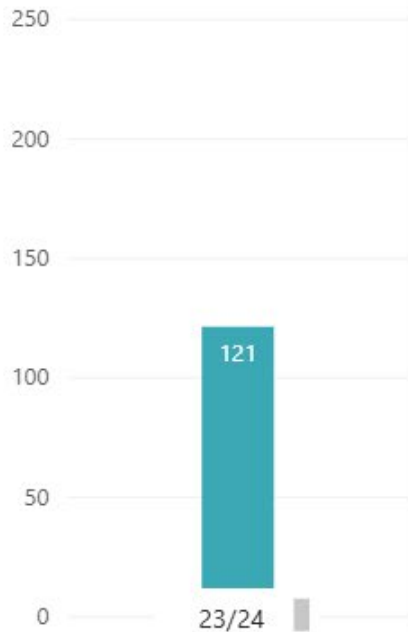
Development Projects

151

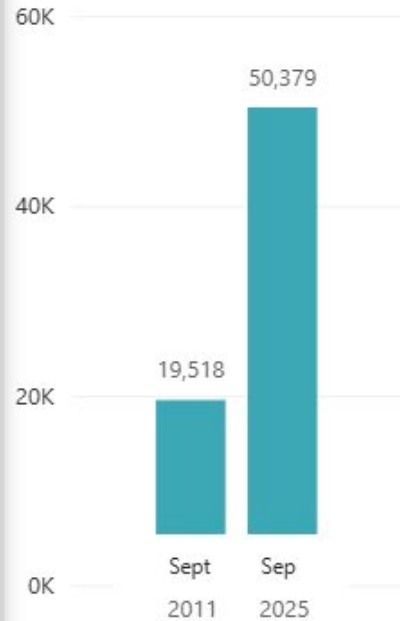
Development Spaces

24,613

Avg. Wait (Days)



Waitlist



% Pop 80+
4.69%
↓
2030: % Pop 80+

5.85%

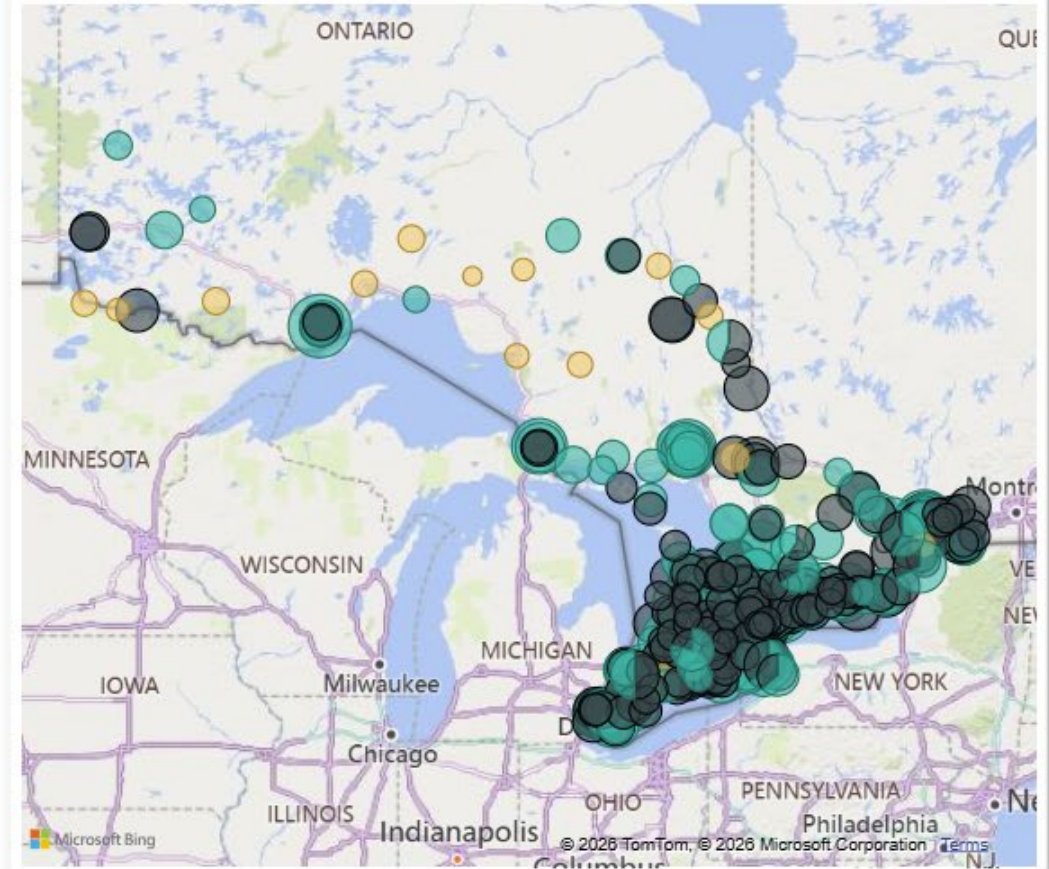
Spaces to 80+ Pop.

10.57

Homes by Size



Structural ● B/C ● New/A ● Other



**Annual Socioeconomic
Impact of LTC**

Contribution to GDP

\$12.4bn

Contribution to Labour
Income

\$9.3bn

Contribution to Jobs

166K

Caregiving Hours Saved

113M

Caregiver Income Preserved

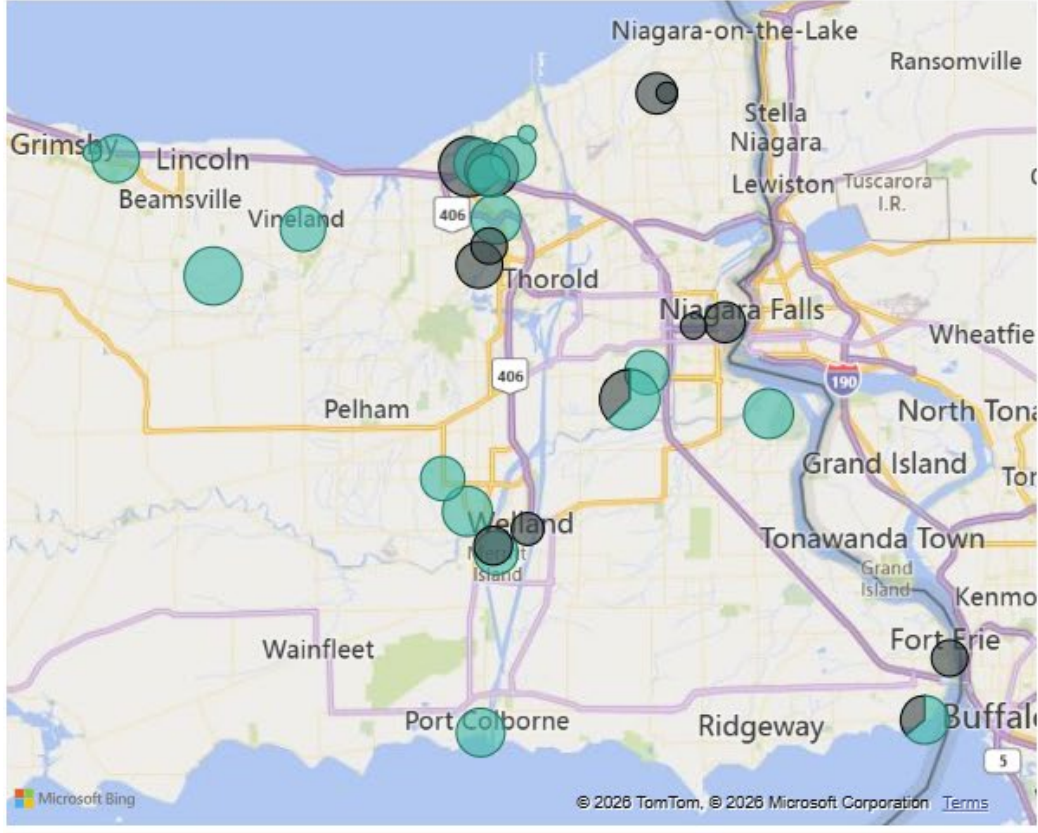
\$3bn

Long Term Care Community Profiles

Niagara



Structural ● B/C ● New/A



of Homes

30

of LTC Spaces

3,557

Spaces Needing Redevelopment

38%

of Ward Spaces

160

Development Projects

8

Development Spaces

1,455

List of Homes (click to expand)

% Pop 80+

6%

vs ON: 4.69%

2030: % Pop 80+

7%

Spaces to 80+ Pop.

11.57

vs ON: 10.57

Avg. Wait (Days)

● CD ● ON

150

121

100

78

50

23/24

0

Waitlist

1,000

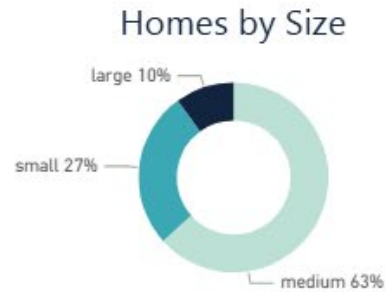
1,290

500

632

2011

2025



Annual Socioeconomic Impact of LTC

Contribution to GDP
\$582.8M

Contribution to Labour Income
\$437.5M

Contribution to Jobs
7,826

Caregiving Hours Saved **5M**
Caregiver Income Preserved **\$156M**

Niagara Homes

Home Name	Sector	Total Spaces (excludes ward)	B+C	22/23 Med. Wait Time (Days)	April 2025 Wait List	Membership	Development Status	Spaces in Development
Albright Gardens Homes, Incorporated	Non Profit	231	0	103	86	0		
Bella Senior Care Residences	Private	160	0	57	12	OLTCA		
Crescent Park Lodge	Private	54	68	70	0	OLTCA		
Deer Park Villa	Municipal	40	0	78	58	0		
Douglas H. Rapelje Lodge	Municipal	120	0	48	64	0		
Extendicare St. Catharines	Private	137	152	69	11	OLTCA	Construction Start	256
Foyer Richelieu Welland	Non Profit	65	0	104	28	0	Opened	128
Garden City Manor	Private	192	200	51	0	OLTCA		
Gilmore Lodge	Municipal	80	80	60	35	0	Opened	160
Heidehof Long Term Care Home	Non Profit	106	0	95	57	0		
Linhaven	Municipal	248	211	109	160	0	Construction Start	239
Maple Park Lodge	Private	96	0	70	6	OLTCA		
Mennonite Brethren Senior Citizens Home	Non Profit	128	0	73	66	OLTCA		
Millennium Trail Manor	Private	160	0	67	16	OLTCA		
Niagara Health System, Welland Hospital Site, Extended Care Unit	Non Profit	90	75	48	0	0		
Niagara Ina Grafton Gage Village	Non Profit	40	0	71	51	0		
Niagara Long Term Care Residence	Private	103	124	87	10	0		
Northland Pointe	Municipal	151	0	62	84	0		
Oakwood Park Lodge	Private	94	151	171	19	OLTCA	Construction Start	288
Pleasant Manor Retirement Village	Non Profit	41	29	0	32	OLTCA	Construction Start	160
R. H. Lawson Eventide Home	Non Profit	101	101	66	7	OLTCA		
Royal Rose Place	Private	160	0	55	26	OLTCA	Opened	64
Shalom Manor Long Term Care Home	Non Profit	144	0	110	118	0	Construction Start	188
The Henley House	Private	160	0	49	28	OLTCA		
The Meadows of Dorchester	Municipal	121	0	59	76	0		
The Woodlands of Sunset	Municipal	121	0	54	96	0		
United Mennonite Home	Non Profit	128	0	118	52	0		
Valley Park Lodge	Private	47	65	61	8	OLTCA		
West Park Health Centre	Private	79	101	63	0	OLTCA		
Westhills Care Centre	Private	160	0	131	84	OLTCA	Opened	160
Total		3,557	1,357		1290			1,643

Port Colborne

Home Name	Sector	Total Spaces (excludes ward)	B+C	23/24 Med. Wait Time (Days)	April 2025 Wait List	Membership
Northland Pointe	Municipal	151	0	105	84	0

- Represents 4% of spaces in Niagara
- Median Wait Time is approximately 1 month longer than Niagara
- Represents 7% of the Waitlist in Niagara

Annual Socioeconomic Impact of LTC	Contribution to GDP	Contribution to Labour Income	Contribution to Jobs	Caregiving Hours Saved	221 K
	\$32.1 M	\$25.7 M	451	Caregiver Income Preserved	\$6.6 M

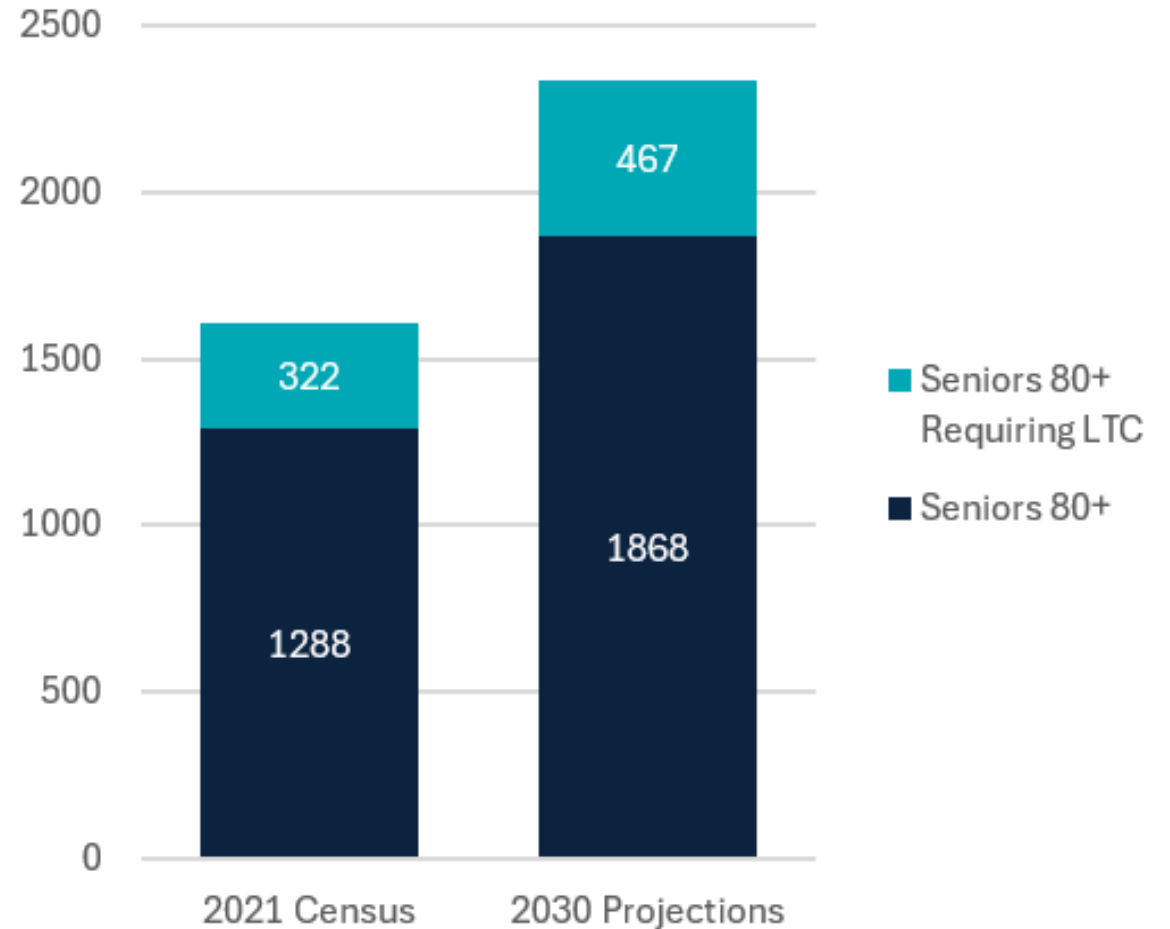
Port Colborne LTC Demand

Population 80+ 2021 Census: 1,610 (8% of total population)

1 in 5 seniors over age 80 require LTC - Approximately **322 individuals require LTC**

Population 80+ 2030 Projections: 2,335 (using Niagara CD projected growth)

Anticipating 1 in 5 require care – approximately **467 individuals require LTC**



The 151 spaces in Port Colborne do not meet the needs of current waitlists, and continued growth will increase demand for LTC, especially in the next 5 years.

When spaces are not available locally, it not only creates immense system pressures, but seniors will be forced to leave their community to receive care.

LTC Development/Redevelopment Socioeconomic Benefits

Construction Contributions (one-time per space)

GDP – \$539,301.19

Labour Income - \$376,589.87

*Example: a 160 space home would contribute
\$86.3M in GDP
\$60.3M in Labour Income*

On-Going Contributions (annually per municipal space)

GDP – \$212,374.94

Labour Income – \$170,088.17

Employment – 2.99

*Example: a 160 space home would contribute
\$34M in GDP
\$27.2M in Labour Income
478 Jobs*

Benefits of becoming an OLTCA Home Member

- Advocacy tools to engage local leaders and grow partnerships
- Data analytics for home-level informatics and benchmarking
- Educational opportunities for management and department heads
- Member-exclusive competitive insurance rates, pension plan and Careers Board
- Comprehensive supplier directories for procurement and purchasing



OLTCA
LEADING CHANGE.
TOGETHER.



LTC Community Engagement Day 2026

MARK YOUR CALENDARS:

September 18, 2026



OLTCA
LEADING CHANGE.
TOGETHER.