



Subject: 2023 Capital and Related Project Budget

To: Committee of the Whole - Budget

From: Corporate Services Department

Report Number: 2022-248

Meeting Date: December 7, 2022

Recommendation:

That the Committee of the Whole recommend to Council:

That the Corporate Service Department, Financial Services Division, Report No. 2022-248 Subject: 2023 Capital and Related Projects Budget, **BE RECEIVED**; and

That the recommended project changes, closures and funding transfers for projects approved prior to this report as outlined in Report No. 2023-248, Appendix C, **BE APPROVED**; and

That the 2023 Capital and Related Projects Budget as outlined in Report No. 2022-248, **BE APPROVED** and that the projects identified in the 2023 Capital and Related Projects Budget be permitted to begin immediately where feasible.

Purpose:

The purpose of this report is to propose the 2023 Capital and Related Projects Budget to the Budget Committee of the Whole.

Background:

The 2023 Capital and Related Projects Budget is presented in a similar fashion as the prior year Capital and Related Projects Budget.

Financial Services would like to thank City Staff from all departments for their leadership and support in developing this 2023 Capital and Related Project Budget.

Should the 2023 Capital and Related Project Budget be approved by the Committee of the Whole on December 7, 2022, it will move forward to be ratified at the December 13, 2022, Council meeting.

The core funding model between the 2022 and 2023 Capital and Related Project Budget remains the same, although some of the rates have changed. That model takes the prior year funding of capital and debt and adjusts for inflation, a catch-up factor to improve funding for asset replacement, changes in donor and/or grant funding and any other adjustments that may be required between operating and/or reserves.

As background and a reminder to the current state of asset replacement funding, the City does fund the Capital and Related Project Budget in excess of amortization. Asset replacement funding in the proposed budget is approximately \$8,574,000 whereas amortization is approximately \$5,720,000. However, amortization represents historical cost at the time an asset was originally purchased and replacing aged assets in today's inflation adjusted dollars is often significantly more expensive. The City's Asset Management Plan (AMP) for roads, sidewalks, water, wastewater and stormwater ("linear capital assets") estimates the required annual replacement cost of the identified linear capital assets is approximately \$16,200,000. The difference between \$8,574,000 and \$16,200,000 identifies a funding deficit of at least \$7,626,000. While Council has been making progress on reducing this funding gap, Staff identify the "catch-up factor" proposed at 2% for the levy is required and will likely need to continue and grow to meaningfully replace City infrastructure moving forward.

The 2023 Capital and Related Project Budget was developed through a process that requested Council and Staff input. Staff have based their recommendations after considering:

- The City's established Vision/Mission/Values
- The Strategic Pillars identified in the City's Strategic Plan
- The following themes/focuses
 - Supporting economic prosperity initiatives
 - Supporting environmental sustainability initiatives
 - Supporting a welcoming and livable community
 - Supporting increased and enhanced housing options
- Tactically considering where the City can support and drive competitive advantages:
 - People
 - Processes – getting to simple (moving towards)
 - Community – Connection
 - Location
- Service levels
- Growth – achieving economies of scale
- Impact of leading a reduction in the Infrastructure Deficit

Discussion:

2023 Capital and Related Project Budget

The 2023 Capital and Related Project Budget as outlined in Appendix A – 2023 Capital and Related Project Budget Presentation and Appendix B – 2023 Capital and Related Project detail includes 50 projects (down from 96 projects in 2022) and related transfers valued at \$8,351,363.

Some highlights of the 2023 Capital and Related Project Budget include:

- Wastewater lining project budgeted at \$500,000
- Stormwater outlet backflow control budgeted at \$300,000
- Watermain replacement (2 of 5 funding allotments) budgeted at \$266,700. This is part of a \$5,000,000 project funded 73% from grants.
- 20% increase in the annual road (base and surface) budget to \$1,286,400
- 100% increase in the annual sidewalk budget to \$300,000
- Playground replacement at Victoria Park budgeted at \$252,000 funded 80% from grants
- Fire Engine 2 Replacement budgeted at \$910,000
- Permanent H.H. Knoll event lighting budgeted at \$140,000 and funded 71% from grants

The 2023 Capital and Related Project Budget requires no external borrowing. The City's outstanding borrowing is projected to decline by approximately \$1,289,000 to \$26,123,000 in 2023.

If the proposed 2023 Capital and related Projects Budget is approved as presented, the 2023 Capital and Related Project Budget would represent 51% of the \$114 increase to the average residential property valued at \$212,035.

To minimize 2023 rate increases and provide time to catch up on almost \$8,400,000 in rate related capital and related projects, approved and unspent, the non-debt capital funding levels in the rate budgets have declined by \$74,216 to \$1,831,711.

2022 and Prior Capital and Related Projects

Updated forecasts of the 2022 and Prior Capital and Related Projects can be found in the presentation in Appendix A with the details in Appendix C.

At the time of writing this report Staff identify there were 162 projects at the beginning of 2022. Subject to approved project closures and forecast completion, Staff anticipate 80 of these projects will be opened by year end. The value of these remaining 80 projects is \$19,569,114.

To clear the backlog two Project Manager positions, one senior and one junior, are to be hired. These positions will not result in new headcount or full-time equivalent (FTEs) of the City, as other vacant positions will be declared redundant. Project Manager positions are common in organizations. At the time of writing this report, the City has no Project Managers.

In Appendix A it is identified that projects completed and closed result in a transfer of \$825,333 to the Capital over/short account. This account is utilized to fund a project that may experience cost overruns and support new capital projects. The 2023 Capital and Related Project Budget utilizes \$617,063 to fund new projects.

The recommendation to cancel projects came after the reorganizing of Public Works with a goal to reduce the capital and related project list to a manageable list of high priority projects. It was further identified that inflation had made certain projects less feasible. Further, when they related to facilities, it was identified the City's Building Condition Assessments are currently being done, waiting for them when possible, would be prudent.

Risks to the Capital and Related Project Budget

Actual events and results can be substantially different from what is expected or implied as a result of risk, uncertainties, and other factors, many of which are beyond the control of Council and Staff, including, but not limited to:

- Changes to legislation, including rules and regulation.
 - i.e. Bill 39, Better Municipal Governance Act, 2022 was introduced subsequent to the development of this budget and is still being reviewed at the time of printing this presentation.
- Decisions of other levels of government :
 - i.e. Ministry of the Environment, Conservation and Parks.
 - i.e. the Bereavement Authority of Ontario.
 - i.e. Niagara Region water and wastewater charges have not been published or approved, only guidance from July 21, 2022 has been shared.
- Economic weakness or other unforeseen factors impacting changes in past patterns of facility and service usage and/or goods purchased by users and customers.

- Inflation advancing more than anticipated – note inflation was budgeted differently for different expenses ranging from 0% to the 35% range (fuel costs increased 70% over 2 years).
- Interest rates declining which impacts investment income.
- Poor weather impacting attendance at Nickel Beach or events such as Canal Days.
- Higher precipitation and lake levels compared to 2022 increasing inflow and infiltration or changing water usage.
- Unexpected changes or usage in infrastructure.
- Unbudgeted and/or unexpected changes in needs or wants of residents resulting in Council approved changes in service levels or goods and service offerings.
- A resurgence in COVID-19 or other epidemics, pandemics or other public health crisis event.

Looking Forward

Emphasis is on project completion. The addition of Project Management capability will support this action.

- Development of a multi-year (5-year) capital plan to be introduced with the 2024 Capital and Related Project budget (1 year for approval and 4-year forecast).
- Some in-year capital and related project considerations will likely include:
 - Dredging at the Marina.
 - Vale roof (presentation scheduled January 24th).
 - Consideration to be provided to the assumption of cemeteries and other related cemetery matters.
 - Human Resource and Finance System (partnership with other municipalities).
 - Parking lot options to facilitate greater off beach parking at Nickel Beach.
 - Energy efficiency upgrades and opportunities to produce energy.
- Completing Building Condition Assessments (BCAs) on all facilities to support a multi-year/multi-generational planning discussion with Council.
- Review the Parks and Recreation Master plan.
- Further internal discussions to be had on a joint capital request by the Museum and Library to assess the need for another facility. This project was held back from the 2023 Capital and Related Project Budget.

Internal Consultations:

As stated, Financial Services would like to thank City Staff from all departments for their leadership and support in developing this 2023 Capital and Related Project Budget.

Financial Implications:

Financial Services identifies the proposed 2023 Capital and Related Projects Budget is a staff recommendation that Council can adjust, if required.

Public Engagement:

The 2023 Capital and Related Project budget was published on the City's website on November 28, 2022, through the agenda process. The 2023 Capital and Related Project budget will be considered by the Budget Committee the Whole on December 7, 2022, and, if approved by Committee of the Whole, Council on December 13, 2022.

As projects in the 2023 Capital and Related Project Budget progress, Staff will seek additional Council and public input with respect to design and other improvements on projects that require or lend themselves or that may be directed for additional input (i.e. park design).

Strategic Plan Alignment:

The initiative contained within this report supports the following pillar(s) of the strategic plan:

- Service and Simplicity - Quality and Innovative Delivery of Customer Services
 - Attracting Business Investment and Tourists to Port Colborne
 - City-Wide Investments in Infrastructure and Recreational/Cultural Spaces
 - Value: Financial Management to Achieve Financial Sustainability
 - People: Supporting and Investing in Human Capital
 - Governance: Communications, Engagement, and Decision-Making
-

Conclusion:

Staff recommend that the Committee of the Whole recommend approval of the 2023 Capital and related Project Budget as outlined in this report and the various appendices.

Appendices:

- a. Appendix A – 2023 Capital and Related Projects Budget Presentation
- b. Appendix B – 2023 Capital and Related Project Detail
- c. Appendix C – 2022 and Prior Capital and Related Projects Budget Forecast

Respectfully submitted,

Bryan Boles, CPA, CA, MBA
Director of Corporate Services / Treasurer
(905) 835-2900 Ext. 105
Bryan.Boles@portcolborne.ca

Steve Shypowskyj
Director, Public Works Services
(905) 835-2900 Ext. 220
Steve.Shypowskyj@portcolborne.ca

Report Approval:

All reports reviewed and approved by the Department Director and also the City Treasurer when relevant. Final review and approval by the Chief Administrative Officer.

2023 Capital and Related Projects Budget

December 7, 2022



Agenda

- Recommendation
- Tax and Rate Capital Impacts
- Highlights
- Risks to the Budget
- Progress on 2022 and Prior Capital Budgets
- Inflation and City Growth
- Process
- Comparisons
- Debt/Reserves Outlook
- Capital Funding Requirements
- Funding Sources
- Projects
- Risks to the Budget
- Looking Forward
- Thank You
- Recommendation



In preparing the 2023 Capital and Related Project Budget, certain assumptions and estimates are necessary. They are based on information available to staff at the time. Actual results will vary although, as regulated through the Municipal Act, a balanced budget is required.

Recommendation

That the Corporate Service Department, Financial Services Division, Report No. 2022-248 Subject: 2023 Capital and Related Projects Budget, **BE RECEIVED**; and

That the recommended project, changes, closures and funding transfers for projects approved prior to this report as outlined in Report No. 2023-248, Appendix C, **BE APPROVED**; and

That the 2023 Capital and Related Projects Budget as outlined in Report 2023-248, **BE APPROVED** and that the projects identified in the 2023 Capital and Related Projects Budget be permitted to begin immediately where feasible.






Tax and Capital Impacts

Levy

2.94% (51% related to the Capital and related Project Budget and 49% related to the Operating Budget) on the blended tax rate or **\$114** increase to the average residential property valued at **\$212,035**.

Note: The Levy figure forecasts 0.5% assessment growth that, at the time of presenting this budget, has been achieved per MPAC's database.



Rate and Capital Impacts

Water

8% increase to the variable and fixed rates

Wastewater

No change in wastewater rates

Storm Sewer

Single Family Property change equals \$12.71 or 10%.

Combined increase is 2.92% or \$46.07 per average household using 150 cubic meters of water

This increase absorbs the Niagara Region anticipated increase communicated at their Budget Review Committee of the Whole – July 21, 2022

Note: The rate non-debt capital funding levels decrease in this budget by \$74,216 to \$1,831,711 to minimize 2023 rate increases and provide time to catch up on the almost \$8,400,000 related to projects approved and unspent.

Highlights

Connecting the City

- Wastewater lining project budgeted at \$500,000
- Stormwater outlet backflow control budgeted at \$300,000
- Watermain replacement (2 of 5 funding allotments) budgeted at \$266,700. This is part of a \$5,000,000 project funded 73% from grants.
- 20% increase in the annual road (base and surface) budget to \$1,286,400
- 100% increase in the annual sidewalk budget to \$300,000
- Playground replacement at Victoria Park budgeted at \$252,000 funded 80% from grants
- Fire Engine 2 Replacement budgeted at \$910,000
- Permanent H.H. Knoll event lighting budgeted at \$140,000 and funded 71% from grants
- No new debt is proposed...debt will be paid down by \$1,289,000 to \$26,123,000.



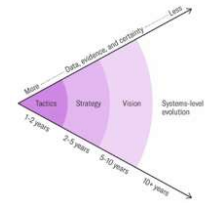


Risks to the Budget

Actual events and results can be substantially different from what is expected or implied as a result of risk, uncertainties, and other factors, many of which are beyond our control, including, but not limited to:

- Changes to legislation, including rules and regulation
 - i.e. Bill 39, Better Municipal Governance Act, 2022 was introduced subsequent to the development of this budget and is still being reviewed at the time of printing this presentation
- Decisions of other levels of government
 - i.e. Ministry of the Environment, Conservation and Parks
 - i.e. the Bereavement Authority of Ontario
 - i.e. Niagara Region water and wastewater charges have not been published or approved, only guidance from July 21, 2022 has been shared
- Economic weakness or other unforeseen factors impacting changes in past patterns of facility and service usage and/or goods purchased by users and customers
- Inflation advancing more than anticipated – note inflation was budgeted differently for different expenses ranging from 0% to the 35% range (fuel costs increased 70% over 2 years)
- Interest rates declining which impact investment income earned
- Poor weather impacting attendance at Nickel Beach or events such as Canal Days
- Higher precipitation and lake levels compared to 2022 increasing inflow and infiltration or changing water usage
- Unexpected changes or usage in infrastructure
- Unbudgeted and/or unexpected changes in needs or wants of residents resulting in Council approved changes in service levels or goods and service offerings
- A resurgence in COVID-19 or other epidemics, pandemics, or other public health crisis event





Progress in 2022 and Prior Capital Budgets

Department	Open Projects -Beginning of 2022	Project Approved in 2022	Project Completed	Project closed out due to Feasibility or Need	Project to be completed by 2022 (Forecast)	Total closed out Project in 2022 (Forecast)	Open Projects - At the end of 2022 (Forecast)	Closeout Percentage (Forecast) ^
Corporate Leadership Team	4			(1)		(1)	3	25%
CAOs Office	11		(4)	(1)	(3)	(8)	3	73%
Corporate Services	9	5	(4)		(6)	(10)	4	71%
Community Safety	3		(2)		(1)	(3)	-	100%
Legislative Services	6		(1)	(2)		(3)	3	50%
Library	4	6	(3)	(1)	(6)	(10)	-	100%
Museum + Roselawn	8		(1)		(4)	(5)	3	63%
Self-sustained Entities	15	2	(7)	(3)	(1)	(11)	6	65%
Public Works	102	14	(16)	(28)	(14)	(58)	58	50%
Total	162	27	(38)	(36)	(35)	(109)	80	

Amounts to \$825,333 of which \$617,063 has been repurposed into the 2023 Capital and Related Project Budget with the remainder going into the Capital Over/Short account which is used as the Capital and Related Project Budget Contingency



Represents \$19,569,114 in Capital and Related Projects
Appendix C – Identifies projects, amounts, and timelines on a project by project basis



Progress on 2022 and Prior Capital Budgets

Downtown CIP

- The recommended approach is to tackle sections through the individual road, sidewalk, water and wastewater budgets all of which have been increased to accommodate
- This action will allow other projects to move forward immediately
- Evidence based decision making
 - The INS (Information Needs Study) is scheduled to be done in Trimester 1 of 2023 following the growth analysis being performed currently. The INS, coupled with the AMP (Asset Management Plan), are being submitted to our GIS (Graphic Information System) to support and visualize evidence based decision making on areas of greatest need and/or value (roads, sidewalk, water, wastewater and stormwater)
- The 2023 Capital and Related Projects Budget Report and its Appendix C, identifies two projects: West Street streetscaping and Wayfinding to be funded primarily through new project specific grants with a total cost of \$567,000. These will produce a near term impact to the appearance of the downtown
- The 2023 Capital and Related Projects Budget proposes replacing/installing stormwater backflow controls valued at \$300,000. This will produce a reduction in stormwater infiltrating the sewer system during high water events and lead to less stormwater being treated at the sewage plant

Project Management



Clearing the Backlog

- 2022 experienced a restructuring of Public Works
- All previously approved projects were reviewed by staff and several were recommended for closure as the new team assessed greatest need, risks facing infrastructure, and funding requirements
- Continued review of Public Works identified the need for two Project Managers.
 - Currently the City has no Project Managers. Project Managers are common in organizations to oversee all aspects of capital and related projects.
 - The City has posted for one Senior Project Manager and will look to post a second in the new year.
 - These positions will not add to the headcount or full-time equivalents (FTEs) of the City as other vacant positions will be declared redundant

Inflation Environment



Industrial Product Price Index

9.0%

Annualized September 2022*

Consumer Price Index

6.9%

Annualized September 2022*





Process

Developed through a process that obtained both Council and Staff input.

	Capital	Levy	Rate
Final to Financial Services	September 1st	October 6th	October 6th
Final Senior Leadership Review	September 15th	November 15th	November 15th
Budget Committee Package	November 23rd	November 23rd	November 23rd
Committee of the Whole Budget Meeting	December 7th	December 7th	December 7th
Council Approval	December 13th	December 13th	December 13th

Vision/Mission/Values



Vision Statement:

A vision statement expresses an organization’s desires for the future. This is our vision statement:

A vibrant waterfront community embracing growth for future generations

Mission Statement:

A mission statement expresses the immediate goals of an organization, clearly and concisely. This is our mission statement:

To provide an exceptional small-town experience in a big way

Corporate Values:

Corporate Values are guiding principles and beliefs supported by everyone in an organization so that they can work toward common goals in a cohesive and positive way. These are our corporate values:

Integrity – we interact with others ethically and honourably **Respect** – we treat each other with empathy and understanding **Inclusion** – we welcome everyone

Responsibility – we make tomorrow better **Collaboration** – we are better together

Strategic Pillars



Community Pillars

These pillars are areas that directly benefit our residents, businesses, and visitors.

1. **Service and Simplicity - Quality and Innovative Delivery of Customer Services**
2. **Attracting Business Investment and Tourists to Port Colborne**
3. **City-Wide Investment in Infrastructure and Recreational/Cultural Spaces**



Corporate Pillars

These pillars are the day-to-day practices, processes, and governance that Council and staff are focused on to ensure maximum value and benefit for our residents.

1. **Value: Financial Management to Achieve Financial Sustainability**
2. **People: Supporting and Investing in Human Capital**
3. **Governance: Communications, Engagement, and Decision-Making**





Themes - Focus

Economic Prosperity

Environmental Sustainability

Welcoming and livable community

Increase and enhance housing options

- Service Levels
- Growth – Achieve Economies of Scale
- Impact of leading a reduction in the Infrastructure Deficit

Competitive Advantage

- People
- Processes – getting to simple (moving towards)
- Community – Connecting
- Location



Comparison: Property Taxes

	CVA	Niagara Region	City	Education	Total	
City of Port Colborne (ALL)	\$212,031	\$1,483	\$2,079	\$324	\$3,886	+ \$127 Storm
City of Port Colborne (Standard)	198,886	1,391	1,950	304	3,645	+ \$127 Storm
Average Local Area Municipality (LAMs) (Standard)	296,089	1,962	1,745	453	4,161	

Weighted average using Niagara Region tax policy report CSD 8-2022 and online property tax calculator



Comparison: Property Taxes

	Residential	Commercial	Industrial	Farmland	Pipeline
Port Colborne	78.0%	11.0%	9.5%	0.7%	0.8%
LAMs	80.3%	14.0%	4.1%	0.9%	0.7%

Used local municipalities' most recently available FIRs

Comparison: Revenue/Expenses



Revenue	Property Taxes	Grants	User Fees/Rate	Other
Port Colborne	49.7%	12.1%	33.4%	4.8%
LAMs	45.0%	11.0%	27.3%	16.7%

Due to wastewater & Self-sustaining entities

Other entities

Expenses	Salary	Interest Expense	Environmental Operations	Operations
Port Colborne	46.8%	2.8%	24.3%	26.1%
LAMs	50.3%	1.8%	22.4%	25.5%

Used local municipalities' most recently available FIRs

Comparison: Water and Wastewater Rate

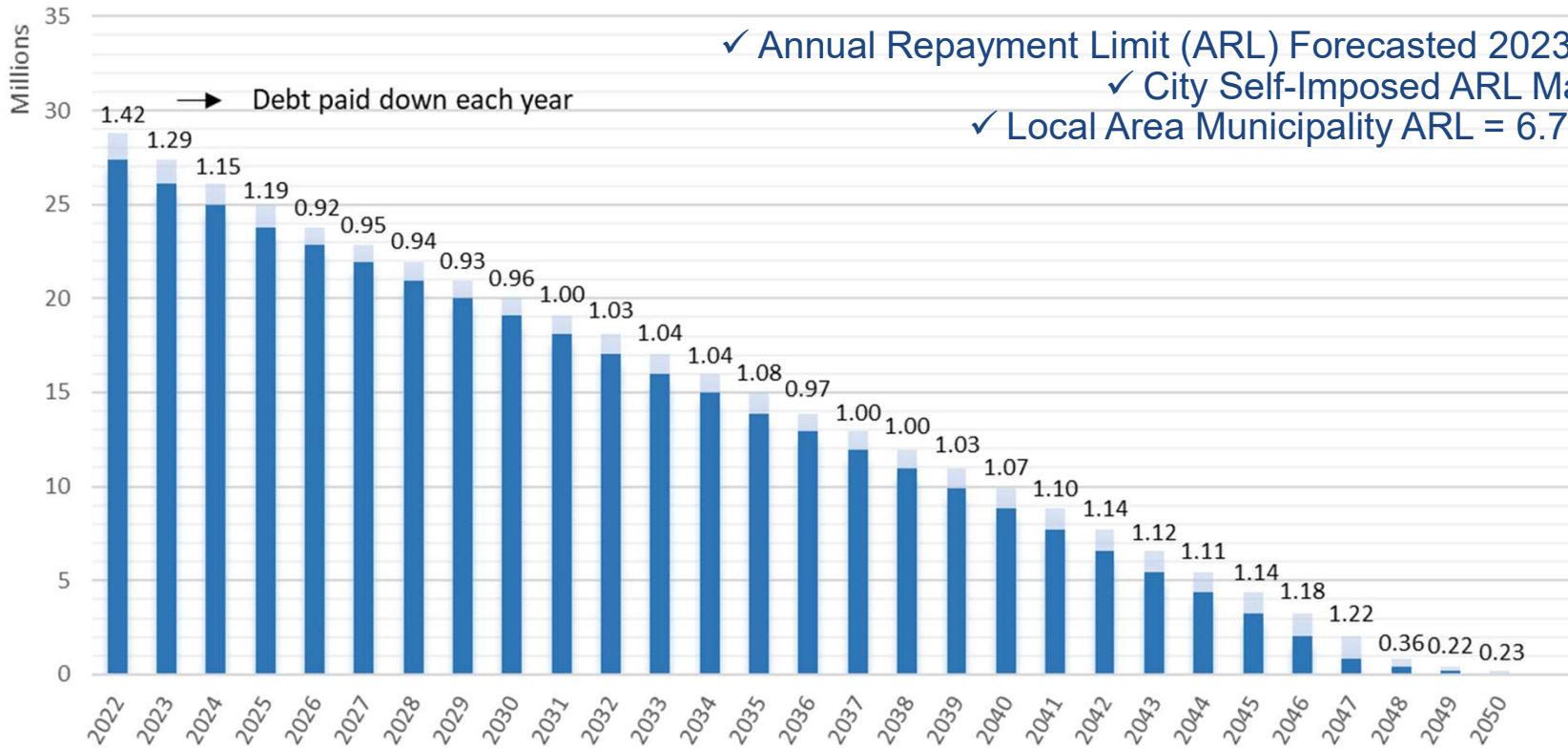


	Avg. Usage	Water	Wastewater	Total	
LAMs – 2021	150 m ³	\$469	\$589	\$1,040	} 5%
LAMs – 2022	150 m ³	\$466	\$613	\$1,079	
Port Colborne – 2021 & 2022	150 m³	\$576	\$1,002	\$1,578	} 2.92%
Port Colborne – 2023	150 m³	\$622	\$1,002	\$1,624	
Next Closest LAM – 2021	150 m ³	\$523	\$804	\$1,328	
Next Closest LAM – 2022	150 m ³	\$523	\$847	\$1,370	

The above figures are based on 150 m³ and will change as water usage changes

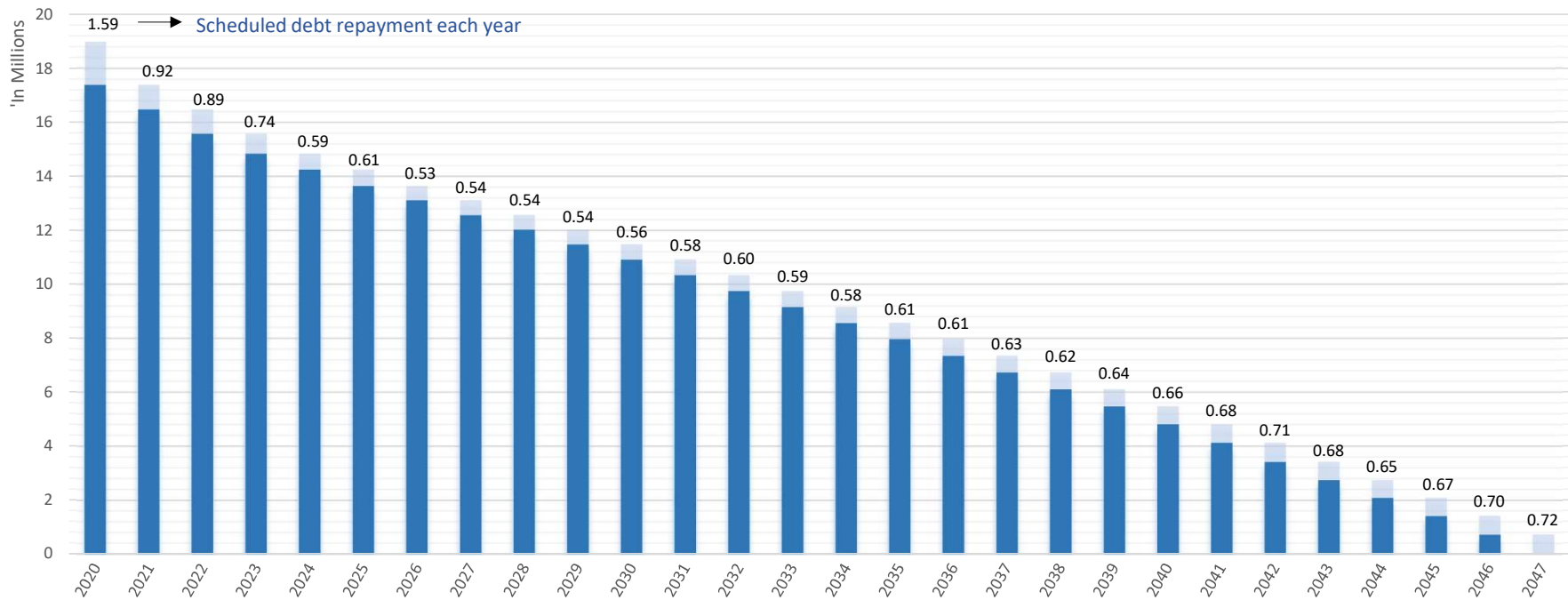
70% of this cost is Niagara Region charges to clean the wastewater. The volume being cleaned is at a ratio of 2.67 m³ per 1 m³ of water billed (3-year average). Illustrating the majority of wastewater is from inflow and infiltration.

Debt Outlook



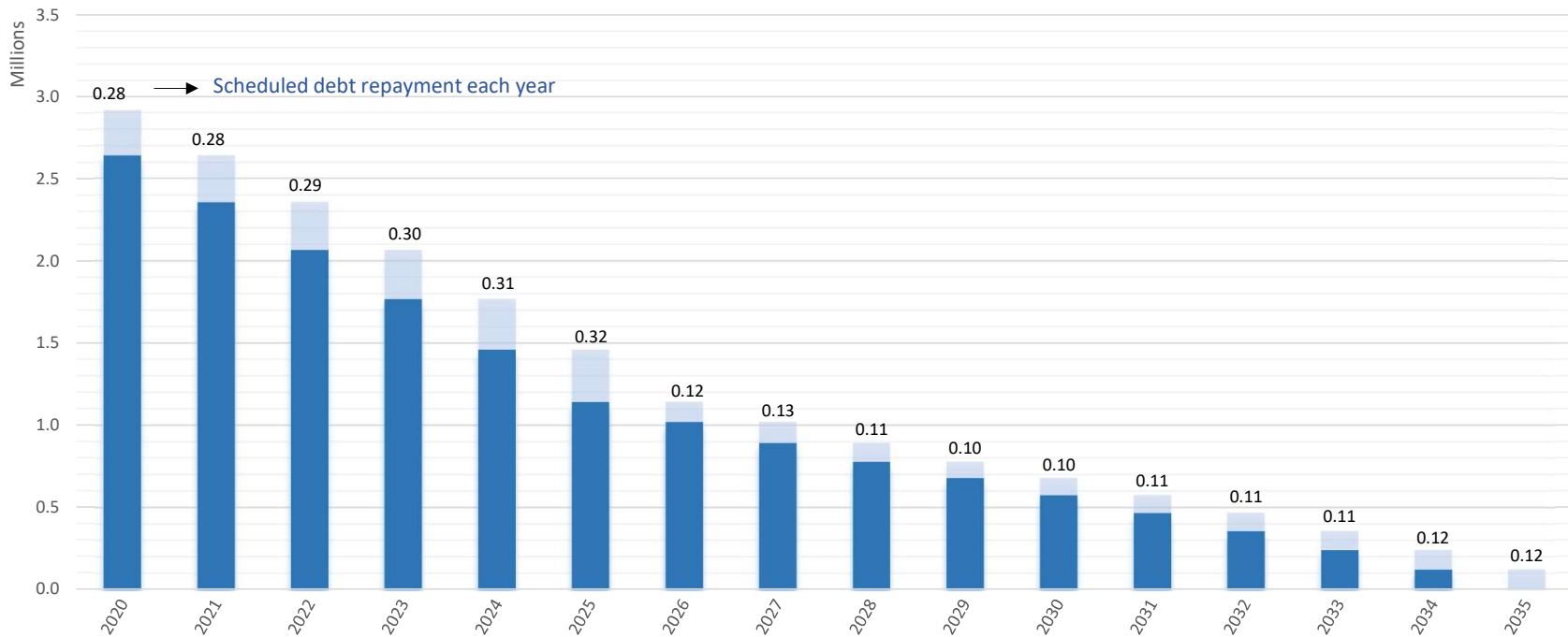
- ✓ Annual Repayment Limit (ARL) Forecasted 2023 \approx 5.4%
- ✓ City Self-Imposed ARL Max = 15%
- ✓ Local Area Municipality ARL = 6.7% (2021)

Debt Outlook - Levy



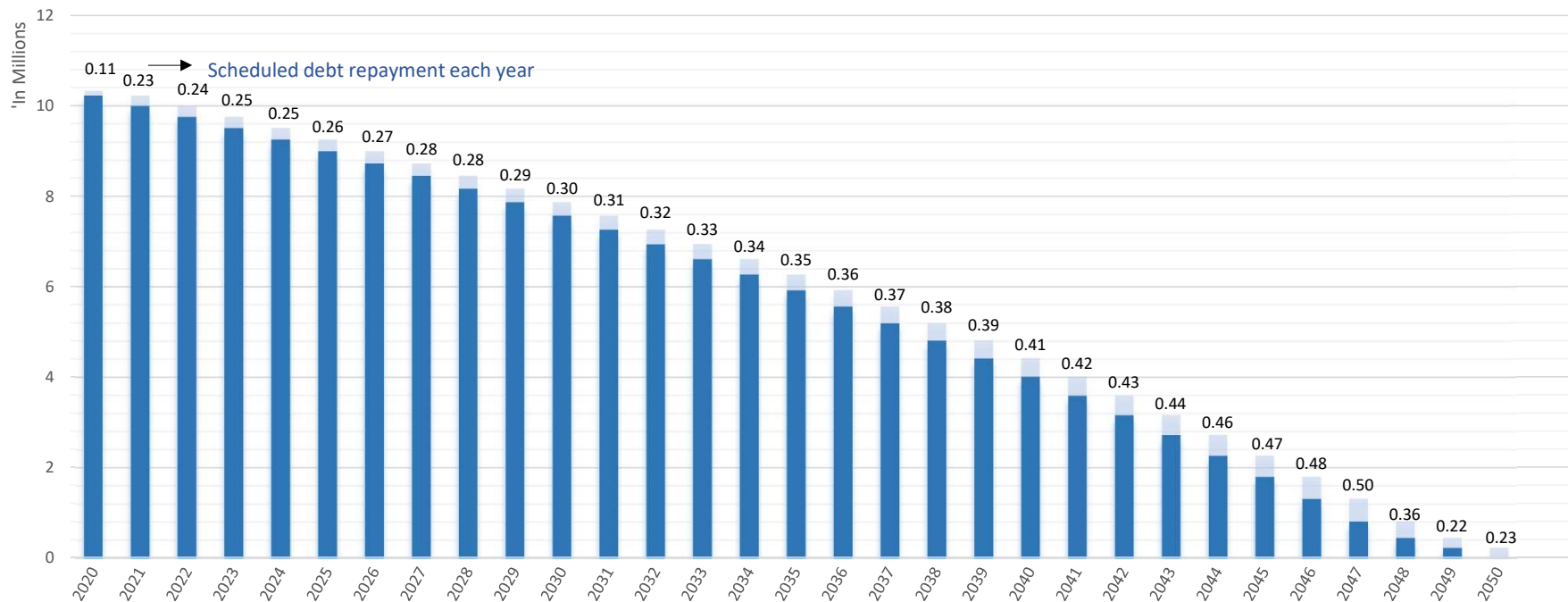


Debt Outlook - Water

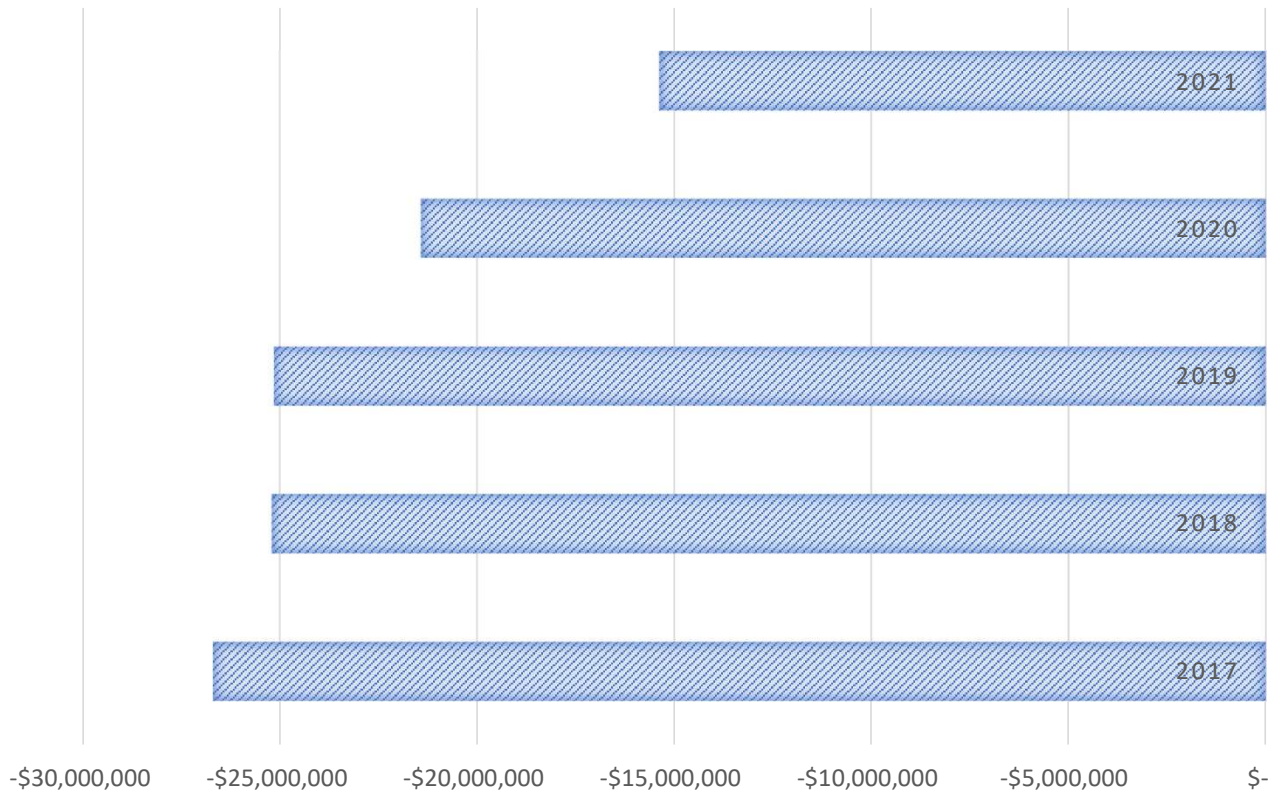




Debt Outlook – Storm Sewer



Net Debt (Financial Assets – Liabilities)



City's with Negative Net Debt:

- Port Colborne
- Pelham
- Niagara Region

Port Colborne Debt Management Policy requires the City to sustainably get to zero by 2040

Reserve Outlook



Should the capital, levy, and rate budgets be approved, and the 2023 budget = actual and the 2022 forecast = forecast at year end. The forecasted infrastructure and rate reserves would be as follows at the end of 2023 (provided there are no new projects approved):

- Infrastructure forecasted at \$4,585,243 (see Looking Forward slide)
- Water forecasted at \$1,227,391
- Wastewater forecasted at \$2,065,460
- Storm Sewer forecasted at \$554,938

Reserves are used in case of an emergency, to cover a budget shortfall in-year and to support future capital works.



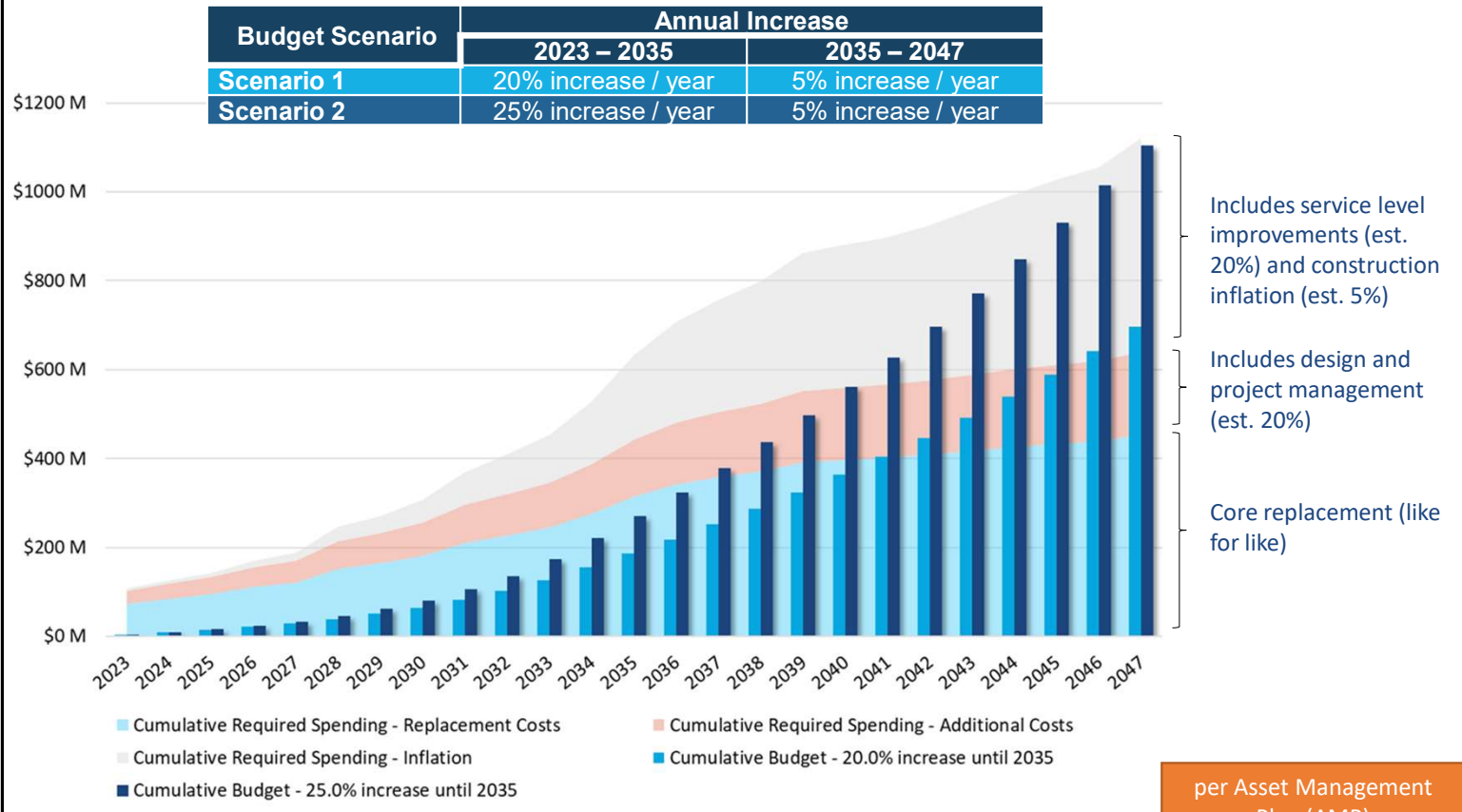
Capital Funding Requirement

Proposed 2023 capital funding:

- Budget \$6.3 million (up from \$5.1 million in 2022)
- Required \$16.2 million (per AMP x-Facilities, IT and Recreation)
- **Shortfall ∴ > \$9.3 million**

Funding options to close the gap over time include:

- Tax levy
- User fees
- Rates
- Grants
- Borrowing (to be repaid by the above)
- **Growth**
- **Efficiencies**
- **Divestitures**



To provide an exceptional small-town experience in a big way



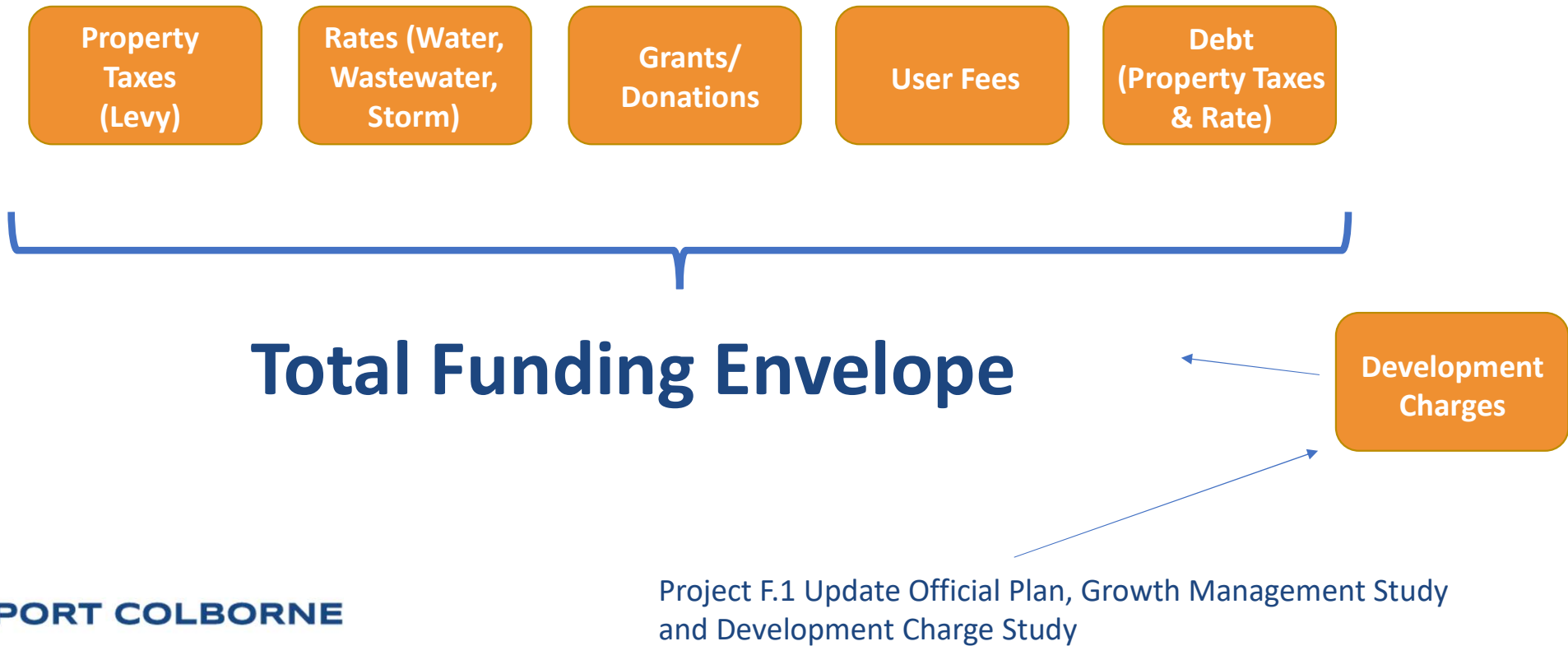
Capital Funding Requirements

Funding options to highlight (potential to have limited impact on service without increasing costs):

- **Growth – Smart growth that is accretive to the tax and rate base**
- **Efficiencies – Reducing inflow and infiltration and water loss**
- **Divestitures – Establish standards for asset utilization, consider the sale or decommissioning of underutilized assets. Proceeds to be reinvested in capital assets per the tangible capital asset policy of the City**



Funding Sources





Funding Level – Asset Replacement

Are we investing enough in Asset Replacement?

Comparison of funds available to City asset management plan

\$133.4 Million
Net Book Value of City Owned Tangible Capital Assets

Levy	2,944,291
Rate	1,831,711
Recurring Grants	1,631,649
Debt	2,166,814
Total Funds Available	8,574,465
Recommended Annual Replacement Spend*	16,200,000
	(7,625,535)

← Linear assets only, non-linear assets will be added to this total in 2024 when non-linear asset plan completed

* From Linear asset management plan approved by Council in July 2022

← Reason for continuing with a capital growth/“catch-up” factor to increase the capital budget.



Funding Level – Amortization

Are we investing enough in Asset Replacement?

Comparison of funds available to amortization of existing capital assets

\$133.4 Million
Net Book Value of City Owned Tangible Capital Assets

Levy	2,944,291
Rate	1,831,711
Recurring Grants	1,631,649
Debt	2,166,814
Total Funds Available	8,574,465
Amortization of Existing Capital Assets*	5,719,689
	2,854,776



* Amortization per December 31, 2021 audited financial statements

Funding Detail

^18%
16% Department Related; 2% Library, Museum, Achieves & Roselawn which is reflected in their budgets



Levy Core Capital Funding Model

Funding Category	2022 Budget	Funding Level [Catch-up Factor 2.0%]	Inflationary Increase (4.8%)*	New Grant or Other Funding	Transfer from/(to) Borrowing to/(from) "Pay-as-you-go"	Proposed 2023 Balance
Capital Levy	\$ 2,098,669	\$ 437,480	\$ 100,736		\$ 285,566	\$ 2,922,451 [^]
Aggregate Resources Funding	\$ 132,540	\$ -	\$ -	\$ 17,715	\$ -	\$ 150,255
CCBF (Canada Community-Building Fund)	\$ 580,577	\$ -	\$ -	\$ -	\$ -	\$ 580,577
OCIF (Ontario Community Infrastructure Fund)	\$ 418,760	\$ -	\$ -	\$ 482,057	\$ -	\$ 900,817
	\$ 3,230,546	\$ 437,480	\$ 100,736	\$ 499,772	\$ 285,566	\$ 4,554,100
Borrowing Costs Levy	\$ 1,506,775	\$ -	\$ 72,325	\$ -	-\$ 307,768	\$ 1,271,332 [^]
	\$ 4,737,321	\$ 437,480	\$ 173,061	\$ 499,772	-\$ 22,202	\$ 5,825,432

\$1,631,649

* Inflation increase of 4.8% represents the annual inflation rate in the spring of 2022 when the capital budget began development.

Increased to \$605,820 meaning \$25,243 is available to allocated to future projects

Note: The core capital funding model for the 2023 Rates Capital and Related Project budget was not modelled for this budget as the capital funding levels decreased by \$74,216 to \$1,831,711 to minimize 2023 rate increases and provide time to catch up on the almost \$8,400,000 related to projects approved and unspent.



Projects – Budget Distribution

Project Title	Capital Funding							
	2023 Non-Debt Funding				Grants (Prior Year)	Reserves	Closed out Projects (Over/Short)	Total
	Levy	Rate	Grants	Total				
Facilities	\$ 517,500	\$ -	\$ -	\$ 517,500	\$ 400,000	\$ -	\$ 27,500	\$ 945,000
Fleet and Equipment	\$ 1,185,700	\$ 250,000	\$ -	\$ 1,435,700	\$ -	\$ -	\$ 139,563	\$ 1,575,263
Information Technology	\$ 499,500	\$ 200,000	\$ -	\$ 549,500	\$ -	\$ -	\$ -	\$ 549,500
Land Development	\$ -	\$ -	\$ -	\$ -	\$ -	\$ -	\$ 90,000	\$ 90,000
Parks	\$ 100,400	\$ -	\$ 301,600	\$ 402,000	\$ -	\$ 40,000	\$ -	\$ 442,000
Planning	\$ -	\$ -	\$ 240,000	\$ 240,000	\$ -	\$ -	\$ 360,000	\$ 600,000
Roads	\$ 341,351	\$ -	\$ 1,190,049	\$ 1,531,400	\$ 240,000	\$ -	\$ -	\$ 1,771,400
Storm Sewer	\$ -	\$ 850,000	\$ -	\$ 850,000	\$ -	\$ -	\$ -	\$ 850,000
Wastewater	\$ -	\$ 690,000	\$ -	\$ 690,000	\$ -	\$ -	\$ -	\$ 690,000
Water	\$ -	\$ 321,700	\$ -	\$ 471,700	\$ -	\$ -	\$ -	\$ 471,700
Library	\$ 160,000	\$ -	\$ -	\$ 160,000	\$ -	\$ 39,500	\$ -	\$ 199,500
Museum	\$ 86,000	\$ -	\$ -	\$ 86,000	\$ -	\$ -	\$ -	\$ 86,000
Roselawn	\$ -	\$ -	\$ -	\$ -	\$ -	\$ 41,000	\$ -	\$ 41,000
Total Capital Requests	\$ 2,890,451	\$ 2,311,700	\$ 1,731,649	\$ 6,933,800	\$ 640,000	\$120,500	\$ 617,063	\$ 8,311,363
Transfers to Reserve	\$ 32,000	\$ 79,564		\$ 111,564				\$ 111,564
Total Capital Requests and Transfers to Reserve	\$ 2,922,451	\$ 2,391,264	\$ 1,731,649	\$ 7,045,364	\$ 640,000	\$120,500	\$ 617,063	\$ 8,422,927

Wastewater and storm reserves (559,553)
\$1,831,711

\$1,631,649
\$100,000 TPN Funding

Facilities

Proposed Projects

- A.1 – City Hall Roof Replacement/Remediation
- A.2 – VHWC Thermal Window Film
- A.3 – City Hall Committee Room 3 Refurbishment
- A.4 – VHWC Compressor (pre-approved by Council)



Funding

2023 Capital Levy	\$ 517,500
Confirmed Grants	400,000
Closed out projects	27,500

\$945,000

VHWC Roof solutions to be presented to Council January 24, 2023 by external engineering firm.



Fleet and Equipment

Proposed Projects

- B.1 – Fire Engine 2 Replacement
- B.2 – Harley Rake
- B.3 – Backhoe (Water and Wastewater)
- B.4 – 2022 Fleet Replacement (pre-approved by Council)



Funding

2023 Capital Levy [^]	\$1,435,700
Closed out projects	139,563

\$1,575,263

[^] Water and wastewater budgets account for \$250,000 of the 2023 Capital Levy amount above.



Information Technology

Proposed Projects

- C.1 – IT Evergreening
- C.2 – Meeting Room Technology Upgrades
- C.3 – Facility Security System Upgrades
- C.4 – CityWide – Planning Module
- C.5 – Digital By-law Enforcement System Replacement
- C.6 – Water/Wastewater Digital Compliance System Replacement
- C.7 – AMI Meter Reading
- C.8 – Video Surveillance Program

Note

The City does not have a digital human resource records management system and the City has been notified our accounting system provider is essentially reducing activity and support. Staff have been discussing partnerships with other municipalities. There is the potential for a joint municipal report in 2023. Any implementation funding would be proposed from the infrastructure reserve.



PORT COLBORNE

Funding

2023 Capital Levy	\$699,500
-------------------	-----------

\$699,500

^ Water and wastewater budgets account for \$200,000 of the 2023 Capital Levy amount above.



Parks & Cemetery

Proposed Projects

- D.1- Cemetery Land Acquisition
- E.1- Playground Replacement - Victoria
- E.2 – Sign Renewal (2 of 3)
- E.3 – H.H. Knoll Event Lighting



Note: Parks and park like with funding already available for improvements include: Lion’s Field, Lock 8, Lockview, Welland Street trail, the Promenade and the waterfront location at the end of West Street.

Funding

2023 Capital Levy	\$ 100,400
Confirmed Grants	301,600
Reserves	40,000

\$442,000





Planning

Proposed Projects

- F.1 – Update Official Plan, Growth Management Study and Development Charge Study
- F.2 – Infrastructure Needs Study – Non-Core Assets
- F.3 – Council Composition, Remuneration and Ward Boundary Review

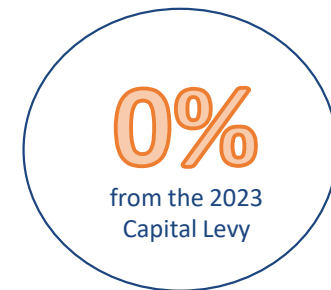
Note

F.1 and F.2 are vital to ensure growth pays for growth and to comply with Provincial Asset Management requirements and maintain compliance with funding requirements

Funding

Confirmed Grants	240,000
Closed out projects	360,000

\$600,000





Roads and Signage

Proposed Projects

- G.1 – Culvert Design
- G.2 – Firelane Design
- G.3 – Road End Gate Access – Pleasant Beach and Wyldewood Road
- G.4 – Annual Sidewalk = \$300,000
- G.5 – Annual Road (Base and Surface) = \$1,286,400
- G.6 – Snider Road Pull Off Box Culvert
- G.7 – Catharine Street Rail Rehabilitation

100%
20%



Funding

2022 Capital Levy	\$341,351
Aggregate Funding^	150,255
Confirmed Grants	1,279,794

\$1,771,400


^ The City receives funding annually under a government formula related to aggregate volume that results from quarry activity. The 2023 Capital and Related budget assumes the same amount as received in 2022.

Stormwater



Proposed Projects

- H.1 – Stormwater Outlet Backflow Control
- H.2 – Stormwater Inventory, Cleaning and Condition Assessment
- H.3 – Coastal Engineering Services



Funding

2023 Storm Sewer Fee	\$435,493
Reserves [^]	414,507

\$850,000

[^]Forecasted Remaining Storm Sewer Reserve = \$554,938 based on the 2022 Storm Sewer Operating Budget forecast and this 2023 Capital and Related Projects budget

Wastewater



Proposed Projects

- I.1 – Wastewater Lining
- I.2 – Scholfield Avenue Pumping Station Safety Upgrade
- I.3 – Omer Sanitary Pipe Capacity Investigation from Fielden to Omer SPS



Funding

2023 Wastewater Rate	\$544,954
Reserves^	145,046

\$690,000


Note: Forecasted Remaining Wastewater Reserve = \$2,065,460 based on the 2022 Wastewater Operating Budget forecast and this 2023 Capital and Related Projects budget

Water



Proposed Projects

- J.1 – Hydrant Painting
- J.2 - Watermain Replacement (2 of 5)



Note

J.2 is part of a \$5,000,000 multi-location, multi-project approach to replacing watermains. This project is funded 26.7% by the City, 40% by the Federal government, and 33.3% by the Provincial government. This project is expected to be completed in 2026 with funding provisions of \$266,700 also being included in the 2024, 2025, and 2026 Capital and Related Project Budgets.

Funding

2023 Water Rate \$ 321,700

\$321,700

Note: Forecasted Remaining Water Reserve = \$1,227,391 based on the 2022 Water Operating Budget forecast and this 2023 Capital and Related Projects budget



Cultural Block (Library, Museum and Roselawn)

Proposed Projects

Library

- K.1 – Library Annual Allocation
- K.2 – Library Elevator Modernization
- K.3 – Library Flat Roof Repair
- K.4 – Library Backflow and Water Closet Upgrades

Funding

2023 Capital Levy	\$ 160,00
Reserves^	39,500

\$199,500

Recommendation

Library and capital funding model to be reviewed. Last year window seal remediation at a budgeted cost of \$24,000 was asked for above the \$45,000 annual allotment and this year the elevator at budgeted cost of \$115,000 was asked for above the same annual allotment.

Library Facility Condition Index (FCI) is almost perfect and the Building Condition Assessment (BCA) identifies under ideal circumstance the elevator would be updated in 2024 after 25 years of service.

Cultural Block (Library, Museum and Roselawn)



Proposed Projects

Museum

- L.1 – Carriage House Restoration
- L.2 – Exhibit Cases
- L.3 – Museum HRC Decking and Walkway Replacement
- L.4 – Museum Home Repair and Painting
- L.5 – Museum Stair and Walkway Replacement

Roselawn

- M.1 – Roselawn Interior
- M.2 – Roselawn Flooring Replacement

Funding

2023 Capital Levy	\$ 86,000
Reserves [^]	41,500

\$211,500

[^] From Roselawn Reserve leaving a balance of \$515,299.





Risks to the Budget

Actual events and results can be substantially different from what is expected or implied as a result of risk, uncertainties, and other factors, many of which are beyond our control, including, but not limited to:

- Changes to legislation, including rules and regulation
 - i.e. Bill 39, Better Municipal Governance Act, 2022 was introduced subsequent to the development of this budget and is still being reviewed at the time of printing this presentation
- Decisions of other levels of government
 - i.e. Ministry of the Environment, Conservation and Parks
 - i.e. the Bereavement Authority of Ontario
 - i.e. Niagara Region water and wastewater charges have not been published or approved, only guidance from July 21, 2022 has been shared
- Economic weakness or other unforeseen factors impacting changes in past patterns of facility and service usage and/or goods purchased by users and customers
- Inflation advancing more than anticipated – note inflation was budget differently for different expenses ranging from 0% to the 35% range (fuel costs increased 70% over 2 years)
- Interest rates declining which impact investment income
- Poor weather impacting attendance at the Beach or events such as Canal Days
- Higher precipitation and lake levels compared to 2022 increasing inflow and infiltration or changing water usage
- Unexpected changes or usage in infrastructure
- Unbudgeted and/or unexpected changes in needs or wants of residents resulting in Council approved changes in service levels or goods and service offerings

Looking Forward



- Emphasis is on project completion. The addition of Project Management capability will support this action
- Development of a multi-year (5-year) capital plan to be introduced with the 2024 Capital and Related Project budget (1 year for approval and 4-year forecast)
- Some in-year capital and related project considerations will likely include
 - Dredging at the Marina
 - Vale roof (presentation scheduled January 24th)
 - Consideration to be provided to the assumption of cemeteries and other related cemetery matters
 - Human Resource and Finance System (partnership with other municipalities)
 - Parking lot options to facilitate greater off beach parking at Nickel Beach
 - Energy efficiency upgrades and opportunities to produce our own energy
- Completing Building Condition Assessments (BCAs) on all facilities to support a multi-year / multi-generational planning discussion with Council.
- Review the Parks and Recreation Master plan
- Further internal discussions to be had on a joint capital request by the Museum and Library to assess the need for another facility. This project was held back from the 2023 Capital and Related Project Budget



Thank You



Recommendation

That the Corporate Service Department, Financial Services Division, Report No. 2022-248 Subject: 2023 Capital and Related Projects Budget, **BE RECEIVED**; and

That the recommended project closures and funding transfers for projects approved prior to this report as outlined in Report 2023-248, Appendix C, **BE APPROVED**; and

That the 2023 Capital and Related Projects Budget as outlined in Report 2023-248, **BE APPROVED** and that the projects identified in the 2023 Capital and Related Projects Budget be permitted to begin immediately where feasible.



Appendix B - 2023 Capital and Related Project Detail

		Capital Funding									
		2023 Non-Debt Funding				Grants (Prior Year)	Reserves	Previously approved unspent	Internally Financed	Other	Total
Item	Project Title	Levy	Rate	Grants	Total						
A.1	City Hall Roof Replacement/Remediation	450,000		-	450,000	-	-	-		-	450,000
A.2	VHWC Thermal Window Film	22,000		-	22,000	-	-	-		-	22,000
A.3	City Hall Committee Room 3 Refurbishment	16,000		-	16,000	-	-	-		7,000	23,000
A.4	VHWC Compressor	29,500		-	29,500	400,000	-	-		20,500	450,000
Total Capital Requests - Facilities		517,500	-	-	517,500	400,000	-	-	-	27,500	945,000
B.1	Fire Engine 2 Replacement	770,437		-	770,437	-	-	-		139,563	910,000
B.2	Harley Rake	21,000		-	21,000	-	-	-		-	21,000
B.3	Backhoe		250,000	-	250,000	-	-	-		-	250,000
B.4	Pre-committment from 2022 CRPB	394,263		-	394,263	-	-	-		-	394,263
Total Capital Requests - Fleet and Equipment		1,185,700	250,000	-	1,435,700	-	-	-	-	139,563	1,575,263
C.1	IT Evergreening	127,500		-	127,500	-	-	-		-	127,500
C.2	Meeting Room Technology Upgrades	100,000		-	100,000	-	-	-		-	100,000
C.3	Facility Security System Upgrades	125,000		-	125,000	-	-	-		-	125,000
C.4	CityWide - Planning Module	22,000		-	22,000	-	-	-		-	22,000
C.5	Digital By-law Enforcement System Replacement	50,000		-	50,000	-	-	-		-	50,000
C.6	Water/Wastewater Digital Compliance System Replacement		50,000	-	50,000	-	-	-		-	50,000
C.7	AMI Meter Reading		150,000	-	150,000	-	-	-		-	150,000
C.8	Video Surveillance Program	75,000		-	75,000	-	-	-		-	75,000
Total Capital Requests - Information Technology		499,500	200,000	-	699,500	-	-	-	-	-	699,500
D.1	Cemetery Land Acquisition	-		-	-	-	-	-		90,000	90,000
Total Capital Requests - Land Development		-	-	-	-	-	-	-	-	90,000	90,000
E.1	Playground Replacement - Victoria	50,400		201,600	252,000	-	-	-		-	252,000
E.2	Sign Renewal (2 of 3)	50,000		-	50,000	-	-	-		-	50,000
E.3	HH Knoll Event Lighting			100,000	100,000	-	40,000	-		-	140,000
Total Capital Requests - Parks		100,400	-	301,600	402,000	-	40,000	-	-	-	442,000
F.1	Updated Official Plan, Growth Management Study and Development Charge Study		-	-	-	-	-	-		250,000	250,000
F.2	Infrastructure Needs Study - Non-Core Assets	-		240,000	240,000	-	-	-		60,000	300,000
F.3	Council Composition, Remuneration and Ward Boundary Review	-		-	-	-	-	-		50,000	50,000
Total Capital Requests - Planning		-	-	240,000	240,000	-	-	-	-	360,000	600,000
G.1	Culvert Design	50,000		-	50,000	-	-	-		-	50,000
G.2	Firelane Design	20,000		-	20,000	-	-	-		-	20,000
G.3	Road End Gate Access - Pleasant Beach and Wydlewood Road	30,000		-	30,000	-	-	-		-	30,000
G.4	Annual Sidewalk	60,000		-	60,000	240,000	-	-		-	300,000
G.5	Annual Road (Base and Surface)	96,351		1,190,049	1,286,400	-	-	-		-	1,286,400
G.6	Snider Road Pull Off Box Culvert	40,000		-	40,000	-	-	-		-	40,000
G.7	Catharine Street Rail Rehabilitation	45,000		-	45,000	-	-	-		-	45,000
Total Capital Requests - Roads		341,351	-	1,190,049	1,531,400	240,000	-	-	-	-	1,771,400

		Capital Funding									
		2023 Non-Debt Funding				Grants (Prior Year)	Reserves	Previously approved unspent	Internally Financed	Other	Total
Item	Project Title	Levy	Rate	Grants	Total						
H.1	Stormwater Outlet Backflow Control		300,000	-	300,000	-	-	-		-	300,000
H.2	Stormwater Inventory, Cleaning and Condition Assessment		500,000	-	500,000	-	-	-		-	500,000
H.3	Coastal Engineering Services		50,000	-	50,000	-	-	-		-	50,000
Total Capital Requests - Storm Sewer		-	850,000	-	850,000	-	-	-	-	-	850,000
I.1	Wastewater Lining		500,000	-	500,000	-	-	-		-	500,000
I.2	Scholfield Avenue Pumping Station Safety Upgrade		40,000	-	40,000	-	-	-		-	40,000
I.3	Omer Sanitary Pipe Capacity Investigation From Fielden to Omer SPS		150,000	-	150,000	-	-	-		-	150,000
Total Capital Requests - Wastewater		-	690,000	-	690,000	-	-	-	-	-	690,000
J.1	Hydrant Painting		55,000	-	55,000	-	-	-		-	55,000
J.2	Watermain replacement and looping (2 of 5)		266,700	-	266,700	-	-	-		-	266,700
Total Capital Requests - Water		-	321,700	-	321,700	-	-	-	-	-	321,700
K.1	Library Annual Allocation	45,000		-	45,000	-	45,000	-		-	-
K.2	Library Elevator Modernization	115,000		-	115,000	-	-	-		-	115,000
K.3	Library Flat Roof Repairs			-	-	-	65,000	-		-	65,000
K.4	Library Backflow and Water Closet Upgrades			-	-	-	19,500	-		-	19,500
Total Capital Requests - Library		160,000	-	-	160,000	-	39,500	-	-	-	199,500
L.1	Carriage House Restoration	5,000		-	5,000	-	-	-		-	5,000
L.2	Exhibit Cases	15,000		-	15,000	-	-	-		-	15,000
L.3	Museum HRC Decking and Walkway Replacement	31,000		-	31,000	-	-	-		-	31,000
L.4	Museum Home Repair and Painting	18,000		-	18,000	-	-	-		-	18,000
L.5	Museum Stair and Walkway Replacement	17,000		-	17,000	-	-	-		-	17,000
Total Capital Requests - Museum		86,000	-	-	86,000	-	-	-	-	-	86,000
M.1	Roselawn Interior			-	-	-	20,000	-		-	20,000
M.2	Roselawn Flooring Replacement			-	-	-	21,000	-		-	21,000
Total Capital Requests - Roselawn		-	-	-	-	-	41,000	-	-	-	41,000
Total Capital Requests		2,890,451	2,311,700	1,731,649	6,933,800	640,000	120,500	-	-	617,063	8,311,363
Transfers to Reserve		32,000	79,564		111,564						111,564
Total Capital Requests and Transfers to Reserve		2,922,451	2,391,264	1,731,649	7,045,364	640,000	120,500	-	-	617,063	8,422,927

Capital Request A.1

Item	Location	Community Pillars			Corporate Pillars			Rationale				
		1	2	3	1	2	3	1	2	3	4	5
City Hall Roof Replacement/Remediation	City Hall	✓		✓	✓			✓		✓		

Project Rationale

Replace asphals flat roofing areas that are worn and leaking, and are beyond remediation after 25years. Sealing and remediation of upper metal areas to maintain 25year remaining integrity. Leaks are causing damage to internal areas of the building on 3rd floor.

Project Funding Source	
Levy	450,000
Rate	
Grant	
Reserves	
Other	
Total	450,000

Operating On-Going Impact (+/-)	
Levy	
Rate	
Other	
Total	-

Are there 'Greener' options available that:	
Are more energy efficient?	Yes - see attached
Utilize renewable materials?	Yes - see attached
Are less emissions intense?	N/A
Better manage stormwater?	No

Project Timelines	
2022	✓
2023	
2024	
2025	

Other Project Resourcing / Impact and Cooperation	
Departments Involved	City Hall Staff, Facilities
Departments Impacted	City Hall Staff, Facilities

Description of 'Greener' options:

Modern roofing options and sealants are lower VOC and less impactful than existing asphalt/modified bitumen existing roof. Modern options are also better insulating and more energy efficient for the building.

Capital Request A.2

Item	Location	Community Pillars			Corporate Pillars			Rationale					
		1	2	3	1	2	3	1	2	3	4	5	
VHWC Thermal Window Film	VHWC	✓		✓	✓						✓	✓	

Project Rationale

Install thermal / reflective window film on east and south gymnasium windows to better control heat and sunlight in the summer months. Has been identified as a visual health and safety concern by tenants and patrons repeatedly. Will also reduce energy consumption (cooling) during the summer months.

Project Funding Source	
Levy	22,000
Rate	
Grant	
Reserves	
Other	
Total	22,000

Operating On-Going Impact (+/-)	
Levy	
Rate	
Other	
Total	-

Are there 'Greener' options available that:	
Are more energy efficient?	Yes - see attached
Utilize renewable materials?	N/A
Are less emissions intense?	Yes - see attached
Better manage stormwater?	No

Project Timelines	
2022	✓
2023	✓
2024	
2025	

Other Project Resourcing / Impact and Cooperation	
Departments Involved	Recreation, Facilities
Departments Impacted	Recreation, Facilities

Description of 'Greener' options:
 This is the energy efficient / reducing option. Will reduce cooling costs in the summer months.

Capital Request A.3

		Community Pillars			Corporate Pillars			Rationale					
		1	2	3	1	2	3	1	2	3	4	5	
Item	Location												
City Hall Committee Room 3 Refurbishment	City Hall	✓		✓	✓			✓				✓	✓

Project Rationale

After 26 years of use/wear and damage resulting from the leaking roof at City Hall, the carpet, ceiling tiles and paint of City Hall Committee Room 3 are in need of replacement/updating. This request comes from the Mayoral and CAO.

Project Funding Source	
Levy	16,000
Rate	
Grant	
Reserves	
Other (prior year over/short)	7,000
Total	23,000

Operating On-Going Impact (+/-)	
Levy	
Rate	
Other	
Total	-

Are there 'Greener' options available that:	
Are more energy efficient?	N/A
Utilize renewable materials?	Yes - see attached
Are less emissions intense?	N/A
Better manage stormwater?	N/A

Project Timelines	
2022	
2023	✓
2024	
2025	

Other Project Resourcing / Impact and Cooperation	
Departments Involved	City Hall Staff, Facilities
Departments Impacted	City Hall Staff, Facilities

Description of 'Greener' options:
 Newer materials and manufacturing are much better than previous. Materials sourced for replacement will be environmentally responsible (Low VOC).

Capital Request A.4

Item	Location	Community Pillars			Corporate Pillars			Rationale				
		1	2	3	1	2	3	1	2	3	4	5
VHWC Compressor	VHWC	✓		✓				✓		✓	✓	

Project Rationale

During recent inspections of the heating and cooling system at the Vale Health and Wellness Centre it was identified that the cooling tower and heat exchange gaskets were in poor condition and due for replacement. The heating and cooling system is a key component to the operation of the facility. Failure of the unit will have significant impacts to the facilities operation.

Project Funding Source	
Levy	29,500
Rate	
Grant (Gas Tax)	400,000
Reserves	
Other (prior year over/short)	20,500
Total	450,000

Operating On-Going Impact (+/-)	
Levy	
Rate	
Other	
Total	-

Are there 'Greener' options available that:	
Are more energy efficient?	N/A
Utilize renewable materials?	N/A
Are less emissions intense?	N/A
Better manage stormwater?	N/A

Project Timelines	
2022	
2023	✓
2024	
2025	

Other Project Resourcing / Impact and Cooperation	
Departments Involved	Public Works
Departments Impacted	Corporate Services

Description of 'Greener' options:

Capital Request B.1

Item	Location	Community Pillars			Corporate Pillars			Rationale				
		1	2	3	1	2	3	1	2	3	4	5
Fire Engine 2 Replacement	Fire Dept	✓		✓				✓		✓	✓	✓

Project Rationale

The City has determined in the past that apparatus, in particular the Engines will be replaced on a 20 year cycle. This fits with recommendations from National Fire Protection Associations (NFPA 1911) and Fire Underwriters which sets insurance grading for the City. Engine # 2 was purchased in 2000. With supply chains issues everywhere, it is anticipated that the City will wait approximately 18 months to receive the truck from the time of order. There is liability issues associated with the delay.

Project Funding Source	
Levy	770,437
Rate	
Grant	
Reserves	
Other (prior year over/short)	139,563
Total	910,000

Operating On-Going Impact (+/-)	
Levy	
Rate	
Other	
Total	-

Are there 'Greener' options available that:	
Are more energy efficient?	No
Utilize renewable materials?	No
Are less emissions intense?	No
Better manage stormwater?	N/A

Project Timelines	
2022	
2023	Order
2024	Delivery (or sooner)
2025	

Other Project Resourcing / Impact and Cooperation	
Departments Involved	Community Safety
Departments Impacted	Community Safety

Description of 'Greener' options:

Capital Request B.2

Item	Location	Community Pillars			Corporate Pillars			Rationale				
		1	2	3	1	2	3	1	2	3	4	5
Harley Rake	City Wide	✓	✓	✓	✓			✓				

Project Rationale

Staff currently rent a harley rake attachment with skid steer twice annually to complete roadside shouldering repairs. The rental of a skid steer and harley rake for the year total approximately \$17,000. Staff are proposing to purchase a harley rake and utilize an existing piece of equipment to run it. There will be approximately \$3,500 required to fit the attachment to the City's existing equipment and another \$17,500 to purchase the harley rake.

Project Funding Source	
Levy	21,000
Rate	
Grant	
Reserves	
Other	
Total	21,000

Operating On-Going Impact (+/-)		
Levy	-	16,725
Rate		-
Other		-
Total	-	16,725

Are there 'Greener' options available that:	
Are more energy efficient?	N/A
Utilize renewable materials?	N/A
Are less emissions intense?	N/A
Better manage stormwater?	N/A

Project Timelines	
2022	
2023	✓
2024	
2025	

Other Project Resourcing / Impact and Cooperation	
Departments Involved	Public Works
Departments Impacted	Public Works

Description of 'Greener' options:

Capital Request B.3

		Community Pillars			Corporate Pillars			Rationale					
		1	2	3	1	2	3	1	2	3	4	5	
Item	Location												
Backhoe	City Wide							✓					

Project Rationale

This is a request to replace the Water/Wastewater Division's backhoe due to its life expectancy expiring and poor condition. This equipment uses a hoe ram and compactor regularity which increases wear. The drive shafts and axles have begun to show excessive wear. The boom is also strating to show excessive wear which will lead to extensive costs in the short term. Hydraulic hoses are showing signs of wear and staff have started replacing them as required. This requested will be funded 50% from Water and 50% from Wastewater.

Project Funding Source	
Levy	
Rate (Water & Wastewater)	250,000
Grant	
Reserves	
Other	
Total	250,000

Operating On-Going Impact (+/-)	
Levy	-
Rate	-
Other	-
Total	-

Are there 'Greener' options available that:	
Are more energy efficient?	No
Utilize renewable materials?	No
Are less emissions intense?	No
Better manage stormwater?	No

Project Timelines	
2022	
2023	✓
2024	
2025	

Other Project Resourcing / Impact and Cooperation	
Departments Involved	Public Works
Departments Impacted	Public Works

Description of 'Greener' options:

Capital Request B.4

Item	Location	Community Pillars			Corporate Pillars			Rationale					
		1	2	3	1	2	3	1	2	3	4	5	
Pre-commitment from 2022 Capital and Related Project Budget (CRPB)	City Wide		✓	✓	✓				✓		✓		

Project Rationale

This pre-commitment from the 2022 Capital and Related Project Budget was for the 2022 Fleet Replacement project (for more information on this project, please see Capital Request B.7 of the 2022 Capital and Related Project Budget).

Project Funding Source	
Levy	394,263
Rate	
Grant	
Reserves	
Other	
Total	394,263

Operating On-Going Impact (+/-)	
Levy	
Rate	
Other	
Total	-

Are there 'Greener' options available that:	
Are more energy efficient?	N/A
Utilize renewable materials?	N/A
Are less emissions intense?	N/A
Better manage stormwater?	N/A

Project Timelines	
2022	✓
2023	✓
2024	
2025	

Other Project Resourcing / Impact and Cooperation	
Departments Involved	Public Works
Departments Impacted	Public Works

Description of 'Greener' options:

Capital Request C.1

Item	Location	Community Pillars			Corporate Pillars			Rationale				
		1	2	3	1	2	3	1	2	3	4	5
IT Evergreening	City Wide	✓		✓		✓		✓	✓		✓	

Project Rationale

The City of Port Colborne has invested in the use of technology to enable efficient and effective delivery of municipal services. The IT Evergreening capital request represents the lifecycle replacement of key hardware that supports these activities, which primarily includes staff workstations (laptops, tablets and accessories) and telecommunications and computer system infrastructure. The key hardware that supports these activities are reaching or have already exceeded their expected end-of-life and require replacement to ensure that efficient and effective delivery of municipal services can continue without unnecessary delay or disruption to constituents.

Project Funding Source	
Levy	127,500
Rate	
Grant	
Reserves	
Other	
Total	127,500

Operating On-Going Impact (+/-)	
Levy	
Rate	
Other	
Total	-

Are there 'Greener' options available that:	
Are more energy efficient?	Yes - see attached
Utilize renewable materials?	N/A
Are less emissions intense?	N/A
Better manage stormwater?	N/A

Project Timelines	
2022	
2023	✓
2024	
2025	

Other Project Resourcing / Impact and Cooperation	
Departments Involved	Corporate Services
Departments Impacted	All Departments

Description of 'Greener' options:
 Many technology manufacturers are producing equipment in eco-efficient facilities. Additionally, the technology equipment often attains the Energy STAR rating for energy efficiency.

Capital Request C.2

Item	Location	Community Pillars			Corporate Pillars			Rationale					
		1	2	3	1	2	3	1	2	3	4	5	
Meeting Room Technology Upgrades	City Wide			✓			✓	✓					✓

Project Rationale

The City of Port Colborne is enhancing the technology capabilities in City Hall's Council Chambers and Executive Boardroom (Committee Room 3). This enables various City stakeholders to come together to collaborate and conduct City business through the enhancements afforded by technology. This project would see other meeting rooms throughout City facilities constructed to enable this collaborative meeting and workspace across the City.

Project Funding Source	
Levy	100,000
Rate	
Grant	
Reserves	
Other	
Total	100,000

Operating On-Going Impact (+/-)	
Levy	
Rate	
Other	
Total	-

Are there 'Greener' options available that:	
Are more energy efficient?	Yes - see attached
Utilize renewable materials?	N/A
Are less emissions intense?	N/A
Better manage stormwater?	N/A

Project Timelines	
2022	
2023	✓
2024	
2025	

Other Project Resourcing / Impact and Cooperation	
Departments Involved	Corporate Services
Departments Impacted	All Departments

Description of 'Greener' options:
 Many technology manufacturers are producing equipment in eco-efficient facilities. Additionally, the technology equipment often attains the Energy STAR rating for energy efficiency.

Capital Request C.3

Item	Location	Community Pillars			Corporate Pillars			Rationale				
		1	2	3	1	2	3	1	2	3	4	5
Facility Security System Upgrades	City Wide			✓				✓		✓		

Project Rationale

The City of Port Colborne has invested in alarm and card access systems over the years to provide enhanced security to City facilities and impose accountability for those who access City facilities.

The card access system hardware reached end of life in 2021, however replacement was deferred given that the system was operating reliably and that support was readily available. This hardware has now reached end-of-life with the manufacturer and replacement is imminent to ensure continued reliability of the system.

The alarm system components reached end of life in 2019, however replacement was also deferred given that the system was operating reliably. It is recommended that the alarm system components are replaced alongside the card access system to maximize integration opportunities.

Project Funding Source	
Levy	125,000
Rate	
Grant	
Reserves	
Other	
Total	125,000

Operating On-Going Impact (+/-)	
Levy	
Rate	
Other	
Total	-

Are there 'Greener' options available that:	
Are more energy efficient?	Yes - see attached
Utilize renewable materials?	N/A
Are less emissions intense?	N/A
Better manage stormwater?	N/A

Project Timelines	
2022	
2023	✓
2024	
2025	

Other Project Resourcing / Impact and Cooperation	
Departments Involved	Corporate Services
Departments Impacted	All Departments

Description of 'Greener' options:
 Many technology manufacturers are producing equipment in eco-efficient facilities. Additionally, the technology equipment often attains the Energy STAR rating for energy efficiency.

Capital Request C.4

Item	Location	Community Pillars			Corporate Pillars			Rationale				
		1	2	3	1	2	3	1	2	3	4	5
CityWide - Planning Module	City Wide	✓		✓			✓		✓		✓	✓

Project Rationale

The City currently uses CityWide software for a multitude of applications CityWide has developed a planning module that will allow us to track the planning process, create memos, assign review of documents to internal departments, produce reports etc.

The CityWide Planning module will allow the planning division to track development applications throughout the process, provide reports to understand how many files have been processed and how long it took to process them, connect to GIS with the intent of having an interactive map online where the public can active applications and so much more. In summary, it will assist the division with efficiently processing applications and improve application transparency with the public.

Project Funding Source	
Levy	22,000
Rate	
Grant	
Reserves	
Other	
Total	22,000

Operating On-Going Impact (+/-)	
Levy	
Rate	
Other	
Total	-

Are there 'Greener' options available that:	
Are more energy efficient?	
Utilize renewable materials?	
Are less emissions intense?	
Better manage stormwater?	

Project Timelines	
2022	
2023	✓
2024	
2025	

Other Project Resourcing / Impact and Cooperation	
Departments Involved	IT
Departments Impacted	

Description of 'Greener' options:

Capital Request C.5

Item	Location	Community Pillars			Corporate Pillars			Rationale					
		1	2	3	1	2	3	1	2	3	4	5	
Digital By-law Enforcement System Replacement	City Wide	✓					✓	✓	✓			✓	

Project Rationale

By-law currently uses a Lotus Notes database as its system of record. This project request seeks to replace Lotus Notes and migrate data as appropriate to a new system that has not yet been identified. In addition to the Lotus Notes replacement/migration, By-law seeks to upgrade its AIMS system for ticketing. The upgrade in AIMS would make ticket writing automatic reducing errors and increasing efficiency.

Project Funding Source	
Levy	50,000
Rate	
Grant	
Reserves	
Other	
Total	50,000

Operating On-Going Impact (+/-)	
Levy	
Rate	
Other	
Total	-

Are there 'Greener' options available that:	
Are more energy efficient?	N/A
Utilize renewable materials?	N/A
Are less emissions intense?	N/A
Better manage stormwater?	N/A

Project Timelines	
2022	
2023	✓
2024	
2025	

Other Project Resourcing / Impact and Cooperation	
Departments Involved	Corporate Services
Departments Impacted	All Departments

Description of 'Greener' options:

Capital Request C.6

Item	Location	Community Pillars			Corporate Pillars			Rationale				
		1	2	3	1	2	3	1	2	3	4	5
Water/Wastewater Digital Compliance System Replacement	City Wide	✓		✓			✓	✓	✓	✓	✓	
Project Rationale												

Water/Wastewater Digital Compliance System Replacement (\$50,000 Split 50/50 between Water and Wastewater). Water/Wastewater has numerous databases in Lotus Notes. These databases are an essential part of the City’s compliance to Safe Drinking Water Act and Ontario Water Resources Act requirements for the drinking water and wastewater collection system, and conformance to the Drinking Water Quality Management Standard.

As the City is phasing out the active use of Lotus Notes, the Water/Wastewater department is required to find alternative digital programs to ensure that the City remains in compliance.

Staff are currently researching alternatives to the various Lotus Notes databases. This capital request will be used to fund the selected alternative(s).

Project Funding Source	
Levy	
Rate	50,000
Grant	
Reserves	
Other	
Total	50,000

Operating On-Going Impact (+/-)	
Levy	
Rate	
Other	
Total	-

Are there 'Greener' options available that:	
Are more energy efficient?	N/A
Utilize renewable materials?	N/A
Are less emissions intense?	N/A
Better manage stormwater?	N/A

Project Timelines	
2022	
2023	✓
2024	
2025	

Other Project Resourcing / Impact and Cooperation	
Departments Involved	Corporate Services
Departments Impacted	All Departments

Description of 'Greener' options:

Capital Request C.7

		Community Pillars			Corporate Pillars			Rationale				
Item	Location	1	2	3	1	2	3	1	2	3	4	5
AMI Meter Reading	City Wide	✓		✓			✓		✓		✓	
Project Rationale												

The City of Port Colborne has approximately 6,000 water meters that are read monthly using radio-frequency (RF) technology by having a staff person drive the City for a day each month.

This proposal is for an Advanced Metering Infrastructure (AMI) project which involves installing antennas that could continuously monitor and read the water meters throughout the City, without having to drive around.

AMI technology is an integrated system of water meters, communication network and data management software that enables utilities to collect water meter information automatically instead of the current manual process. The City will have access to a Customer Portal for meter reading data likely by the end of 2022 and this would allow residents to check their water accounts at any time and see real-time, continuous data coming in, instead of just monthly totals. Residents could have full access to their own water meter data.

The City is currently undertaking a propagation study to determine the feasibility and precise costs. The final cost of the program is dependant on how many antennas would be needed throughout the City, which the Propagation study will determine.

The key benefits of implementing AMI in our City include:

- Enhanced Customer Service – Customers will have access to hourly water usage leading to early detection of leaks and unexpected high water usage
- Reduced Costs through Water Read/Billing Efficiencies - Staff no longer need to spend a day each month to drive the city to read meters as meter reads can simply be downloaded. Reduces the need for estimated billing and improves billing accuracy leading to better customer satisfaction.
- Distribution System Management – improved accuracy of consumption data and detection of backflow issues will lead to more efficient operation and maintenance of the water distribution system
- Reduce Water Loss – monitoring water usage pattern will reduce water theft, tampering and leaks
- Alleviate Climate Change Impact – Reduction in Greenhouse Gas (GHG) emissions by eliminating driving vehicles for meter reading, reduction in energy use at the Region’s water treatment facility by reducing water loss and modifying pumping strategy based on customer demand patterns

Project Funding Source	
Levy	
Rate (Water)	150,000
Grant	
Reserves	
Other	
Total	150,000

Operating On-Going Impact (+/-)	
Levy	
Rate	
Other	
Total	-

Are there 'Greener' options available that:	
Are more energy efficient?	No
Utilize renewable materials?	No
Are less emissions intense?	No
Better manage stormwater?	No

Project Timelines	
2022	
2023	✓
2024	
2025	

Other Project Resourcing / Impact and Cooperation	
Departments Involved	Public Works
Departments Impacted	Public Works

Description of 'Greener' options:
 This is a greener alternative than having a staff person drive around the entire city for 8 hours once a month to read the water meters.

Capital Request C.8

Item	Location	Community Pillars			Corporate Pillars			Rationale				
		1	2	3	1	2	3	1	2	3	4	5
Video Surveillance Program	City Wide			✓			✓			✓		✓

Project Rationale

Video surveillance has been present at many municipal facilities for a number of years. The intent of this capital request is to formulate a working group to provide input on video surveillance policies (as it pertains to subject legislation) as well as the effective use and deployment of video surveillance systems across the City. The particular locations for implementation are yet to be determined. Currently video surveillance is conducted on or around City facilities, however there are opportunities to partner with other agencies to promote and improve community safety by implementing video surveillance in other areas of opportunity throughout the City.

Project Funding Source	
Levy	75,000
Rate	
Grant	
Reserves	
Other	
Total	75,000

Operating On-Going Impact (+/-)	
Levy	
Rate	
Other	
Total	-

Are there 'Greener' options available that:	
Are more energy efficient?	Yes - see attached
Utilize renewable materials?	N/A
Are less emissions intense?	N/A
Better manage stormwater?	N/A

Project Timelines	
2022	✓
2023	✓
2024	✓
2025	

Other Project Resourcing / Impact and Cooperation	
Departments Involved	Corporate Services
Departments Impacted	All Departments

Description of 'Greener' options:

Many technology manufacturers are producing equipment in eco-efficient facilities. Additionally, the technology equipment often attains the Energy STAR rating for energy efficiency.

Capital Request D.1

		Community Pillars			Corporate Pillars			Rationale				
		1	2	3	1	2	3	1	2	3	4	5
Item	Location											
Cemetery Land Acquisition	Cemetery			✓	✓				✓		✓	

Project Rationale

Currently there is \$130,000 in reserves specifically for cemetery land acquisition. Staff are recommending that \$75,000 be included in the 2023 Capital Budget to add to the existing reserve to assist with future land acquisition to support cemetery expansion.

Project Funding Source	
Levy	
Rate	
Grant	
Reserves	
Other (prior year over/short)	90,000
Total	90,000

Operating On-Going Impact (+/-)	
Levy	
Rate	
Other	
Total	-

Are there 'Greener' options available that:	
Are more energy efficient?	N/A
Utilize renewable materials?	No
Are less emissions intense?	Yes - see attached
Better manage stormwater?	No

Project Timelines	
2022	✓
2023	✓
2024	
2025	

Other Project Resourcing / Impact and Cooperation	
Departments Involved	CAO - Economic Development & Tourism Services, Public Works
Departments Impacted	CAO - Economic Development & Tourism Services, Public Works

Description of 'Greener' options:

Creating addition park land.

Capital Request E.1

Item	Location	Community Pillars			Corporate Pillars			Rationale					
		1	2	3	1	2	3	1	2	3	4	5	
Playground Replacement - Victoria	Victoria Playground	✓		✓								✓	

Project Rationale

This is a request to replace the Victoria Playground. The existing structures have been inspected and replacement is being recommended based on the equipment's condition and life expectancy.

Project Funding Source	
Levy	50,400
Rate	
Grant	201,600
Reserves	
Other	
Total	252,000

Operating On-Going Impact (+/-)	
Levy	-
Rate	-
Other	-
Total	-

Are there 'Greener' options available that:	
Are more energy efficient?	N/A
Utilize renewable materials?	N/A
Are less emissions intense?	N/A
Better manage stormwater?	N/A

Project Timelines	
2022	
2023	✓
2024	
2025	

Other Project Resourcing / Impact and Cooperation	
Departments Involved	Public Works
Departments Impacted	Public Works

Description of 'Greener' options:

Capital Request E.2

Item	Location	Community Pillars			Corporate Pillars			Rationale					
		1	2	3	1	2	3	1	2	3	4	5	
Sign Renewal	City Wide	✓	✓	✓					✓				✓

Project Rationale

In January 2020, Council approved a new City logo and associated branding. Elements of the City’s branding, which include its vision, mission, and values, were still pending the completion of the City’s Strategic Plan, which was approved by Council in early 2021. Through the 2022 capital budget process, Council approved capital budget funding for a three-year phased approach to replace signage across the City. The City’s three year signage strategy was presented to council (and approved) on June 28, 2022, through report 2022-141.

Project Funding Source	
Levy	50,000
Rate	
Grant	
Reserves	
Other	
Total	50,000

Operating On-Going Impact (+/-)	
Levy	
Rate	
Other	
Total	-

Are there 'Greener' options available that:	
Are more energy efficient?	N/A
Utilize renewable materials?	N/A
Are less emissions intense?	N/A
Better manage stormwater?	N/A

Project Timelines	
2022	
2023	
2024	
2025	

Other Project Resourcing / Impact and Cooperation	
Departments Involved	Communications
Departments Impacted	City Wide

Description of 'Greener' options:

Capital Request E.3

Item	Location	Community Pillars			Corporate Pillars			Rationale					
		1	2	3	1	2	3	1	2	3	4	5	
Permanent stadium lightin	H.H. Knoll Park		✓	✓	✓								

Project Rationale

Each year the City of Port Colborne spends \$40,000 to an outside vendor to supply power and lighting at H.H. Knoll Park for the Annual Canal Days Marine Meritage Festival. The cost to rent lighting is \$3,000.00 out of the annual \$40,000.00 expense. By installing permanent stadium lighting this will eliminate annual rental costs of lighting from the past. In addition, this capital project will enhance the concert and event experience.

Project Funding Source	
Levy	
Rate	
Grant	100,000
Reserves (Canal Days)	40,000
Other	
Total	140,000

Operating On-Going Impact (+/-)	
Levy	- 4,000
Rate	
Other	
Total	- 4,000

Are there 'Greener' options available that:	
Are more energy efficient?	N/A
Utilize renewable materials?	N/A
Are less emissions intense?	N/A
Better manage stormwater?	N/A

Project Timelines	
2022	
2023	✓
2024	
2025	

Other Project Resourcing / Impact and Cooperation	
Departments Involved	Public Works and Corporate Services
Departments Impacted	Public Works and Corporate Services

Description of 'Greener' options:

Capital Request F.1

Item	Location	Community Pillars			Corporate Pillars			Rationale				
		1	2	3	1	2	3	1	2	3	4	5
Updated Official Plan, Growth Management Study and Development Charge Study		✓	✓	✓	✓		✓		✓		✓	✓
Project Rationale												

The Niagara Region is in the process of updating the Regions Official Plan. The City of Port Colborne must complete our Official Plan update within one (1) year per legislation. This is the time to also complete a Growth Management Study and a Development Charge Study. If Bill 39, Better Municipal Governance Act, were to change this timeline, Staff still recommend the Official Plan be updated given it is 10 years old and the two recommended studies occur given the recent change in growth prospects for the City.

Project Funding Source	
Levy	
Rate	
Grant	
Reserves	
Other (prior year over/short)	250,000
Total	250,000

Operating On-Going Impact (+/-)	
Levy	
Rate	
Other	
Total	-

Are there 'Greener' options available that:	
Are more energy efficient?	N/A
Utilize renewable materials?	N/A
Are less emissions intense?	N/A
Better manage stormwater?	N/A

Project Timelines	
2022	
2023	✓
2024	
2025	

Other Project Resourcing / Impact and Cooperation	
Departments Involved	Planning and Development
Departments Impacted	Planning and Development

Description of 'Greener' options:

Capital Request F.2

		Community Pillars			Corporate Pillars			Rationale					
		1	2	3	1	2	3	1	2	3	4	5	
Item	Location												
Infrastructure Needs Study - Non-Core Assets	City Wide			✓	✓								✓

Project Rationale

In accordance with the Asset Management Regulation, begin to document, review and collect all and any non-core asset infrastructure to be incorporated into the Asset Management Plan due to the Province in 2024.

Project Funding Source	
Levy	-
Rate	
Grant	240,000
Reserves	
Other (prior year over/short)	60,000
Total	300,000

Operating On-Going Impact (+/-)	
Levy	
Rate	
Other	
Total	-

Are there 'Greener' options available that:	
Are more energy efficient?	No
Utilize renewable materials?	No
Are less emissions intense?	No
Better manage stormwater?	No

Project Timelines	
2022	
2023	Design
2024	Project Report
2025	

Other Project Resourcing / Impact and Cooperation	
Departments Involved	Roads, Finance
Departments Impacted	Roads, Engineering

Description of 'Greener' options:

Capital Request F.3

Item	Location	Community Pillars			Corporate Pillars			Rationale					
		1	2	3	1	2	3	1	2	3	4	5	
Council Composition, Remuneration and Ward Boundary Review	City Wide						✓						✓

Project Rationale

As a result of Review of Council Composition, Remuneration, and Ward Boundaries, Report # 2021-274 considered by Council at the October 25, 2021 Council meeting the following motion was passed (report attached):

Moved by Councillor A. Desmarais
 Seconded by Councillor G. Bruno

That Corporate Services Department Report 2021-274 be received; and

That the City Clerk be directed to include a proposal for a comprehensive review of council composition and ward boundaries in the 2023 budget. Approximate Consultant costs for this review is \$

Project Funding Source	
Levy	
Rate	
Grant	
Reserves	
Other (prior year over/short)	50,000
Total	50,000

Operating On-Going Impact (+/-)	
Levy	
Rate	
Other	
Total	-

Are there 'Greener' options available that:	
Are more energy efficient?	N/A
Utilize renewable materials?	N/A
Are less emissions intense?	N/A
Better manage stormwater?	N/A

Project Timelines	
2022	
2023	RFP Issued and Recommendation Report to Council
2024	
2025	

Other Project Resourcing / Impact and Cooperation	
Departments Involved	Clerks
Departments Impacted	Clerks and Council

Description of 'Greener' options:

Capital Request G.1

Item	Location	Community Pillars			Corporate Pillars			Rationale				
		1	2	3	1	2	3	1	2	3	4	5
Culvert Design	City Wide	✓		✓				✓		✓	✓	

Project Rationale

In accordance with the Ontario Structure Inspection Manual (OSIM), the City is required to complete bi-annual bridge and culvert inspections. The most recent inspection identified several structures that require maintenance and rehabilitation to be completed within the next five years. The purpose of this project is to secure qualified engineering services to complete the necessary design work in order to effectively manage and maintain structures identified in the report.

Project Funding Source	
Levy	50,000
Rate	
Grant	
Reserves	
Other	
Total	50,000

Operating On-Going Impact (+/-)	
Levy	
Rate	
Other	
Total	-

Are there 'Greener' options available that:	
Are more energy efficient?	N/A
Utilize renewable materials?	N/A
Are less emissions intense?	N/A
Better manage stormwater?	N/A

Project Timelines	
2022	
2023	✓
2024	
2025	

Other Project Resourcing / Impact and Cooperation	
Departments Involved	Public Works
Departments Impacted	Public Works

Description of 'Greener' options:

Capital Request G.2

Item	Location	Community Pillars			Corporate Pillars			Rationale				
		1	2	3	1	2	3	1	2	3	4	5
Firelane Design	City Wide	✓	✓	✓				✓		✓		
Project Rationale												

In 2021, funding was approved to complete the survey work of City owned Firelanes. The purpose of this project is to complete the roadway design work for the firelanes.

Project Funding Source	
Levy	20,000
Rate	
Grant	
Reserves	
Other	
Total	20,000

Operating On-Going Impact (+/-)	
Levy	
Rate	
Other	
Total	-

Are there 'Greener' options available that:	
Are more energy efficient?	N/A
Utilize renewable materials?	N/A
Are less emissions intense?	N/A
Better manage stormwater?	N/A

Project Timelines	
2022	
2023	✓
2024	
2025	

Other Project Resourcing / Impact and Cooperation	
Departments Involved	Public Works
Departments Impacted	Public Works

Description of 'Greener' options:

Capital Request G.3

Item	Location	Community Pillars			Corporate Pillars			Rationale					
		1	2	3	1	2	3	1	2	3	4	5	
Road End Gate Access - Pleasant Beach and Wyldewood Road	Pleasant Beach and Wyldewood Road			✓	✓								✓
Project Rationale													

Redesign the Road ends at Wyldewood Road and Pleasant Beach in order to resolve ongoing parking disputes. The design will create features that will physically prohibit people from parking in non-designated areas.

A preliminary design has been created, however staff will consult with the public on the design before construction commences.

Project Funding Source	
Levy	30,000
Rate	
Grant	
Reserves	
Other	
Total	30,000

Operating On-Going Impact (+/-)	
Levy	
Rate	
Other	
Total	-

Are there 'Greener' options available that:	
Are more energy efficient?	No
Utilize renewable materials?	No
Are less emissions intense?	No
Better manage stormwater?	No

Project Timelines	
2022	
2023	Design and Build
2024	
2025	

Other Project Resourcing / Impact and Cooperation	
Departments Involved	Roads
Departments Impacted	Roads

Description of 'Greener' options:

Capital Request G.4

Item	Location	Community Pillars			Corporate Pillars			Rationale					
		1	2	3	1	2	3	1	2	3	4	5	
Annual Sidewalk	City Wide			✓	✓						✓		
Project Rationale													

Annual sidewalk construction contract to replace deteriorated sidewalk panels and curbs. Panels that are not able to be fixed through other methods such as grinding/jacking must be replaced in order to maintain a safe pathway for residents to walk on.

Project Funding Source	
Levy	60,000
Rate	
Grant (Gas Tax)	240,000
Reserves	
Other	
Total	300,000

Operating On-Going Impact (+/-)	
Levy	
Rate	
Other	
Total	-

Are there 'Greener' options available that:	
Are more energy efficient?	No
Utilize renewable materials?	No
Are less emissions intense?	No
Better manage stormwater?	No

Project Timelines	
2022	
2023	✓
2024	
2025	

Other Project Resourcing / Impact and Cooperation	
Departments Involved	Operations (Parks, Roads, and Water Wastewater)
Departments Impacted	

Description of 'Greener' options:

Capital Request G.5

Item	Location	Community Pillars			Corporate Pillars			Rationale					
		1	2	3	1	2	3	1	2	3	4	5	
Annual Road (Base and Surface)	City Wide			✓	✓			✓					

Project Rationale

Annual Road resurfacing contract, involving milling and paving, overlays, surface treatment, and potential new methods of paving for City Roads. Project funds may be broken up into different tenders depending on the method of construction required.

Project Funding Source	
Levy	96,351
Rate	
Grant	1,190,049
Reserves	
Other	
Total	1,286,400

Operating On-Going Impact (+/-)	
Levy	
Rate	
Other	
Total	-

Are there 'Greener' options available that:	
Are more energy efficient?	Yes - see attached
Utilize renewable materials?	Yes - see attached
Are less emissions intense?	Yes - see attached
Better manage stormwater?	No

Project Timelines	
2022	
2023	✓
2024	
2025	

Other Project Resourcing / Impact and Cooperation	
Departments Involved	
Departments Impacted	

Description of 'Greener' options:

Greener options include to process of alternate paving methods such as RAP (recycled asphalt paving) and CIR (Cold-in-Place Recycling) to reuse existing asphalt millings (RAP) or the road base itself (CIR) to repave a road, as opposed to virgin stone and additives. Roads must be assessed on a case by case basis to determine if these alternatives are viable

Capital Request G.6

Item	Location	Community Pillars			Corporate Pillars			Rationale					
		1	2	3	1	2	3	1	2	3	4	5	
Snider Road Pull Off Box Culvert	Snider Street			✓	✓							✓	
Project Rationale													

Council has requested a designated pull off area be made for the residents of Snider Street (off of Forkes) as the road is too narrow for two cars to pass.

Project Funding Source	
Levy	40,000
Rate	
Grant	
Reserves	
Other	
Total	40,000

Operating On-Going Impact (+/-)	
Levy	
Rate	
Other	
Total	-

Are there 'Greener' options available that:	
Are more energy efficient?	No
Utilize renewable materials?	No
Are less emissions intense?	No
Better manage stormwater?	No

Project Timelines	
2022	
2023	✓
2024	
2025	

Other Project Resourcing / Impact and Cooperation	
Departments Involved	Roads
Departments Impacted	Roads

Description of 'Greener' options:

Capital Request G.7

Item	Location	Community Pillars			Corporate Pillars			Rationale					
		1	2	3	1	2	3	1	2	3	4	5	
Catharine Street Rail Rehabilitation	Catharine St. at Park St.		✓	✓				✓					

Project Rationale

GIO Rail is planning a capital replacement of the rail crossing on Catherine Street near Park Street in 2023. The City is obligated to fund a portion of the work based on an existing contract with GIO Rail.

Project Funding Source	
Levy	45,000
Rate	
Grant	
Reserves	
Other	
Total	45,000

Operating On-Going Impact (+/-)	
Levy	-
Rate	-
Other	-
Total	-

Are there 'Greener' options available that:	
Are more energy efficient?	N/A
Utilize renewable materials?	N/A
Are less emissions intense?	N/A
Better manage stormwater?	N/A

Project Timelines	
2022	
2023	✓
2024	
2025	

Other Project Resourcing / Impact and Cooperation	
Departments Involved	Public Works
Departments Impacted	Public Works

Description of 'Greener' options:

Capital Request H.1

Item	Location	Community Pillars			Corporate Pillars			Rationale				
		1	2	3	1	2	3	1	2	3	4	5
Stormwater Outlet Backflow Control	City Wide	✓		✓			✓	✓	✓	✓	✓	✓

Project Rationale

The City currently has over 20 stormwater discharge points to the Welland Canal and Lake Erie. Many of these outlets have either substandard or no backflow control. Rising lake levels, southwest winds, or seiche events have resulted in backflow into the City’s storm sewer system, ingress of solids and debris and localized flooding. Homeowners report being denied insurance due to repeated flooding claims.

These discharge outlets will be inspected in 2022/early 2023. The inspection program will analyze each of the outlets and will provide a cleaning and remedial action plan. The program will also determine and recommend the best backflow protection available, based on the unique characteristics of each outlet, to protect each area from localized flooding.

The recommendations from the inspection program will be implemented through this backflow control project. The cost of completing all necessary outlet retrofits will be based on the size of each outlet and complexity of installation. The budget requested here will allow the outlet retrofits to be tendered in volume to provide economies of scale.

Project Funding Source	
Levy	
Rate (Stormwater)	300,000
Grant	
Reserves	
Other	
Total	300,000

Operating On-Going Impact (+/-)	
Levy	
Rate	
Other	
Total	-

Are there 'Greener' options available that:	
Are more energy efficient?	No
Utilize renewable materials?	No
Are less emissions intense?	No
Better manage stormwater?	No

Project Timelines	
2022	
2023	✓
2024	
2025	

Other Project Resourcing / Impact and Cooperation	
Departments Involved	Public Works
Departments Impacted	Public Works

Description of 'Greener' options:

Capital Request H.2

Item	Location	Community Pillars			Corporate Pillars			Rationale				
		1	2	3	1	2	3	1	2	3	4	5
Stormwater Inventory, Cleaning and Condition Assessment	City Wide	✓	✓	✓			✓	✓	✓	✓	✓	

Project Rationale

In conducting the City’s Infrastructure Needs Study, the consultant determined that the City has an incomplete inventory of the stormwater system which is problematic from infrastructure planning, maintenance planning and capacity management perspectives. This is further compounded by the fact that the City has no condition information for the stormwater drainage network. To further complicate matters, the existing network is a mix of engineered and non-engineered systems however these cannot be reasonably identified given the lack of information available.

This project would provide the City with a complete inventory and condition assessment of the current storm sewer system to allow for the effective planning of improvements whilst allowing for the diagnosis of localized and systemic flooding problems. Optimization of the stormwater collection system would have a corresponding benefit in reducing flows to the wastewater collection system.

Additionally, a complete understanding of the stormwater collection system will assist in planning for future development growth and assist the City in meeting the regulatory requirement to consider capacity when approving replacement and new stormwater infrastructure.

Project Funding Source	
Levy	
Rate (Stormwater)	500,000
Grant	
Reserves	
Other	
Total	500,000

Operating On-Going Impact (+/-)	
Levy	
Rate	
Other	
Total	-

Are there 'Greener' options available that:	
Are more energy efficient?	No
Utilize renewable materials?	No
Are less emissions intense?	No
Better manage stormwater?	No

Project Timelines	
2022	
2023	✓
2024	
2025	

Other Project Resourcing / Impact and Cooperation	
Departments Involved	Public Works
Departments Impacted	Public Works

Capital Request H.3

		Community Pillars			Corporate Pillars			Rationale					
		1	2	3	1	2	3	1	2	3	4	5	
Item	Location												
Coastal Engineering Services	Eagle Marsh Outlet, Steele St Storm Outlet, Rosemount Storm Outlet	✓	✓	✓			✓	✓	✓	✓	✓		
Project Rationale													

The Eagle Marsh Drain outlet, Steele Street stormwater outlet and Rosemount stormwater outlet are heavily impacted by the lake currents and wave action that fills the respectively outlets in with sand and debris, causing operational issues for these outlets – as the water cannot free-flow to the lake. These issues can cause flooding and require intensive operational interventions to ensure they remain free flowing.

Additionally, residents adjacent to the Eagle Marsh Drain outlet complain of ponding water, mosquitos and odour issues from the water that ends up trapped behind the sand that is cleared from the outlet.

This project will engage the services of a consultant specializing in coastal engineering to study the issue at these outlets and provide engineering solutions to reduce the impacts.

Project Funding Source	
Levy	
Rate (Stormwater)	50,000
Grant	
Reserves	
Other	
Total	50,000

Operating On-Going Impact (+/-)	
Levy	
Rate	
Other	
Total	-

Are there 'Greener' options available that:	
Are more energy efficient?	No
Utilize renewable materials?	No
Are less emissions intense?	No
Better manage stormwater?	No

Project Timelines	
2022	
2023	✓
2024	
2025	

Other Project Resourcing / Impact and Cooperation	
Departments Involved	Public Works
Departments Impacted	Public Works

Description of 'Greener' options:

Capital Request I.1

Item	Location	Community Pillars			Corporate Pillars			Rationale				
		1	2	3	1	2	3	1	2	3	4	5
Sanitary Sewer Lining	City Wide			✓				✓	✓			

Project Rationale

The City’s battle against inflow and infiltration (I&I) continues. This capital project will utilize cured in place pipe (CIPP) lining technology to remediate approximately 700m of sanitary sewer pipe in areas of the collection system that are experiencing surcharging and/or basement flooding, such as the Clarke, Omer, or Arena sewage pumping station sewersheds. This will help reduce I&I in vulnerable areas of the collection system and help reduce the potential for property damage occurring.

CIPP lining is a fabric sock that is impregnated in resin that creates a seamless pipe that cures in place. Relining a sewer with CIPP is not a temporary repair, it extends the life of the asset by 50 years.

CIPP lining is more cost effective and less disruptive than replacement, as it eliminates the need to dig up the street, thus permitting the remediation of more linear metres of pipe at a reduced cost in a shorter timeframe. It is also a greener option, as pipe lining can be completed within days rather than weeks, so there is less equipment required for a shorter time period, which means less GHG emissions.

Staff will apply through the Region of Niagara’s Wet Weather Management, CSO Control Program for funding to help offset this capital budget request (up to 30%, or \$150,000); however, staff are requesting the full budget so that we may proceed with CIPP lining even if the project does not receive Regional funding.

Project Funding Source	
Levy	
Rate (Wastewater)	500,000
Grant	
Reserves	
Other	
Total	500,000

Operating On-Going Impact (+/-)	
Levy	
Rate	
Other	
Total	-

Are there 'Greener' options available that:	
Are more energy efficient?	No
Utilize renewable materials?	No
Are less emissions intense?	No
Better manage stormwater?	No

Project Timelines	
2022	
2023	✓
2024	
2025	

Other Project Resourcing / Impact and Cooperation	
Departments Involved	Public Works

Departments Impacted

Public Works

Description of 'Greener' options:

The proposed sewer lining project is the "greener" alternative to full pipe replacement, as it is less emissions intense.

Capital Request I.2

		Community Pillars			Corporate Pillars			Rationale					
		1	2	3	1	2	3	1	2	3	4	5	
Item	Location												
Scholfield Avenue Pumping Station Safety Upgrades	Scholfield Ave Pumping Station			✓				✓		✓			
Project Rationale													

Purchase and installation of a pump rail system to facilitate the safe removal and installation of the pump at the Scholfield Avenue Pumping Station. Currently in order to perform the yearly maintenance on the pump a worker must hang over the side of the large manhole to unhook chains and power supply to to pump in order to remove it using the backhoe as a lifting device. This is a safety concern and a rail system would eliminate the need for a worker to hang half their body over the side of the large manhole.

Project Funding Source	
Levy	
Rate (Wastewater)	40,000
Grant	
Reserves	
Other	
Total	40,000

Operating On-Going Impact (+/-)	
Levy	
Rate	
Other	
Total	-

Are there 'Greener' options available that:	
Are more energy efficient?	No
Utilize renewable materials?	No
Are less emissions intense?	No
Better manage stormwater?	No

Project Timelines	
2022	
2023	✓
2024	
2025	

Other Project Resourcing / Impact and Cooperation	
Departments Involved	Public Works
Departments Impacted	Public Works

Description of 'Greener' options:

Capital Request I.3

		Community Pillars			Corporate Pillars			Rationale					
		1	2	3	1	2	3	1	2	3	4	5	
Item	Location												
Omer Sanitary Pipe Capacity Investigation From Fielden to Omer SPS	Omer Area Sewershed			✓	✓				✓				
Project Rationale													

Homes on Bartok Crescent have experienced several sewage back ups over the years during high rainfall events. The sanitary sewers on Bartok connect to the sewers on Elm Street and run south on Elm to Omer Avenue which eventually empties into the Region’s Omer Sewage Pumping Station (SPS). This station has a history of not being able to handle increased flows during high rainfall events, and while there are several other streets and homes closer to the SPS than Bartok Crescent, only the homes on Bartok are affected during high rainfall events.

A functional investigation of this area of the Omer sewershed is required to understand what can be done to reduce and hopefully eliminate the sewer back ups from occurring. With the build out of the Meadow Heights subdivision (approved in the 1980’s), and the additional sewage flows from multiple proposed subdivisions within the Omer sewershed to the sewer on Elm Street, it is critical that the City have a fulsome understanding of why these sewer back ups occur, and how they can be addressed. Further build out in this area without this information, coupled with the increase in high rainfall events that the City is now seeing due to climate change, will likely increase the frequency and severity of sewer back ups as well as increase the number of affected properties.

It is anticipated that this functional investigation, which may include reviewing information such as CCTV inspections, flow monitoring, INS results, rainfall events, back up events, pipe material and geometry etc. will produce a comprehensive evaluation of this specific area of the sewershed. If that evaluation determines there is an engineering solution, a design proposal will be provided for upgrades to reduce or eliminate the potential for sewage back ups occurring and provide capacity for future growth in this area, and that will be put forward for future budget consideration. Niagara Region staff will be involved in this project to ensure that the Regions SPS is also considered as part of the evaluation. Staff will apply for Regional Wet Weather funding to offset the cost of this project.

Project Funding Source	
Levy	
Rate	150,000
Grant	
Reserves	
Other	
Total	150,000

Operating On-Going Impact (+/-)	
Levy	
Rate	
Other	
Total	-

Are there 'Greener' options available that:	
Are more energy efficient?	No
Utilize renewable materials?	No
Are less emissions intense?	No
Better manage stormwater?	No

Project Timelines	
2022	
2023	✓
2024	✓
2025	

Other Project Resourcing / Impact and Cooperation	
Departments Involved	Public Works
Departments Impacted	Public Works

Description of 'Greener' options:

Capital Request J.1

Item	Location	Community Pillars			Corporate Pillars			Rationale				
		1	2	3	1	2	3	1	2	3	4	5
Hydrant Painting	City Wide			✓				✓		✓		

Project Rationale

The City's 650 hydrants are getting older and the current paint coatings are deteriorating. Repainting is required to prolong the life and functionality of the hydrants. This would involve sandblasting and applying epoxy paint to prevent further deterioration of the hydrants in the city. This will extend the life of the hydrant as well as giving them a new fresh look.

In addition to extending the life of the hydrants, the colour on the top of the hydrants indicates flow volumes and helps Fire personnel know what lines and how many can be deployed.

Hydrants that have been painted and/or installed recently will not be included in this project.

Project Funding Source	
Levy	
Rate (Water)	55,000
Grant	
Reserves	
Other	
Total	55,000

Operating On-Going Impact (+/-)	
Levy	
Rate	
Other	
Total	-

Are there 'Greener' options available that:	
Are more energy efficient?	No
Utilize renewable materials?	No
Are less emissions intense?	No
Better manage stormwater?	No

Project Timelines	
2022	
2023	✓
2024	
2025	

Other Project Resourcing / Impact and Cooperation	
Departments Involved	Public Works
Departments Impacted	Public Works

Description of 'Greener' options:

Capital Request J.2

Item	Location	Community Pillars			Corporate Pillars			Rationale					
		1	2	3	1	2	3	1	2	3	4	5	
Watermain replacement and looping (2 of 5)	Davis St, West St, Homewood Ave, Berkley Ave			✓				✓		✓			
Project Rationale													

This watermain replacement and looping project was approved in the 2022 Capital and Related Projects Budget. This funding request represents year 2 of the funding needed to complete this project. In total, 5 years of funding at \$266,700 per year are required to fund this project.

Project Funding Source	
Levy	
Rate (Water)	266,700
Grant	
Reserves	
Other	
Total	266,700

Operating On-Going Impact (+/-)	
Levy	
Rate	
Other	
Total	-

Are there 'Greener' options available that:	
Are more energy efficient?	No
Utilize renewable materials?	No
Are less emissions intense?	No
Better manage stormwater?	No

Project Timelines	
2022	
2023	✓
2024	
2025	

Other Project Resourcing / Impact and Cooperation	
Departments Involved	Public Works
Departments Impacted	Public Works

Description of 'Greener' options:

Capital Request K.1

Item	Location	Community Pillars			Corporate Pillars			Rationale				
		1	2	3	1	2	3	1	2	3	4	5
Library Annual Allocation	Library	✓	✓	✓	✓		✓		✓	✓	✓	

Project Rationale

Annual allocation funds projects approved by the Library Board to upgrade accessibility, upgrade technology, building infrastructure conservation, enhance the user experience at the library. All projects contribute to the library’s goal of being a destination providing a secure, accessible and welcoming environment where people of all ages feel free to browse, study and meet others.

Project Funding Source	
Levy	45,000
Rate	
Grant	
Reserves (Library)	- 45,000
Other	
Total	-

Operating On-Going Impact (+/-)	
Levy	
Rate	
Other	
Total	-

Are there 'Greener' options available that:	
Are more energy efficient?	N/A
Utilize renewable materials?	N/A
Are less emissions intense?	N/A
Better manage stormwater?	N/A

Project Timelines	
2022	
2023	✓
2024	
2025	

Other Project Resourcing / Impact and Cooperation	
Departments Involved	Library, Public Works
Departments Impacted	Library, Public Works

Description of 'Greener' options:

Capital Request K.2

Item	Location	Community Pillars			Corporate Pillars			Rationale				
		1	2	3	1	2	3	1	2	3	4	5
Library Elevator Modernization	Library			✓	✓			✓		✓		

Project Rationale

Elevator modernization at 2-storey unit for maintenance and safety reasons.

Elevator has been problematic and is due for upgrade. Increased repairs and maintenance as well it occasionally 'gets stuck' with people inside.

Project Funding Source	
Levy	115,000
Rate	
Grant	
Reserves	
Other	
Total	115,000

Operating On-Going Impact (+/-)	
Levy	
Rate	
Other	
Total	-

Are there 'Greener' options available that:	
Are more energy efficient?	Yes - see attached
Utilize renewable materials?	N/A
Are less emissions intense?	Yes - see attached
Better manage stormwater?	No

Project Timelines	
2022	
2023	✓
2024	
2025	

Other Project Resourcing / Impact and Cooperation	
Departments Involved	Library, Pubilc Works
Departments Impacted	Library, Pubilc Works

Description of 'Greener' options:
 New modern units are more energy efficient and will reduce electricity usage in the future.

Capital Request K.3

Item	Location	Community Pillars			Corporate Pillars			Rationale				
		1	2	3	1	2	3	1	2	3	4	5
Library Flat Roof Repairs				✓	✓			✓		✓		

Project Rationale

Replace failing and leaking EPDM rubber flat roof with thermo polyolefin (TPO) solution.

Roof is in need or remediation on the south flat roof as interior leaks and internal building damage is starting to occur.

Project Funding Source	
Levy	
Rate	
Grant	
Reserves (Library)	65,000
Other	
Total	65,000

Operating On-Going Impact (+/-)	
Levy	
Rate	
Other	
Total	-

Are there 'Greener' options available that:	
Are more energy efficient?	Yes - see attached
Utilize renewable materials?	Yes - see attached
Are less emissions intense?	N/A
Better manage stormwater?	No

Project Timelines	
2022	
2023	✓
2024	
2025	

Other Project Resourcing / Impact and Cooperation	
Departments Involved	Library, Pubilc Works
Departments Impacted	Library, Pubilc Works

Description of 'Greener' options:
 TPO is a more modern option using synthetic materials rather than natural rubber and tar options. TPO is also more reflective and energy efficient, as well as being lower maintenance.

Capital Request K.4

Item	Location	Community Pillars			Corporate Pillars			Rationale					
		1	2	3	1	2	3	1	2	3	4	5	
Library Backflow and water closet upgrades	Library	✓		✓	✓			✓				✓	

Project Rationale

There is no existing backflow prevention in place at this building. Water closet fixtures are old and problematic and have been outlined for replacement the Building Condition Assessment.

Project Funding Source	
Levy	
Rate	
Grant	
Reserves (Library)	19,500
Other	
Total	19,500

Operating On-Going Impact (+/-)	
Levy	
Rate	
Other	
Total	-

Are there 'Greener' options available that:	
Are more energy efficient?	Yes - see attached
Utilize renewable materials?	N/A
Are less emissions intense?	N/A
Better manage stormwater?	No

Project Timelines	
2022	
2023	✓
2024	
2025	

Other Project Resourcing / Impact and Cooperation	
Departments Involved	Library, Public Works
Departments Impacted	Library, Public Works

Description of 'Greener' options:
 New fixtures are more water efficient, producing less wastewater requiring Regional treatment. Backflow prevention for more compliant system.

Capital Request L.1

		Community Pillars			Corporate Pillars			Rationale					
		1	2	3	1	2	3	1	2	3	4	5	
Item	Location												
Carriage House Restoration	Museum		✓	✓	✓		✓	✓	✓			✓	

Project Rationale

The building and property committee of the board of management will purchase wood to repair the bottom section of the lower board and batten 1870 Carriage House that is original to the site. The cost is for the supplies, and the work will be done by the volunteer work crew.

Project Funding Source	
Levy	
Rate	
Grant	
Reserves	
Other	5,000
Total	5,000

Operating On-Going Impact (+/-)	
Levy	
Rate	
Other	
Total	-

Are there 'Greener' options available that:	
Are more energy efficient?	No
Utilize renewable materials?	Yes - see attached
Are less emissions intense?	No
Better manage stormwater?	No

Project Timelines	
2022	
2023	✓
2024	
2025	

Other Project Resourcing / Impact and Cooperation	
Departments Involved	Museum
Departments Impacted	Museum

Description of 'Greener' options:
 Reclaimed barn board will be used where possible.

Capital Request L.2

		Community Pillars			Corporate Pillars			Rationale					
		1	2	3	1	2	3	1	2	3	4	5	
Item	Location												
Exhibit Cases	Museum		✓	✓	✓				✓	✓	✓		

Project Rationale

Purchase of environmental controlled cases to replace the cases that were received from the Royal Ontario Museum in 1975. Modern cases will improve the safety for staff when installing exhibits, as well as adhere to preventative conservation standards set by the museum board's collections management policy.

Project Funding Source	
Levy	15,000
Rate	
Grant	
Reserves	
Other	
Total	15,000

Operating On-Going Impact (+/-)	
Levy	
Rate	
Other	
Total	-

Are there 'Greener' options available that:	
Are more energy efficient?	N/A
Utilize renewable materials?	No
Are less emissions intense?	N/A
Better manage stormwater?	No

Project Timelines	
2022	
2023	✓
2024	
2025	

Other Project Resourcing / Impact and Cooperation	
Departments Involved	Museum
Departments Impacted	Museum

Description of 'Greener' options:

Capital Request L.3

		Community Pillars			Corporate Pillars			Rationale					
		1	2	3	1	2	3	1	2	3	4	5	
Museum HRC Decking and Walkway Replacement	Museum	✓		✓	✓			✓				✓	

Project Rationale

The walkway/deck around the Museum HRC building has deteriorated and is unsafe - it is at the end of its repairable life. This project will place the existing wood structure with a concrete option more consistent with other existing, while providing more longevity and better water control vs. wood.

Project Funding Source	
Levy	31,000
Rate	
Grant	
Reserves	
Other	
Total	31,000

Operating On-Going Impact (+/-)	
Levy	
Rate	
Other	
Total	-

Are there 'Greener' options available that:	
Are more energy efficient?	N/A
Utilize renewable materials?	Yes - see attached
Are less emissions intense?	N/A
Better manage stormwater?	N/A

Project Timelines	
2022	
2023	✓
2024	
2025	

Other Project Resourcing / Impact and Cooperation	
Departments Involved	Museum, Public Works
Departments Impacted	Museum

Description of 'Greener' options:
 Concrete has a useable lifespan double of that of pressure treated wood and would also be the environmentally responsible option.

Capital Request L.4

Item	Location	Community Pillars			Corporate Pillars			Rationale				
		1	2	3	1	2	3	1	2	3	4	5
Williams' Home Repair and Painting	Museum		✓	✓	✓			✓				

Project Rationale

In order to conserve the main Museum building, the 1868 Williams' home needs original siding boards replaced, scrapped and painted.

Project Funding Source	
Levy	18,000
Rate	
Grant	
Reserves	
Other	
Total	18,000

Operating On-Going Impact (+/-)	
Levy	
Rate	
Other	
Total	-

Are there 'Greener' options available that:	
Are more energy efficient?	N/A
Utilize renewable materials?	N/A
Are less emissions intense?	No
Better manage stormwater?	No

Project Timelines	
2022	
2023	✓
2024	
2025	

Other Project Resourcing / Impact and Cooperation	
Departments Involved	Museum
Departments Impacted	Museum

Description of 'Greener' options:

Capital Request L.5

Item	Location	Community Pillars			Corporate Pillars			Rationale				
		1	2	3	1	2	3	1	2	3	4	5
Museum Stair and Walkway Replacement	Museum	✓		✓	✓			✓		✓	✓	

Project Rationale

In order to maintain emergency exit status and occupancy at Museum main building (Carter House), the removal and replacement of the deteriorated and non-compliant access ramp and walkway is required. Replacement will be with steps/landing and new concrete walkway.

Project Funding Source	
Levy	17,000
Rate	
Grant	
Reserves	
Other	
Total	17,000

Operating On-Going Impact (+/-)	
Levy	
Rate	
Other	
Total	-

Are there 'Greener' options available that:	
Are more energy efficient?	No
Utilize renewable materials?	Yes - see attached
Are less emissions intense?	No
Better manage stormwater?	No

Project Timelines	
2022	
2023	✓
2024	
2025	

Other Project Resourcing / Impact and Cooperation	
Departments Involved	Museum, Public Works
Departments Impacted	Museum, Public Works

Description of 'Greener' options:
 Concrete and aggregate is the most renewable and responsible option. Replacing wood and asphalt.

Capital Request M.1

		Community Pillars			Corporate Pillars			Rationale					
		1	2	3	1	2	3	1	2	3	4	5	
Item	Location												
Roselawn Interior	Roselawn		✓	✓		✓		✓		✓	✓		

Project Rationale

The City's historic Roselawn building is in need of restoration. Historic building restorations require specialized skills and conservation considerations. With the goal of ensuring a quality restoration and controlling costs, this project proposes to partner with the school of restoration to repair lath and plaster, study original wall treatments and painting, and repair and replace interior moulding and architectural features that are most in need of repairs. Consideration for lighting will also be part of this project.

Project Funding Source	
Levy	
Rate	
Grant	
Reserves (Roselawn)	20,000
Other	
Total	20,000

Operating On-Going Impact (+/-)	
Levy	
Rate	
Other	
Total	-

Are there 'Greener' options available that:	
Are more energy efficient?	N/A
Utilize renewable materials?	N/A
Are less emissions intense?	N/A
Better manage stormwater?	N/A

Project Timelines	
2022	
2023	✓
2024	
2025	

Other Project Resourcing / Impact and Cooperation	
Departments Involved	Museum
Departments Impacted	Museum

Description of 'Greener' options:

Capital Request M.2

Item	Location	Community Pillars			Corporate Pillars			Rationale					
		1	2	3	1	2	3	1	2	3	4	5	
Roselawn Flooring Replacement	Roselawn	✓	✓	✓	✓			✓				✓	

Project Rationale

The carpeting in the revenue generating areas of Roselawn (Presidents room, upper bar and main hallway) are damaged/worn and are needing to be replaced.

This project is to replace the carpets in these areas with a more durable option that is less prone to wear and cleaning/maintenance.

Project Funding Source	
Levy	
Rate	
Grant	
Reserves (Roselawn)	21,000
Other	
Total	21,000

Operating On-Going Impact (+/-)	
Levy	
Rate	
Other	
Total	-

Are there 'Greener' options available that:	
Are more energy efficient?	N/A
Utilize renewable materials?	N/A
Are less emissions intense?	N/A
Better manage stormwater?	No

Project Timelines	
2022	
2023	✓
2024	
2025	

Other Project Resourcing / Impact and Cooperation	
Departments Involved	Museum, Public Works
Departments Impacted	Museum, Public Works

Description of 'Greener' options:
 Products chosen will be environmentally responsible and low VOC.

Appendix C - 2022 and Prior Capital and Related Projects Forecast

Open Capital Projects List

Project Name	Project ID	Adjusted Budget	Project Spending To Date as of Nov 16 2022	Remaining Funding as at Nov 16 2022	Project Timeline
Corporate Leadership Team					
Active Transportation Masterplan	200-PW-L51	100,000	-	100,000	2023
E.8 Lockview Park Construction	22C-PW-B43	350,000	(12,624)	337,376	2023
A.13 Waterfront Centre	22C-PW-B13	1,145,500	(121,017)	1,024,483	2025
Subtotal for Corporate Leadership Team		1,595,500	(133,641)	1,461,859	
CAO's Office					
Industrial Land clearing	20C-ED-L48	60,000	(39,815)	20,185	2022
New Tourism Branding	200-ED-L50	10,000	-	10,000	2022
Affordable Housing Strategy	200-ED-L52	75,000	(50,717)	24,283	2022
Community Impro Plans Review	21C-ED-R47	125,000	(61,275)	63,725	2023
Site Remediation	21C-PW-B29	130,000	(1,516)	78,484	2023
D.1 Industrial Park Readiness	22C-ED-B35	195,000	(86,995)	108,005	2023
Subtotal for CAO's Office		595,000	(240,317)	304,683	
Corporate Services					
IT - Server Room Relocation	20C-CS-L55	98,000	(41,559)	56,441	2022
C.3 IT Evergreening	22C-CS-B30	190,000	(134,977)	55,023	2022
C.4 Video Surveillance Program	22C-CS-B31	75,000	(1,509)	73,491	2022
C.5 Wifi for Public Spaces	22C-CS-B32	17,965	(17,965)	-	2022
C.6 Lotus Migration & B Permit	22C-CS-B33	150,000	(80,854)	69,146	2022
C.7 Boardroom Tech Upgrade	22C-CS-B34	60,000	-	60,000	2022
Telecommunication System	22C-CS-R18	91,585	(326)	91,259	2023
HR Management & ITS Review	22C-CS-R21	76,320		76,320	2023
PW Permit Digitization	22C-PW-R20	25,440		25,440	2023
Fire Service Digitization	22C-FB-R19	91,585	(13,990)	77,595	2023
Subtotal for Corporate Services		875,895	(291,180)	584,715	
Community Safety					
B.10 Water Rescue Program	22C-FB-B23	30,000	-	30,000	2022
Subtotal for Community Safety		30,000	-	30,000	
Legislative Services					

Appendix C - 2022 and Prior Capital and Related Projects Budget Forecast

Project Name	Project ID	Adjusted Budget	Project Spending To Date as of Nov 16 2022	Remaining Funding as at Nov 16 2022	Project Timeline
B.4 Records Management	22C-LS-B17	110,000	-	110,000	2023
B.5 CH 2nd Floor Furniture	22C-LS-B18	35,000	-	35,000	2023
F.7 Development Charge Review	22C-LS-B50	50,000	-	50,000	2023
Subtotal for Legislative Services		195,000	-	195,000	
Library					
L.1 Window Seal Remediation	22C-LB-B74	24,000	-	24,000	2022
Library Fibre and Voice Svcs	22C-LB-R12	25,000	(17,882)	7,118	2022
Library Entrance Improvement	22C-LB-R13	20,000	-	20,000	2022
Library Auditorium Door	22C-LB-R14	5,000	-	5,000	2022
Library Sign Replacement	22C-LB-R15	10,000	(10,176)	(176)	2022
Library Generator	22C-LB-R16	10,000	-	10,000	2022
Subtotal for Library		94,000	(28,058)	65,942	
Museum					
Museum - Exhibit Cases	20C-MU-L59	5,000	(6,767)	(1,767)	2022
Archive Shelving/Art Rack	20C-MU-L63	25,000	(31,402)	(6,402)	2023
M.1 Paint Exterior Arabella's	22C-MU-B76	10,000	(16,282)	(6,282)	2022
M.2 Hochelaga Repair	22C-MU-B77	10,000	(3,000)	7,000	2022
N.1 Delta Y System Conversion	22C-MU-B78	65,000	-	65,000	2023
N.2 PA System Supplement	22C-MU-B79	21,500	(4,888)	16,612	2022
N.3 Theatre Entrance Roof	22C-MU-B80	36,000	(9,789)	80,211	2023
Subtotal for Museum		172,500	(72,128)	154,372	
Self-sustained Entities					
O.2 New Washroom & First Aid B	22C-BE-B82	570,000	(454,819)	115,181	2023
O.4 New Parkette Pad	22C-BE-B84	40,000	(5,280)	34,720	2022
Q.1 HVAC Roof Top Unit Replace	22C-MA-B86	24,500	-	24,500	2023
Q.5 Dredging Project Planning	22C-MA-B90	100,000	(17,320)	82,680	2023
Marina Capital Requirements				94,236	2023
Marina Facility Security/Card Reader				50,000	2023
P.1 Cemetery Land Acquisition	22C-CE-B85	210,330	-	210,330	2023
Subtotal for SSE		944,830	(477,419)	611,647	

Appendix C - 2022 and Prior Capital and Related Projects Budget Forecast

Project Name	Project ID	Adjusted Budget	Project Spending To Date as of Nov 16 2022	Remaining Funding as at Nov 16 2022	Project Timeline
Public Works					
HarbourMaster Building Repairs	20C-MA-L57	24,500	(820)	9,180	2022
Elm St & Elgin St Intersection	20C-PW-L16	50,000	-	35,000	2023
New solar lighting for Parks	20C-PW-L22	45,000	-	7,000	2022
Soccer Complex Sanitary Pump	20C-PW-L34	5,000	-	5,000	2022
PC Operations Centre Upgrades	20C-PW-L39	193,230	(35,293)	157,937	2023
Urban Forest Management Plan	200-PW-L45	85,000	(13,763)	71,237	2023
CIMCO System Gantry Crane	21C-PW-B12	18,000	-	18,000	2023
COPC Welcome Centre Upgrades	21C-PW-B13	14,500	(3,887)	10,613	2022
VHWC Air Removal Unit	21C-PW-B14	18,000	-	18,000	2023
Fire Station HVAC Upgrades	21C-PW-B16	18,000	-	18,000	2023
Flow Monitors - Wastewater	21C-PW-B19	100,000	-	100,000	2023
Infrastructure Needs Studies	21C-PW-B22	750,000	(461,088)	288,912	2022
Programmable Speed Zone Beacon	21C-PW-B25	12,000	-	12,000	2022
Tennessee Gate Inspec & Design	21C-PW-B30	30,000	(15,152)	14,848	2023
City Hall Elevator Repairs	21C-PW-R39	100,000	(19,889)	80,111	2023
Chippawa Road Construction	21C-PW-R40	50,000	-	50,000	2022
Erie St Wtmain Replacement Project	21C-PW-R48	2,078,216	(1,100,203)	978,013	2023
Project Management	21O-PW-R41	147,600	(5,384)	142,216	2023
A.12 CH AODA renovation	22C-PW-B12	231,000	-	231,000	2023
A.3 CH Fire Panel Replacement	22C-PW-B03	13,500	-	17,000	2023
A.7 VHWC Tile Replacement	22C-PW-B07	69,000	(13,631)	55,369	2023
A.8 VHWC Parking Lot LED Retro	22C-PW-B08	33,000	-	33,000	2023
B.11 Passenger Truck - Drains	22C-PW-B24	74,500	-	74,500	2023
B.3 Asphalt Hot Box	22C-PW-B16	60,000	-	60,000	2023
B.6 Passenger Truck	22C-PW-B19	46,000	-	46,000	2023
B.7 2022 Fleet Replacement	22C-PW-B20	1,844,500	(203,753)	1,640,747	2022
C.2 Route Patrol Software	22C-PW-B29	15,265	-	15,265	2023
E.1 Friendship Trail Crossing	22C-PW-B36	79,966	-	79,966	2023
E.2 Welland St to Beach Trail	22C-PW-B37	487,920	(11,942)	475,978	2026
E.5 Main Street Banners	22C-PW-B40	20,000	-	20,000	2023
E.6 Promenade Improvements	22C-PW-B41	250,000	-	250,000	2023
E.7 Lock 8 Park Improvements	22C-PW-B42	250,000	-	250,000	2023

Appendix C - 2022 and Prior Capital and Related Projects Budget Forecast

Project Name	Project ID	Adjusted Budget	Project Spending To Date as of Nov 16 2022	Remaining Funding as at Nov 16 2022	Project Timeline
F.1 Regulatory Sign Inventory	22C-PW-B44	30,000	-	30,000	2023
F.2 Engineering Design Std	22C-PW-B45	30,000	-	30,000	2023
F.3 Marina & PC Grain Seawall	22C-PW-B46	60,000	-	60,000	2023
F.4 Phase 2 Building Condition	22C-PW-B47	124,000	(30,504)	93,496	2023
F.5 Firelane Survey	22C-PW-B48	30,000	-	30,000	2023
G.1 Street Light Repairs	22C-PW-B52	110,000	(13,113)	96,887	2023
G.10 Drain - Road Culvert Rplc	22C-PW-B61	70,000	(53,993)	16,007	2022
G.2 White Road Guiderail Rplc	22C-PW-B53	100,000	-	100,000	2023
G.3 Rail Crossing Safety	22C-PW-B54	104,046.64	-	104,047	2023
G.5 Hawthorne Heights Parking	22C-PW-B56	15,000	-	15,000	2023
G.6 Annual Resurfacing Program	22C-PW-B57	1,072,000	(917,417)	154,583	2022
G.7 Annual Sidewalk Program	22C-PW-B58	150,000	(76,391)	73,609	2022
G.8 OSIM Culvert and Structure	22C-PW-B59	155,500	-	155,500	2023
H.1 Service Club Sign	22C-PW-B62	15,000	-	15,000	2023
H.2 PC Sign Renewal	22C-PW-B63	50,000	-	50,000	2023
I.1 Neff St Outlet Retrofit	22C-SS-B64	300,000	(23,186)	276,814	2023
I.2 Electrical Motor SoftStart	22C-SS-B65	5,600	-	5,600	2022
I.3 Trailer Mount 6" Pump	22C-SS-B66	74,000	(20,696)	53,304	2023
I.4 + J.1 CLI-ECA's Studies	22C-SS-B67	120,000	-	120,000	2023
I.5 Pumping Station Upgrades	22C-SS-B68	35,000	-	35,000	2023
I.6 Storm Pond Cleaning & Mtnc	22C-SS-B69	75,000	-	75,000	2023
B.12 Cube Van - WT/WW	22C-WW-B25	90,000	-	90,000	2023
J.1 Trailer Mount 6" Pump	22C-WW-B66	67,000	(20,696)	46,304	2023
J.5 Clarke Area inflow reduction	22C-WW-B72	640,000	-	640,000	2023
B.13 Passenger Truck - WT/WW	22C-WW-B26	46,000	-	46,000	2023
K.2 Watermain Replacement	22C-WW-B73	5,000,000	-	5,000,000	2026
Remote monitoring systems - Multiple City Facilities	22C-PW-R01	15,000	-	15,000	2023
2022-73 VHWC Roof Repair	22C-PW-R03	1,125,000	-	1,125,000	2023
2022-73 Lion's Field Streetscape	22C-PW-R04	290,000	-	290,000	2023
2022-73 Energy audits & monitoring	22C-PW-R05	68,607	(10,736)	57,871	2023
#A Stormwater Mgmt Strategy	22C-WW-R06	200,000	-	200,000	2023
#B Investigation & Remediation	22C-WW-R07	298,000	(99,165)	198,835	2023
#C Public Education Campaign	22C-WW-R08	30,000	-	30,000	2023

Appendix C - 2022 and Prior Capital and Related Projects Budget Forecast

Project Name	Project ID	Adjusted Budget	Project Spending To Date as of Nov 16 2022	Remaining Funding as at Nov 16 2022	Project Timeline
#D Pollution Prevention	22C-WW-R09	250,000	-	250,000	2025
#E Mtnc Hole & Mainline Sewer	22C-WW-R10	300,000	-	300,000	2022
VHWC Cooling Tower Replacement	22C-PW-R22	450,000		450,000	2023
West St Streetscapping	22C-PW-R23	437,150		437,150	2023
Wayfindings	22C-PW-R24	130,000		130,000	2023
Subtotal for Public Works		19,375,600	(3,150,704)	16,160,897	
Open Capital Project Total		23,878,325	(4,393,447)	19,569,114	

Appendix C - 2022 and Prior Capital and Related Projects Budget Forecast

Project Name	Project ID	Original Approved Budget	Funds Carried Forward at YE 2021	2022 Funding Change			Adjusted Budget	Project Spending To Date as of Nov 16 2022	Funds Remaining before closeout	Closeout as of Nov 16 2022	Remaining Funding as at Nov 16 2022	Project Progress Update	Project Status
				Council approved reallocations and additions *	Project Combining Recommendation	2022 Funding Adj Reconciliation							
Corporate Leadership Team													
Active Transportation Masterplan	200-PW-L51	50,000	50,000			50,000	100,000	-	100,000		100,000	This budget is increase by an approved federal grant for 50k. RFP for this project is being worked on and will be sent out in August/September.	2023
Downtown CIP	21C-PW-B15	1,000,000	1,000,000	(250,000)			750,000	-	750,000	(750,000)	-	Internal Discussion. Partial funds transferred to project 22C-PW-B51 in 2022 Capital Budget	Closeout
E.8 Lockview Park Construction	22C-PW-B43	350,000	350,000				350,000	(12,624)	337,376		337,376	Project on-going. Working on the development plan and legal issues. Project will be carried over to 2023.	2023
A.13 Waterfront Centre	22C-PW-B13	750,000	547,577			395,500	1,145,500	(121,017)	1,024,483		1,024,483	In progress, collaborating with other departments	2025
Subtotal for Corporate Leadership Team		2,150,000	1,947,577	(250,000)	-	445,500	2,345,500	(133,641)	2,211,859	(750,000)	1,461,859		
CAO's Office													
Cruise Ship Berthing Facility	20C-ED-L46	10,000	10,000		(10,000)		-	-	-		-	Recommending this project to be combined and closed out, funds transfer to Project 20C-ED-L47	Transferred
Tourism Strategy & Cruise DST	20C-ED-L47	185,148	37,104			10,000	195,148	(195,323)	(175)	175	-	Project mostly completed, remaining environmental assessment will be completed by the end of Summer	Completed
Industrial Land clearing	20C-ED-L48	60,000	25,178				60,000	(39,815)	20,185		20,185	Project on-going, will be completed by the Summer	2022
New Tourism Branding	200-ED-L50	10,000	10,000				10,000	-	10,000		10,000	Strategy developed, work will be done before the end of the year	2022
Affordable Housing Strategy	200-ED-L52	75,000	75,000				75,000	(50,717)	24,283		24,283	Project on-going, work is being done. Council report is expected by the end of the year	2022
Community Impro Plans Review	21C-ED-R47	125,000	111,193				125,000	(61,275)	63,725		63,725	Project on-going, council report is expected in the Spring 2023	2023
Purchase Industrial Park Land	21C-ED-R51	-	(5,000)				-	(276,930)	(276,930)	276,930	-	Completed. The land purchase was closed in early May. The costs will be funded by the Eco Development Reserve.	Completed
Site Remediation	21C-PW-B29	130,000	130,000				130,000	(1,516)	128,484	(50,000)	78,484	This project moves to Eco Development from PW. Environmental accessment on going to support future sale.	2023
D.1 Industrial Park Readiness	22C-ED-B35	195,000	195,000				195,000	(86,995)	108,005		108,005	Project actively on-going, work being done at the site. Project will be carried over to 2023.	2023
F.6 Departmental Reviews	22C-CS-B49	35,000	35,000			10,792	45,792	(51,664)	(5,872)	5,872	-	Received \$45,792 funding through the Municipal Modernization Program Intake 3. PW Department review completed.	Completed
King St Property Purchase from Region	22C-ED-R25	-	-				-	(202,423)	(202,423)	202,423	-	Completed. The land purchase was closed in 2021. The costs will be funded by the Eco Development Reserve.	Completed
Subtotal for CAO's Office		825,148	623,475	-	-	10,792	835,940	(966,657)	(130,717)	435,400	304,683		
Corporate Services													
Modernization Grant Projects	20C-CS-L01	440,779	361,941	(350,000)			90,779	(79,618)	11,161	(11,161)	-	Project Closed, funds allocated to 4 approved City Hall Renovation projects in 2022 Capital Budget.	Completed
IT-Access Control Door Reader	20C-CS-L53	2,000	2,000				2,000	(2,631)	(631)	631	-	Completed	Completed
IT - Server Room Relocation	20C-CS-L55	180,000	180,000	(82,000)			98,000	(41,559)	56,441		56,441	Electrical pre-work near completion, structured cabling and equipment movement to be complete by end of Q2-2022. Partial funds transfer to 3 approved IT projects in 2022 Capital Budget.	2022
ITS - Server Back-up	21C-CS-B01	52,000	35,283				52,000	(52,604)	(604)	604	0	Completed	Completed
C.3 IT Evergreening	22C-CS-B30	190,000	190,000				190,000	(134,977)	55,023		55,023	Procurement of hardware in-progress; project to be completed by end of 2022	2022
C.4 Video Surveillance Program	22C-CS-B31	75,000	75,000				75,000	(1,509)	73,491		73,491	Developing policy framework and addressing opportunities/service requirements; project likely to be completed by end of 2022	2022
C.5 Wifi for Public Spaces	22C-CS-B32	269,870	269,870			(251,905)	17,965	(17,965)	-		-	Addressing alternative opportunities and service requirements; project likely to be completed by end of 2022	2022
C.6 Lotus Migration & B Permit	22C-CS-B33	150,000	119,167				150,000	(80,854)	69,146		69,146	Both Lotus review & building permit implementation are underway; Lotus migration to follow; project to be completed by end of 2022	2022
C.7 Boardroom Tech Upgrade	22C-CS-B34	60,000	60,000				60,000	-	60,000		60,000	Scope identification complete, proceeding to procure goods and services; project to be completed by end of 2022	2022
Telecommunication System	22C-CS-R18					91,585	91,585	(326)	91,259		91,259	New Project	2023
HR Management & ITS Review	22C-CS-R21					76,320	76,320		76,320		76,320	New Project	2023
C.1 GIS Online Data & Mapping	22C-PW-B28	20,000	20,000				20,000	-	20,000	(20,000)	-	Covered by modernization grant	Completed
PW Permit Digitization	22C-PW-R20					25,440	25,440		25,440		25,440	New Project	2023
Fire Service Digitization	22C-FB-R19					91,585	91,585	(13,990)	77,595		77,595	New Project	2023
Subtotal for Corporate Services		1,439,649	1,313,261	(432,000)	-	33,025	1,040,673	(426,033)	614,640	(29,925)	584,715		
Community Safety													

Appendix C - 2022 and Prior Capital and Related Projects Budget Forecast

Project Name	Project ID	Original Approved Budget	Funds Carried Forward at YE 2021	Council approved reallocations and additions *	Project Combining Recommendation	2022 Funding Adj Reconciliation	Adjusted Budget	Project Spending To Date as of Nov 16 2022	Funds Remaining before closeout	Closeout as of Nov 16 2022	Remaining Funding as at Nov 16 2022	Project Progress Update	Project Status
B.10 Water Rescue Program	22C-FB-B23	30,000	30,000				30,000	-	30,000		30,000	Everything is ordered and have received a few items. Waiting for invoices. Project will be completed by the end of year	2022
B.14 Bunker Gear Replacement	22C-FB-B27	24,000	24,000				24,000	(23,407)	593	(593)	-	Completed	Completed
B.9 Fit Testing Equipment	22C-FB-B22	25,000	25,000				25,000	(21,279)	3,721	(3,721)	-	Completed	Completed
Subtotal for Community Safety		79,000	79,000	-	-	-	79,000	(44,686)	34,314	(4,314)	30,000		
Legislative Services													
Planning - Plotter	20C-PL-L65	10,000	10,000				10,000	(10,583)	(583)	583	-	Completed	Completed
Building Inspection Technology	200-PL-L66	46,500	46,500				46,500	-	46,500	(46,500)	-	Project closed due to alternative funding received and alternative project approved. Available funds will be transferred to Building Reserve.	Closeout
B.4 Records Management	22C-LS-B17	110,000	110,000				110,000	-	110,000		110,000	Project temporarily on hold. May require additional funding, an implementation plan is being developed.	2023
B.5 CH 2nd Floor Furniture	22C-LS-B18	35,000	35,000				35,000	-	35,000		35,000	Project temporarily on hold	2023
F.7 Development Charge Review	22C-LS-B50	50,000	50,000				50,000	-	50,000		50,000	Project on-going, Internal discussions are being had to define project and develop strategy. Additional 50k funding are required to complete the project.	2023
F.8 Downtown CIP Secondary Plan	22C-PW-B51	250,000	250,000				250,000	-	250,000	(250,000)	-	Pending Official Plan. Recommend to close out project until further confirmation. Funds will be transferred back to Federal Gas Tax.	Closeout
Subtotal for Legislative Services		501,500	501,500	-	-	-	501,500	(10,583)	490,917	(295,917)	195,000		
Library													
OTF Resilient Communities Grant	21C-LB-G43	121,200	79,366				121,200	(126,229)	(5,029)	5,029	-	Completed	Completed
Building Condition Assessment	21C-LB-R44	20,000	8,959				20,000	(11,041)	8,959	(8,959)	-	Completed	Completed
L.1 Window Seal Remediation	22C-LB-B74	24,000	24,000				24,000	-	24,000		24,000	Work in progress, project will be completed in Dec 2022	2022
L.2 Library Annual Allocation	22C-LB-B75	45,000	45,000	(45,000)			-	-	-		-	Annual Allocation Fund. Funds transferred to 4 separate projects, which were approved by Library Board in July.	Transferred
Library Fibre and Voice Svcs	22C-LB-R12			25,000			25,000	(17,882)	7,118		7,118	Fund by Library Capital Reserve, expecting to be completed by the end of the year	2022
Library Entrance Improvement	22C-LB-R13			20,000			20,000	-	20,000		20,000	Obtaining quotes, expecting to be completed by the end of the year, depending on supplies.	2022
Library Auditorium Door	22C-LB-R14			5,000			5,000	-	5,000		5,000	Obtaining quotes, expecting to be completed by the end of the year, depending on supplies.	2022
Library Sign Replacement	22C-LB-R15			10,000			10,000	(10,176)	(176)		(176)	Obtaining quotes, expecting to be completed by the end of the year, depending on supplies.	2022
Library Generator	22C-LB-R16			10,000			10,000	-	10,000		10,000	Obtaining quotes, expecting to be completed by the end of the year, depending on supplies.	2022
Library Collection Display	22C-LB-R17			4,000			4,000	(2,956)	1,044	(1,044)	-	Purchase has completed	Completed
Subtotal for Library		210,200	157,325	29,000	-	-	239,200	(168,284)	70,916	(4,974)	65,942		
Museum													
Museum - Exhibit Cases	20C-MU-L59	5,000	5,000				5,000	(6,767)	(1,767)		(1,767)	Obtained the quote in May, going to Board for additional Funding. Expecting completion in August.	2022
Museum Archive Building HVAC	20C-MU-L61	18,500	7,367				18,500	(15,738)	2,762	(2,762)	-	Completed	Completed
Archive Shelving/Art Rack	20C-MU-L63	25,000	25,000				25,000	(31,402)	(6,402)		(6,402)	Project on-going, supply chain delayed. Expecting delivery in 2023.	2023
M.1 Paint Exterior Arabella's	22C-MU-B76	10,000	10,000				10,000	(16,282)	(6,282)		(6,282)	Confirmed to begin in Oct, work will be done before the end of year	2022
M.2 Hochelaga Repair	22C-MU-B77	10,000	10,000				10,000	(3,000)	7,000		7,000	Restoration work, in the planning stage, work will be done before the end of year	2022
N.1 Delta Y System Conversion	22C-MU-B78	65,000	65,000				65,000	-	65,000		65,000	Investigating options, pending Roselawn Building Assessment	2023
N.2 PA System Supplement	22C-MU-B79	21,500	21,500				21,500	(4,888)	16,612		16,612	Equipment purchased, installaton starting late Fall, to be completed by end of 2022	2022
N.3 Theatre Entrance Roof	22C-MU-B80	36,000	36,000				36,000	(9,789)	26,211	54,000	80,211	Currently in permit application process. to be completed by 11 2022	2023
Subtotal for Museum		191,000	179,867	-	-	-	191,000	(87,865)	103,135	(2,762)	154,372		
Self-sustained Entities													
O.1 Centennial Park Septic	22C-BE-B81	14,500	14,500				14,500	(12,275)	2,225	(2,225)	-	Completed	Completed

Appendix C - 2022 and Prior Capital and Related Projects Budget Forecast

Project Name	Project ID	Original Approved Budget	Funds Carried Forward at YE 2021	Council approved reallocations and additions *	Project Combining Recommendation	2022 Funding Adj Reconciliation	Adjusted Budget	Project Spending To Date as of Nov 16 2022	Funds Remaining before closeout	Closeout as of Nov 16 2022	Remaining Funding as at Nov 16 2022	Project Progress Update	Project Status
Q.2 New Washroom & First Aid B	22C-BE-B82	500,000	500,000			70,000	570,000	(454,819)	115,181		115,181	In construction. Expected to be ready for 2023 Season.	2023
Q.3 Perimeter Fence Install	22C-BE-B83	60,000	56,595				60,000	(64,780)	(4,780)	4,780	-	Completed as of May 20, 2022, waiting for final invoices	Completed
Q.4 New Parkette Pad	22C-BE-B84	40,000	40,000				40,000	(5,280)	34,720		34,720	Decommissioning of old building completed as of April 2022, Pad completion targeted for end of the year. Budget will be under.	2022
Q.1 HVAC Roof Top Unit Replace	22C-MA-B86	24,500	24,500				24,500	-	24,500		24,500	Under investigation, expecting 2023	2023
Q.2 Lagoon Shoreline Repair	22C-MA-B87	35,000	-				35,000	(36,920)	(1,920)	1,920	-	Completed	Completed
Q.3 Fuel Dock Repair	22C-MA-B88	110,000	110,000				110,000	(169,934)	(59,934)	59,934	-	Completed	Completed
Q.4 Telehandler & Attachments	22C-MA-B89	252,110	252,110			67,890	320,000	(333,402)	(13,402)	13,402	-	Completed, invoice is being processed and paid, purchase were over budget	Completed
Q.5 Dredging Project Planning	22C-MA-B90	100,000	100,000				100,000	(17,320)	82,680		82,680	Marina bathometric survey complete. Working on permit with plan to perform some dredge at start of season. Project cost will increase. Estimate received to dredge whole Marina are in the several million range depending on where material is delivered. This initial budget is just a placeholder ... will need to increase.	2023
Q.6 Security Fence & Lighting	22C-MA-B91	100,000	100,000				100,000	(29,166)	70,834	(70,834)	-	Rail crossing complete. Plan developed. Will defer project for the time being as plan costs for soil, water, electrical are higher then project benefit presently. Will continue to work on alternatives and look to reintroduce project in future years.	Completed
Q.7 Hydro Pedestals Rplc	22C-MA-B92	15,000	15,000				15,000	(4,249)	10,751	(10,751)	0	Majority of order cancelled due to shortage delays.	Closeout
Q.8 SHM NRBN WIFI	22C-MA-B93	150,200	150,200			(67,890)	82,310	(19,659)	62,651	(62,651)	0	Close out as alternative installed	Closeout
Marina Capital Requirements											94,236	For 2023 capital requirements	2023
Marina Facility Security/Card Reader											50,000	Project to fund security/card reader upgrade as system failing.	2023
Overholt Cemetery Expansion	20C-CE-L56	80,330	80,330		(80,330)		-	-	-	-	-	Recommending this project to be consolidated with 22C-CE-B85 and closed out	Transferred
Cemetery - Columbarium repairs	21C-CE-B34	40,000	4,037				40,000	(36,731)	3,269	(3,269)	-	Completed	Completed
P.1 Cemetery Land Acquisition	22C-CE-B85	130,000	130,000		80,330		210,330	-	210,330		210,330	Project on-going, conversation with the land owners are being had, but moving slowly.	2023
Subtotal for SSE		1,651,640	1,577,272	-	-	70,000	1,721,640	(1,184,535)	537,105	74,542	611,647		
Public Works													
HarbourMaster Building Repairs	20C-MA-L57	24,500	24,500				24,500	(820)	23,680	(14,500)	9,180	Project will be completed before the end of the year under budget.	2022
City Hall - HVAC Units Upgrade	20C-PW-L07	20,000	20,000				20,000	-	20,000	(20,000)	-	Recommending this project to be closed out to Over/short Reserve, a replacement and funding plan for City Hall Roof will be followed.	Closeout
City Hall - Fall Arrest	20C-PW-L08	12,000	12,000				12,000	-	12,000	(12,000)	-	Recommending this project to be closed out to Over/short Reserve, a replacement and funding plan for City Hall Roof will be followed.	Closeout
City Hall - Flat Roof Repairs	20C-PW-L09	10,000	10,000				10,000	-	10,000	(10,000)	-	Recommending this project to be closed out to Over/short Reserve, a replacement and funding plan for City Hall Roof will be followed.	Closeout
City Hall - Monitoring System	20C-PW-L13	5,000	5,000		(5,000)		-	-	-	-	-	Recommending this project to be combined and closed out, funds transfer to Project 22C-PW-R01	Transferred
Fire Hall - Monitoring System	20C-PW-L15	5,000	5,000		(5,000)		-	-	-	-	-	Recommending this project to be combined and closed out, funds transfer to Project 22C-PW-R01	Transferred
Elm St & Elgin St Intersection	20C-PW-L16	50,000	50,000				50,000	-	50,000	(15,000)	35,000	Final design expected to be completed by the end of 2022. Contruction in 2023. Expect to complete under budget, close out 15k to over/short.	2023
Lake End Access Gates	20C-PW-L17	22,500	22,500				22,500	-	22,500	(22,500)	-	Close out to over/short, will propose new project in 2023 capital budget after reviewing the Lake End Study.	Closeout
Bethel Furnace Replacement	20C-PW-L19	16,000	16,000				16,000	-	16,000	(16,000)	-	Close out to over/short, following new project proposal for Bethel and Sherston community centre, pending Building Assessment	Closeout
Bethel Roof Replacement	20C-PW-L20	51,000	37,659	(36,659)			14,341	(13,341)	1,000	(1,000)	-	Close out to over/short, following new project proposal for Bethel and Sherston community centre, pending Building Assessment	Closeout
New solar lighting for Parks	20C-PW-L22	45,000	45,000				45,000	-	45,000	(38,000)	7,000	Project will be completed before the end of the year under budget.	2022
Friendship Trail Repair	20C-PW-L26	32,938	26,602				32,938	(6,336)	26,602	(26,602)	-	Friendship trail asphalt replacement. Project completed in 2021, excess funds close out to Over/short	Closeout
Skateboard Park Parking Lot	20C-PW-L28	4,000	4,000				4,000	-	4,000	(4,000)	-	Re-evaluation the disgn for Lock 8 Park parking lot, close out this project, will follow up with new project proposal	Closeout
HH Knoll Park Walkways Repairs	20C-PW-L29	55,326	36,977				55,326	(18,349)	36,977	(36,977)	-	Completed	Completed

Appendix C - 2022 and Prior Capital and Related Projects Budget Forecast

Project Name	Project ID	Original Approved Budget	Funds Carried Forward at YE 2021	Council approved reallocations and additions *	Project Combining Recommendation	2022 Funding Adj Reconciliation	Adjusted Budget	Project Spending To Date as of Nov 16 2022	Funds Remaining before closeout	Closeout as of Nov 16 2022	Remaining Funding as at Nov 16 2022	Project Progress Update	Project Status
Sherkston Roof Repairs	20C-PW-L31	12,000	12,000				12,000	-	12,000	(12,000)	-	Close out to over/short, following new project proposal for Bethel and Sherkston community centre, pending Building Assessment	Closeout
Sherkston Chimney/HotWaterTank	20C-PW-L32	7,500	7,500				7,500	-	7,500	(7,500)	-		Close out to over/short, following new project proposal for Bethel and Sherkston community centre, pending Building Assessment
Soccer Complex Sanitary Pump	20C-PW-L34	5,000	5,000				5,000	-	5,000		5,000	Specs completed, order made. Project will be completed by the end of the year.	2022
VHWC Main Entrance Pylon Sign	20C-PW-L35	70,000	67,400				70,000	(83,460)	(13,460)	13,460	-	Completed	Completed
VHWC Fitness Areas Water Drips	20C-PW-L36	10,000	10,000				10,000	(7,571)	2,429	(2,429)	-	Completed	Completed
VHWC Pool Rehab of Tiles	20C-PW-L37	42,000	42,000	(42,000)			-	-	-		-	Project Closed, Fund allocated to project 22C-PW-B07 in 2022 Capital Budget	Transferred
VHWC Monitoring system	20C-PW-L38	5,000	5,000		(5,000)		-	-	-		-	Recommending this project to be combined and closed out, funds transfer to Project 22C-PW-R01	Transferred
PC Operations Centre Upgrades	20C-PW-L39	193,230	182,113				193,230	(35,293)	157,937		157,937	Ongoing; Sub projects started, multiple upgrade projects has confirmed, project carried forward to 2023	2023
Urban Forest Management Plan	20O-PW-L45	85,000	85,000				85,000	(13,763)	71,237		71,237	Tender is awarded, project started. Work to be completed in T2 2023	2023
East / West Wig Wags	21C-PW-B04	82,360	72,672		(54,966)		27,394	(27,394)	-		-	Remaining trail signage and wayfinding signs. Pending sign design confirmation. Move Remaining available funds to Project E.1 22C-PW-B36 Friendship Trail Crossing	Transferred
West St Electrical Infra.	21C-PW-B07	10,000	10,000				10,000	-	10,000	(10,000)	-	Close out to over/short, pending a Grant application, re-evaluate the project and may combine with other West St improvement projects	Closeout
Railway Crossing Improvements	21C-PW-B10	75,000	74,047		(74,047)		953	(953)	-		-	Internal work, work order to be issued for sightline clearing and signage. Project completing by T1 2023, combine with Project 22C-PW-B54	Transferred
Bridges Culverts Walls Repairs	21C-PW-B11	105,500	105,500		(105,500)		-	-	-		-	Funds transfer to 2022 Project G.8 OSIM Culvert and Structure #22C-PW-B59	Transferred
CIMCO System Gantry Crane	21C-PW-B12	18,000	18,000				18,000	-	18,000		18,000	Contractor selected, project to be completed T1 2023	2023
COPC Welcome Centre Upgrades	21C-PW-B13	14,500	14,500				14,500	(3,887)	10,613		10,613	Invoice Correction need to be made, project completed	2022
VHWC Air Removal Unit	21C-PW-B14	18,000	18,000				18,000	-	18,000		18,000	Under investigation, internal discussion, project carried forward to 2023	2023
Fire Station HVAC Upgrades	21C-PW-B16	18,000	18,000				18,000	-	18,000		18,000	Project in progress (for BAS), will be completed in 2023	2023
Fire Station Security Upgrades	21C-PW-B17	24,000	23,275				24,000	(725)	23,275	(23,275)	-	Completed, waiting for final invoices, close out to over/short	Completed
Fleet replacement/Purchase	21C-PW-B18	300,000	271,304	(271,304)			28,696	(28,696)	-		-	Project Closed, Fund allocated to approved Fleet Replacement Project in 2022 Capital Budget	Transferred
Flow Monitors - Wastewater	21C-PW-B19	100,000	100,000				100,000	-	100,000		100,000	Functional design completed, pending INS analysis	2023
Infrastructure Needs Studies	21C-PW-B22	750,000	727,362				750,000	(461,088)	288,912		288,912	In progress, AMP to be completed in June, INS to be completed by the end of 2022	2022
Programmable Speed Zone Beacon	21C-PW-B25	12,000	12,000				12,000	-	12,000		12,000	Purchase and installation will be completed by the end of 2022	2022
Roads Resurfacing Program	21C-PW-B26	960,000	129,840				960,000	(965,617)	(5,617)	5,617	-	Completed	Completed
Tennessee Gate Inspec & Design	21C-PW-B30	30,000	30,000				30,000	(15,152)	14,848		14,848	Tender awarded, design expecting to be completed by the end of 2022. Construction will be completed in T1 2023	2023
City Hall Elevator Repairs	21C-PW-R39	100,000	100,000				100,000	(19,889)	80,111		80,111	Tender awarded, parts on order, complete by T1 2023	2023
Chippawa Road Construction	21C-PW-R40	35,000	35,000	15,000			50,000	-	50,000		50,000	Construction expected in the fall, completing in 2022	2022
Erie St Wtmain Replacement Project	21C-PW-R48	1,880,000	2,024,092				2,078,216	(1,100,203)	978,013		978,013	In progress, work to be completed in the T1 2023, project will be completed under budget.	2023
Facility Condition Index	21C-PW-R52	75,000	75,000		(75,000)		-	-	-		-	Recommending this project to be combined and close-out, funds transfer to Project 22C-PW-B47	Transferred
Project Management	21O-PW-R41	147,600	145,783				147,600	(5,384)	142,216		142,216	On going consulting service for the project management.	2023
Parkette at Lakeview Park	21C-ED-R49	150,000	150,000				150,000	(76,290)	73,710.26	(73,710)	-	Project completed, significantly under budget.	2022
A.1 Bethel Upper Roof Replacmt	22C-PW-B01	75,659	75,659				75,659	-	75,659	(75,659)	-	Close out to over/short, following new project proposal for Bethel and Sherkston community centre	Closeout

Appendix C - 2022 and Prior Capital and Related Projects Budget Forecast

Project Name	Project ID	Original Approved Budget	Funds Carried Forward at YE 2021	Council approved reallocations and additions *	Project Combining Recommendation	2022 Funding Adj Reconciliation	Adjusted Budget	Project Spending To Date as of Nov 16 2022	Funds Remaining before closeout	Closeout as of Nov 16 2022	Remaining Funding as at Nov 16 2022	Project Progress Update	Project Status
A.10 VHWC Sea Container	22C-PW-B10	11,500	11,500				11,500	-	11,500	(11,500)	-	Project closeout	Closeout
A.11 VHWC Exit Turn Lane	22C-PW-B11	18,500	18,500				18,500	(13,864)	4,636.28	(4,636)	-	Completed	Closeout
A.12 CH AODA renovation	22C-PW-B12	231,000	231,000				231,000	-	231,000		231,000	Internal Discussion, a committee should be formed to confirm the final design. Project carry forward to 2023	2023
A.2 CH Roof & Drain Repairs	22C-PW-B02	42,000	42,000				42,000	-	42,000	(42,000)	-	Recommending this project to be closed out to Over/short Reserve, a replacement and funding plan for City Hall Roof will be followed.	Closeout
A.3 CH Fire Panel Replacement	22C-PW-B03	13,500	13,500				13,500	-	13,500	3,500	17,000	Under investigation, internal discussion, project carried forward to 2023	2023
A.4 CH Gallery Seating	22C-PW-B04	34,000	34,000				34,000	(29,876)	4,124	(4,124)	-	Completed	Completed
A.5 MU Lower Flat Roof	22C-PW-B05	16,500	16,500				16,500	(6,920)	9,580	(9,580)	-	Completed	Completed
A.6 VHWC Central Gutter&Panel	22C-PW-B06	125,000	125,000		(125,000)		-	-	-		-	Combine with VHWC roof project, funds transferred.	Transferred
A.7 VHWC Tile Replacement	22C-PW-B07	69,000	69,000				69,000	(13,631)	55,369		55,369	Partial completion, full completion expected in T1 2023	2023
A.8 VHWC Parking Lot LED Retro	22C-PW-B08	33,000	33,000				33,000	-	33,000		33,000	Expected completion in T1 2023	2023
A.9 VHWC Cooling Tower Pan	22C-PW-B09	17,000	17,000				17,000	-	17,000	(17,000)	-	Project close out to over/short.	Closeout
B.1 Mobile Column Lifts&Welder	22C-PW-B14	34,500	30,038				34,500	(35,203)	(703)	703	-	Completed	Completed
B.11 Passenger Truck - Drains	22C-PW-B24	74,500	74,500				74,500	-	74,500		74,500	Tender Required Tim & Chuck set for year end, supply chain may delay	2023
B.2 Electric Pallet Jack	22C-PW-B15	5,000	5,000				5,000	(3,460)	1,540	(1,540)	-	Completed	Completed
B.3 Asphalt Hot Box	22C-PW-B16	60,000	60,000				60,000	-	60,000		60,000	Ordered, awaiting for delivery	2023
B.6 Passenger Truck	22C-PW-B19	46,000	46,000				46,000	-	46,000		46,000	Tender Required Tim & Chuck set for year end, supply chain may delay	2023
B.7 2022 Fleet Replacement	22C-PW-B20	1,844,500	1,844,500				1,844,500	(203,753)	1,640,747		1,640,747	Half way through tenders, Tim& Chuck. Hope to complete by year end.	2022
B.8 DFCF Station Installation	22C-PW-B21	53,000	53,000			47,000	100,000	-	100,000	(100,000)	-	Project closed out to over/short	Closeout
C.2 Route Patrol Software	22C-PW-B29	12,000	12,000			3,265	15,265	-	15,265		15,265	Vendor selected, implementation expected in 2023	2023
E.1 Friendship Trail Crossing	22C-PW-B36	25,000	25,000		54,966		79,966	-	79,966		79,966	Remaining trail signage and wayfinding signs. Pending sign design confirmation. Combine with Project 21C-PW-B04 Friendship Trail East West Wigwags	2023
E.2 Welland St to Beach Trail	22C-PW-B37	487,920	487,920				487,920	(11,942)	475,978		475,978	In progress, project scope being reviewed by funding partner - ICIP	2026
E.3 Pavilion Pad Replacement	22C-PW-B38	40,000	40,000				40,000	(40,049)	(49)	49	-	Completed	Completed
E.4 In Ground Waste Bins	22C-PW-B39	25,000	25,000				25,000	(21,660)	3,340	(3,340)	-	Completed	Completed
E.5 Main Street Banners	22C-PW-B40	20,000	20,000				20,000	-	20,000		20,000	Pending design, will be purchased in T1 2023	2023
E.6 Promenade Improvements	22C-PW-B41	250,000	250,000				250,000	-	250,000		250,000	Not Started, pending scope approval, project will be carried forward to 2023, T3	2023
E.7 Lock 8 Park Improvements	22C-PW-B42	250,000	250,000				250,000	-	250,000		250,000	Working on design, it will be a multi-year project, first stage will be completed in 2023	2023
F.1 Regulatory Sign Inventory	22C-PW-B44	30,000	30,000				30,000	-	30,000		30,000	Pending new GIS system and strategy, explore options	2023
F.2 Engineering Design Std	22C-PW-B45	30,000	30,000				30,000	-	30,000		30,000	Consultant selected, project terms under discussion	2023
F.3 Marina & PC Grain Seawall	22C-PW-B46	60,000	60,000				60,000	-	60,000		60,000	In progress of internal discussion	2023
F.4 Phase 2 Building Condition	22C-PW-B47	49,000	49,000		75,000		124,000	(30,504)	93,496		93,496	Recommending this project to be combined with Project 21C-PW-R52. 3 out of 8 buildings completed, some in the fall, possibly roll over to 2023	2023
F.5 Firelane Survey	22C-PW-B48	30,000	30,000				30,000	-	30,000		30,000	Getting quotes, work will be done in 2023	2023
G.1 Street Light Repairs	22C-PW-B52	110,000	110,000				110,000	(13,113)	96,887		96,887	Quote/Tender process to be decided, project expected T1 2023	2023
G.10 Drain - Road Culvert Rplc	22C-PW-B61	70,000	28,711				70,000	(53,993)	16,007		16,007	Project completed, pending invoices, will be closed out by the end of 2022	2022
G.2 White Road Guiderail Rplc	22C-PW-B53	100,000	100,000				100,000	-	100,000		100,000	RFT to be issued in the Summer, construction will be completed by the T1 2023	2023

Appendix C - 2022 and Prior Capital and Related Projects Budget Forecast

Project Name	Project ID	Original Approved Budget	Funds Carried Forward at YE 2021	Council approved reallocations and additions *	Project Combining Recommendation	2022 Funding Adj Reconciliation	Adjusted Budget	Project Spending To Date as of Nov 16 2022	Funds Remaining before closeout	Closeout as of Nov 16 2022	Remaining Funding as at Nov 16 2022	Project Progress Update	Project Status
G.3 Rail Crossing Safety	22C-PW-B54	30,000	30,000				104,046.64	-	104,047		104,047	Internal work, work order to be issued for sightline clearing and signage. Project completing by T1 2023, combine with Project 21C-PW-B10 Rail Crossing Improvements	2023
G.4 Laneway and Apron Asphalt	22C-PW-B55	20,000	20,000				20,000	(13,774)	6,226	(6,226)	-	Completed	Completed
G.5 Hawthorne Heights Parking	22C-PW-B56	15,000	15,000				15,000	-	15,000		15,000	Internal discussion and investigation to determine the best solution, project will be completed in 2023	2023
G.6 Annual Resurfacing Program	22C-PW-B57	1,072,000	1,072,000				1,072,000	(917,417)	154,583		154,583	Pending final invoice, will be completed and closeout by the end of 2022	2022
G.7 Annual Sidewalk Program	22C-PW-B58	150,000	150,000				150,000	(76,391)	73,609		73,609	Pending final invoice, will be completed and closeout by the end of 2022	2022
G.8 OSIM Culvert and Structure	22C-PW-B59	50,000	50,000		105,500		155,500	-	155,500		155,500	Combined with 21C-PW-B11 Bridges Culverts Walls Repairs, Expecting T3 2023	2023
G.9 Fence and Access Gate	22C-PW-B60	8,000	8,000				8,000	(6,309)	1,691	(1,691)	-	Completed	Completed
H.1 Service Club Sign	22C-PW-B62	15,000	15,000				15,000	-	15,000		15,000	Pending MTO confirmation, to be completed in 2023	2023
H.2 PC Sign Renewal	22C-PW-B63	50,000	50,000				50,000	-	50,000		50,000	Pending sign design. Project completion expected in 2023.	2023
I.1 Neff St Outlet Retrofit	22C-SS-B64	300,000	288,715				300,000	(23,186)	276,814		276,814	Inspection completed, pending design. Expecting 2023	2023
I.2 Electrical Motor SoftStart	22C-SS-B65	5,600	5,600				5,600	-	5,600		5,600	In progress, complete by the end of the year	2022
I.3 Trailer Mount 6" Pump	22C-SS-B66	74,000	74,000				74,000	(20,696)	53,304		53,304	Ordered and pending delivery. Costs are over budget, the overage was approved to be funded through W/WW reserves	2023
I.4 + J.1 CLI-ECA's Studies	22C-SS-B67	120,000	120,000				120,000	-	120,000		120,000	ECA submitted to Province, pending approval, possibly roll over to 2023	2023
I.5 Pumping Station Upgrades	22C-SS-B68	35,000	35,000				35,000	-	35,000		35,000	Project will be completed by 2023	2023
I.6 Storm Pond Cleaning & Mtnc	22C-SS-B69	75,000	75,000				75,000	-	75,000		75,000	Project will be done in 2023	2023
B.12 Cube Van - WT/WW	22C-WW-B25	90,000	90,000				90,000	-	90,000		90,000	Ordered, pending delivery due to supply chain shortage, expecting 2023	2023
J.1 Trailer Mount 6" Pump	22C-WW-B66	67,000	67,000				67,000	(20,696)	46,304		46,304	Ordered and pending delivery. Costs are over budget, the overage was approved to be funded through W/WW reserves	2023
J.3 + K.1 Excavator Bucket	22C-WW-B70	8,600	1,295				8,600	(7,305)	1,295	(1,295)	-	Completed	Completed
J.4 Clarke Area WW Remediation	22C-WW-B71	1,000,000	1,000,000				1,000,000	-	1,000,000	(1,000,000)	-	Close out project, move available funds 600k from capital reserve to WW reserve	Closeout
J.5 Clarke Area inflow reduction	22C-WW-B72	500,000	500,000	140,000			640,000	-	640,000		640,000	Project will be completed in 2023. Budget increased to 640k with approved council report #2022-29.	2023
B.13 Passenger Truck - WT/WW	22C-WW-B26	46,000	46,000				46,000	-	46,000		46,000	Tender in the Summer, delivery pending due to supply chain shortage, costs won't incur until delivery, expecting 2023	2023
K.2 Watermain Replacement	22C-WW-B73	5,000,000	5,000,000				5,000,000	-	5,000,000		5,000,000	Tender is out for design, first construction is expecting to start in the spring of 2023, expecting full project completion in 2026.	2026
Remote monitoring systems - Multiple City Facilities	22C-PW-R01	-	-		15,000		15,000	-	15,000		15,000	Combined three 2020 projects with similar project scope at different locations. Project will be completed in 2023.	2023
2022-73 VHW Roof Repair	22C-PW-R03			1,000,000	125,000		1,125,000	-	1,125,000		1,125,000	Approved in Apr 26 2022, Report 2022-73 - 2021 Year-End Surplus and Project Close Out	2023
2022-73 Lion's Field Streetscape	22C-PW-R04			200,000		90,000	290,000	-	290,000		290,000	Approved in Apr 26 2022, Report 2022-73 - 2021 Year-End Surplus and Project Close Out	2023
2022-73 Energy audits & monitoring	22C-PW-R05			68,607			68,607	(10,736)	57,871		57,871	Approved in Apr 26 2022, Report 2022-73 - 2021 Year-End Surplus and Project Close Out	2023
2022-86 CAT Front Loader Purchase	22C-PW-R06			240,000			240,000	(239,136)	864	(864)	-	Approved in Apr 26 2022, Report 2022-86 Equipment Purchase Opportunity, purchase has completed in May	Completed
#A Stormwater Mgmt Strategy	22C-WW-R06			200,000			200,000	-	200,000		200,000	Approved in the Report #2022-88 Funding for Inflow and Infiltration Projects, fund from WW reserve and Region Grant	2023
#B Investigation & Remediation	22C-WW-R07			298,000			298,000	(99,165)	198,835		198,835	Approved in the Report #2022-88 Funding for Inflow and Infiltration Projects, fund from WW reserve and Region Grant	2023
#C Public Education Campaign	22C-WW-R08			30,000			30,000	-	30,000		30,000	Approved in the Report #2022-88 Funding for Inflow and Infiltration Projects, fund from WW reserve and Region Grant	2023
#D Pollution Prevention	22C-WW-R09			250,000			250,000	-	250,000		250,000	Approved in the Report #2022-88 Funding for Inflow and Infiltration Projects, fund from WW reserve and Region Grant	2025

Appendix C - 2022 and Prior Capital and Related Projects Budget Forecast

Project Name	Project ID	Original Approved Budget	Funds Carried Forward at YE 2021	Council approved reallocations and additions *	Project Combining Recommendation	2022 Funding Adj Reconciliation	Adjusted Budget	Project Spending To Date as of Nov 16 2022	Funds Remaining before closeout	Closeout as of Nov 16 2022	Remaining Funding as at Nov 16 2022	Project Progress Update	Project Status
#E Mtnc Hole & Mainline Sewer	22C-WW-R10			300,000			300,000	-	300,000		300,000	Approved in the Report #2022-88 Funding for Inflow and Infiltration Projects, fund from WW reserve and Region Grant	2022
2022-157 Purchase Road Grader	22C-PW-R18			274,752			274,752	(274,650)	102	(102)	-	Purchase has completed	Completed
VHWC Cooling Tower Replacement	22C-PW-R22					450,000	450,000		450,000		450,000	New Project, approved by council report #2022-231	2023
West St Streetscapping	22C-PW-R23					437,150	437,150		437,150		437,150	Funded by SPIF/Red Grant	2023
Wayfindings	22C-PW-R24					130,000	130,000		130,000		130,000	Funded by SPIF/Red Grant	2023
Subtotal for Public Works		19,010,449	17,945,564	2,666,396	-	1,157,415	22,834,260	(5,071,639)	17,762,621	(1,601,724)	16,160,897		
Open Capital Project Total		26,058,585	24,324,841	2,013,396	-	1,716,732	29,788,713	(8,093,924)	21,694,789	(2,125,675)	19,569,114		

* "Council approved reallocations and additions" are projects approved by separate council reports, including 2023 capital budget, 2021 YE Surpls report and Report 2021-263.
 Closed out to the reserve where the funds were originated