



**City of Port Colborne
Committee of the Whole
Budget Meeting Agenda**

Date: September 16, 2021
Time: 6:30 pm
Location: Council Chambers, 3rd Floor, City Hall
66 Charlotte Street, Port Colborne

Pages

1. **Call to Order**
2. **Adoption of Agenda**
3. **Disclosures of Interest**
4. **Staff Reports**
 - 4.1. 2022 Capital and Related Project Budget, 2021-240
5. **Correspondence Items**
6. **Presentations**
7. **Delegations**

Due to COVID-19 this meeting will be conducted virtually. Anyone wishing to speak to Council is asked to submit a written delegation that will be circulated to Council prior to the meeting. Written delegations will be accepted until noon the day of the meeting by emailing deputyclerk@portcolborne.ca or submitting a hard copy in the after-hours drop box in front of City Hall, 66 Charlotte Street, Port Colborne. Written delegations accepted after this time will be circulated with the minutes and included as public record.
8. **Procedural Motions**
9. **Information Items**
10. **Adjournment**



Subject: 2022 Capital and Related Project Budget

To: Committee of the Whole - Budget

From: Corporate Services Department

Report Number: 2021-240

Meeting Date: September 16, 2021

Recommendation:

That the Corporate Service Department, Financial Services Division, Report No. 2021-240 Subject: 2022 Capital and Related Projects Budget, **BE RECEIVED**; and

That the 2022 Capital and Related Projects Budget as outlined in Report 2021-240, **BE APPROVED** and that the projects identified in the 2022 Capital and Related Projects Budget be permitted to begin immediately where feasible; and

That Council delegate authority to the Chief Administrative Officer (CAO) plus one of the Director, Corporate Services/Treasurer or Director, Public Works to award and sign contracts and related documents associated to projects in the 2022 Capital and Related Projects Budget following a procurement process as set out in the City of Port Colborne Procurement Policy, provided the related project has confirmed funding.

Purpose:

The purpose of this report is to propose the 2022 Capital and Related Projects Budget.

Background:

The 2022 Capital and Related Projects Budget is presented in accordance with the timeline approved by Council through report 2021-174.

Financial Services would like to thank City Staff from all departments for their leadership and support in developing this 2022 Capital and Related Project Budget.

Should the 2022 Capital and Related Project Budget be approved by the Budget Committee of the Whole on September 16, 2021, it will move forward to be ratified at the September 27, 2021, Council meeting.

The significant differences between the 2021 and 2022 Capital and Related Project Budget format are as follows:

1. Projects are grouped by function/type instead of by department
2. Each project has an individual high-level project summary indicating rationale, linkage to the City's Strategic Pillars, project timing and funding requirements including estimated operating budget impacts.

The core funding model between years remains the same, although some of the rates have changed. That model takes the prior year funding of capital and debt and adjusts for inflation, a catch-up factor to improve funding for asset replacement, changes in donor and/or grant funding and any other adjustments that may be required between operating and/or reserves.

As background and a reminder to the current state of asset replacement funding, the City does fund the Capital and Related Project Budget in excess of amortization. Asset replacement funding in the proposed budget is approximately \$6.7 million whereas amortization is approximately \$5.7 million. However, amortization represents historical cost at the time an asset was originally purchased and replacing aged assets in today's inflation adjusted dollars is often significantly more expensive. In 2019, a review was conducted by a subject matter expert that estimated the required annual replacement cost of the City's infrastructure to be approximately \$10.8 million in 2019 dollars. The difference between \$6.7 million and \$10.8 million identifies a funding deficit of at least \$4.1 million based on the 2019 figure of \$10.8 million. While Council has been making progress on reducing this funding gap, Staff identify the "catch-up factor" proposed at 1.75% for the levy, water and wastewater and 7% for storm sewer are required and will continue to be required moving forward to replace City infrastructure.

Approving the 2022 Capital and Related Project Budget at this time will allow Staff appropriate time to prepare and seek competitive pricing. Staff acknowledge this was also the intent with the 2021 Capital and Related Project Budget and, while the budget was approved on schedule, changes within certain departments of the City going into and during the early part of 2021 slowed the deployment of the 2021 Capital and Related Project budget.

Last year, to accommodate for potential changes in the needs and wants of the Capital and Related Projects Budget, the 2021 Capital and Related Project Budget included a levy contingency of approximately \$225,000. At the time of writing this report, approximately \$137,000 of that contingency remains. The 2022 Capital and Related Project Budget does not include an additional contingency.

The 2022 Capital and Related Project Budget was developed through a process that requested Council and Staff input. Staff have based their recommendations after considering:

- Our Vision/Mission/Values

- Our Strategic Pillars
- A need to connect the community
- A desire to come out of the COVID-19 pandemic stronger
- Planning and building for growth
- Organization capacity to complete the Capital and Related Projects budget
- Organizational financial flexibility

Financial Services, working with the Senior Management Team, acknowledge certain budget requests were not included in the proposed 2022 Capital and Related Project Budget. Two specific projects that will require future budget consideration include a fire truck replacement and dispatch/radios for the fire department. Another relates to the Vale Health and Wellness (VHWC) roof for which the 2022 Capital and Related Project Budget only includes funding to design a solution as the potential construction cost is not known at this time.

Discussion:

The 2022 Capital and Related Project Budget as outlined in Appendix A – 2022 Capital and Related Project Budget Presentation and Appendix B – 2022 Capital and Related Project detail includes 96 projects and related transfers valued at \$22,897,956.

Some highlights of the 2022 Capital and Related Project Budget includes:

- A \$3.3 million plan to *Connect the City* through trails, parks, and related city facility infrastructure and public WIFI funded 94% through grants and other non-levy funding sources
- A new Waterfront Centre subject to securing alternative funding
- 20% increase in roads spending (base and surface) budget to \$1.072 million
- 20% increase in sidewalk budget to \$150,000
- Significant fleet replacement, including a Haul All Waste Vehicle (2006), Dump Trucks (2004 & 2007) with multiple uses including snow removal and salt/sand, Street Sweeper (2009) and Roads Backhoe (2013)
- \$7.2 million in Water, Wastewater and Storm water projects subject to grant funding applications of \$4.3 million

In addition to this 2022 Capital and Related Project Budget, Council through Report 2021-205 recently approved the Erie St. water project for \$1.88 million.

The 2022 Capital and Related Project Budget requires no external borrowing. The City's outstanding borrowing is projected to decline by approximately \$1.42 million in 2022.

If the proposed 2022 Capital and related Projects Budget is approved as presented, the 2022 Capital and Related Project Budget would result in a 1.1% or \$41 increase to the average residential property valued at \$207,501. The water increase would be 2.2% or \$13 for the average house using 150 m³ of water, the wastewater increase would be 1.9% or \$19 per house and the estimated storm sewer increase would be 7% or \$8. The storm sewer estimate is based on boundary changes that Staff will be proposing to Council in October. The boundary change will reduce the number of houses in the boundary. Any refunds that may result from the boundary change will be funded from storm sewer reserves. In addition to the boundary change Staff, will be proposing residential vs. commercial and industrial billing ratios during the Rate budget process.

Internal Consultations:

As stated, Financial Services would like to thank City Staff from all departments for their leadership and support in developing this 2022 Capital and Related Project Budget.

Financial Implications:

Financial Services identifies the proposed 2022 Capital and Related Projects Budget is a staff recommendation that Council can adjust, if required.

Public Engagement:

The timeline for the 2022 Capital and Related Project budget was approved at the June 28, 2021 Council meeting. The 2022 Capital and Related Project budget was published on the City's website on September 3, 2022 and submitted through the agenda process at the end of the week of September 6, 2022. The 2022 Capital and Related Project budget will be considered by the Budget Committee the Whole on September 16, 2022 and, if approved by Committee of the Whole, Council on September 27, 2022.

As projects in the 2022 Capital and Related Project Budget progress, Staff will seek additional Council and public input with respect to design and other improvements on projects that require or lend themselves or that may be directed for additional input (i.e. park design).

Strategic Plan Alignment:

The initiative contained within this report supports the following pillar(s) of the strategic plan:

- Service and Simplicity - Quality and Innovative Delivery of Customer Services
 - Attracting Business Investment and Tourists to Port Colborne
 - City-Wide Investments in Infrastructure and Recreational/Cultural Spaces
 - Value: Financial Management to Achieve Financial Sustainability
 - People: Supporting and Investing in Human Capital
 - Governance: Communications, Engagement, and Decision-Making
-

Conclusion:

Staff recommend Council approve the 2022 Capital and related Project Budget.

Appendices:

- a. Appendix A – 2022 Capital and Related Projects Budget Presentation
- b. Appendix B – 2022 Capital and Related Project Detail
- c. Appendix C – 2021 and Prior Capital and Related Projects Budget Forecast

Respectfully submitted,

Bryan Boles, CPA, CA, MBA
Director of Corporate Services / Treasurer
(905) 835-2900 Ext. 105
Bryan.Boles@portcolborne.ca

Report Approval:

All reports reviewed and approved by the Department Director and also the City Treasurer when relevant. Final review and approval by the Chief Administrative Officer.

2022 Capital and Related Projects Budget

September 16, 2021



Agenda

- Recommendation
- Tax and Rate Capital Impacts
- Highlights
- Inflation and City Growth
- Process
- Comparisons
- Debt/Reserves Outlook
- Funding Sources
- Projects
- Thank You
- Recommendation




In preparing the 2022 Capital and Related Project Budget, certain assumptions and estimates are necessary. They are based on information available to staff at the time. Actual results will vary although as regulated through the Municipal Act, a balanced budget is required.

Recommendation

That the Corporate Service Department, Financial Services Division, Report No. 2021-240 Subject: 2022 Capital and Related Projects Budget, **BE RECEIVED**; and

That the 2022 Capital and Related Projects Budget as outlined in Report 2021-240, **BE APPROVED** and that the projects identified in the 2022 Capital and Related Projects Budget be permitted to begin immediately where feasible; and

That Council delegate authority to the Chief Administrative Officer (CAO) plus one of the Director, Corporate Services/Treasurer or Director, Public Works to award and sign contracts and related documents associated to projects in the 2022 Capital and Related Projects Budget following a procurement process as set out in the City of Port Colborne Procurement Policy, provided the related project has confirmed funding.



Tax and Rate Capital Impacts

Levy

1.1% on the blended tax rate or **\$41** increase to the average residential property valued at **\$207,501**.

Rate

2.2% or **\$13** increase on water for a house using 150 m³ of water;

1.9% or **\$19** increase on wastewater per house;

7% (est.) or **\$8 (est.)** increase on storm sewer per house within the storm sewer boundary*.

Note: The above Levy and Rate figures assume no growth in assessment and/or properties.

* A Separate report is coming to Council in October to recommend revising and shrink the storm sewer boundary. Should the new boundary be approved by Council, houses that find themselves outside of the new boundary will be recommended for refund. The calculated impact of the proposed capital funding anticipates approval of the new boundary noting refunds will be recommended to be funded from the storm water reserve and adjustments to residential vs. commercial and industrial billing ratios will be proposed and approved.

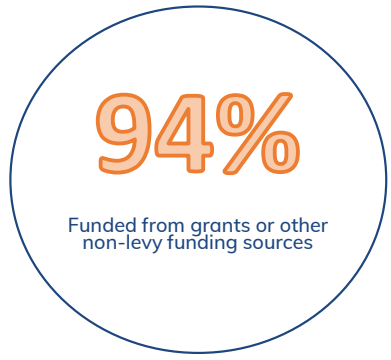


PORT COLBORNE

Highlights

Connecting the City

- Trails, park improvements, WIFI, AODA washrooms and front counter improvements at City Hall, Roselawn building improvements and improvements to trail crossings.
- Approximately \$3.3 million (\$8.3 million including the waterfront centre) in projects on the map to the right.
- The \$3.3 million is



Highlights

Connecting the City

- 20% increase in roads (base and surface) budget to \$1.072 million
- 20% increase in sidewalk budget to \$150 thousand
- Rebuilding/replacing the Fleet, largest fleet items include:
 - Haul All Waste Vehicle (2006)
 - Dump Trucks (2004 & 2007) with multiple uses including snow removal and salt/sand
 - Street Sweeper Replacement (2009)
 - Roads Backhoe (2013)
- \$7.2 million in Water, Wastewater and Storm Water projects
- **+** Erie St. water project approved recently by Council through Report 2021-205 for \$1.88 million.
- No new debt is proposed ... debt will be paid down by \$1.42 million to \$27.4 million.



Inflation Environment



Industrial Product Price Index

15.4%

Past Year*

Consumer Price Index

3.7%


Past Year*



Potential Growth Outlook

Preliminary, pre-consultation or draft plan approvals

3,207 units



8,017 new residents

Assuming 2.5 persons per household

Other development opportunities total 1,585 units representing potentially 3,962 new residents

Process

Developed through a process that obtained both Council and Staff input.

	Capital	Levy	Rate
Final to Financial Services	August 12th	September 23rd	October 28th
Final Senior Leadership Review	August 26th	October 7th	November 10th
Draft Package Available	September 2nd	October 14th	November 18th
Budget Committee Package	September 9th	October 21st	November 25th
Committee of the Whole Budget Meeting	September 16th	October 28th	December 2nd
Council Approval	September 27th	November 8th	December 13th

Vision/Mission/Values



Vision Statement:

A vision statement expresses an organization's desires for the future. This is our vision statement:

A vibrant waterfront community embracing growth for future generations

Mission Statement:

A mission statement expresses the immediate goals of an organization, clearly and concisely. This is our mission statement:


To provide an exceptional small-town experience in a big way

Corporate Values:

Corporate Values are guiding principles and beliefs supported by everyone in an organization so that they can work toward common goals in a cohesive and positive way. These are our corporate values:

Integrity – we interact with others ethically and honourably **Respect** – we treat each other with empathy and understanding **Inclusion** – we welcome everyone **Responsibility** – we make tomorrow better **Collaboration** – we are better together

Strategic Pillars



Community Pillars

These pillars are areas that directly benefit our residents, businesses, and visitors.

1. Service and Simplicity - Quality and Innovative Delivery of Customer Services
2. Attracting Business Investment and Tourists to Port Colborne
3. City-Wide Investment in Infrastructure and Recreational/Cultural Spaces



Corporate Pillars

These pillars are the day-to-day practices, processes, and governance that Council and staff are focused on to ensure maximum value and benefit for our residents.

1. Value: Financial Management to Achieve Financial Sustainability
2. People: Supporting and Investing in Human Capital
3. Governance: Communications, Engagement, and Decision-Making



Process

Staff based their recommendations after considering:

- ✓ Vision/Mission/Values/Strategic Pillars
- ✓ Organization capacity to complete the Capital and Related Projects Budget
- ✓ A need to connect the community
- ✓ Organizational financial flexibility
- ✓ A desire to come out of the COVID-19 pandemic stronger
- ✓ Planning and building for growth





Comparison: Property Taxes

	CVA	Niagara Region	City	Education	Total
City of Port Colborne	\$207,501	\$1,411	\$1,929	\$317	\$3,657
Average Local Area Municipality (LAMs)	300,671	1,933	1,600	460	3,993
Median LAMS	268,156	1,742	1,647	409	3,796

The above uses a “simple” calculation for the average and medium of LAM averages, CVA represents all properties and not just single family residents (not on water) as report in previous years. The comparison of property taxes is as of 2021.

Comparison: Property Taxes



	Residential	Commercial	Industrial	Other
Port Colborne	77.8%	10.8%	9.4%	2.0%
LAMs	80.3%	11.9%	4.1%	3.7%

* Excludes Niagara Falls and Wainfleet as their 2019 Financial Information Returns (FIRs) are not yet available.


Comparison: Water and Wastewater Rate



	Avg. Usage	Water	Wastewater	Total	
LAMs	150 m3	\$469	\$589	\$1,040	} \$538
City of Port Colborne	150 m3	\$576	\$1,002	\$1,578	
Next Closest LAM	150 m3	\$523	\$804	\$1,328	} \$250

The above figures are based on 150 m3 and will change as water usage changes

72% of this cost is Niagara Region charges to clean the wastewater. The volume being cleaned is at a ratio of 2.8 m3 per 1 m3 of water billed. Illustrating the majority of wastewater is from inflow and infiltration.



Comparison: Revenue / Expenses



Revenue	Property Taxes	Grants	User Fees/Rate	Other
Port Colborne	46.7%	12.7%	34.9%	5.7%
LAMs	45.2%	8.6%	29.0%	17.2%

Expenses	Salary	Interest Expense	Enviro	Operating
Port Colborne	39.1%	2.4%	24.5%	34.0%
LAMs	40.7%	1.6%	21.1%	36.6%

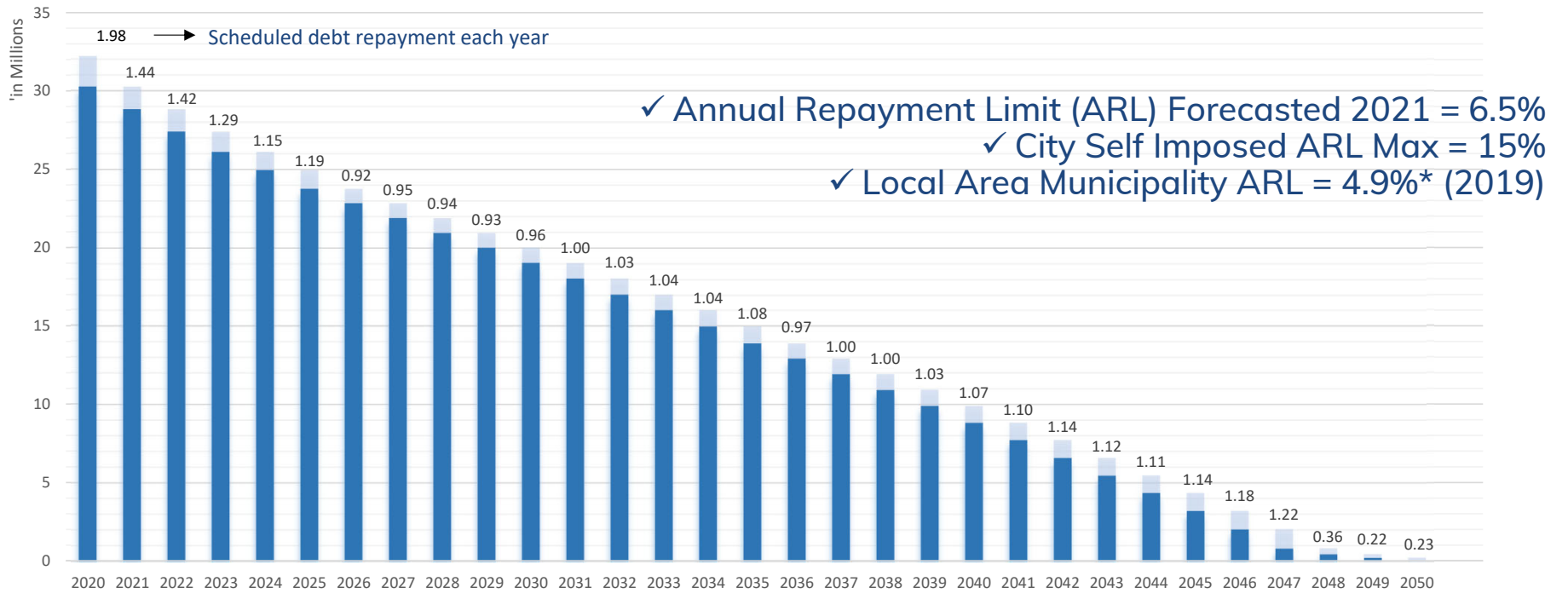
Due to wastewater (arrow pointing to 5.7% in Revenue table)

Due to one-time asset sales (arrow pointing to 17.2% in Revenue table)

Due to wastewater (arrow pointing to 34.0% in Expenses table)

* Excludes Niagara Falls and Wainfleet as their 2019 FIRs are not yet available.

Debt Outlook



* Excludes Niagara Falls and Wainfleet as their 2019 FIRs are not yet available.

Reserve Outlook



	Year End Balance Before Surplus / (Deficit)	2021 Budget	Council Approved Transfers	In-Year Forecast	Forecasted 2021 Year End Balance	Net 2022 Capital and Related Project Budget	Forecasted Reserve Balance
Total Self Sustaining Entities	384,163	-	45,000	(71,393)	357,770	(20,000)	337,770
Total Boards and Committees Reserves	1,126,016	45,000	-	-	1,171,016	(122,500)	1,048,516
Total Self Sustaining Entities	127,247	(55,814)	-	-	71,433	(940,927)	(869,494)
Total General Government	8,020,900	(206,086)	764,115	60,000	8,638,929	(355,000)	8,283,929
Total Capital	4,926,311	722,953	-	(1,408,958)	4,240,306	(176,994)	4,063,312
Total Reserves before WIP	14,584,637	506,053	809,115	(1,420,351)	14,479,454	(1,615,421)	12,864,033
Work-in-progress (WIP)	4,540,195	5,329,738	300,000	(4,142,610)	6,027,323	-	6,027,323
Total Reserves	19,124,832	5,835,791	1,109,115	(5,562,961)	20,506,777	(1,615,421)	18,891,356

Marina Internal Loan



Forecast is before YE surplus / deficit to be provided in the T2 reported in October. Forecast includes proposed internal financing.

A detailed forecast on a reserve by reserve basis will accompany the T2 reporting in October 2022



Progress on 2021 and Prior Capital Budget

Activity	Amount
Approved Budget	10,426,841
Actuals (January - August)	(1,279,111)
Forecast (September - December)	(2,751,982)
	6,395,747
Transfer (to) /from Reserve – Projects Closing Out	(368,425)
WIP on Reserve Slide 18	6,027,323
Repurposed in 2022 Capital and Related Project Budget	(2,498,086)
2021 and Prior Capital and Related Projects Carrying forward to 2022	3,529,237

Detail - Appendix C

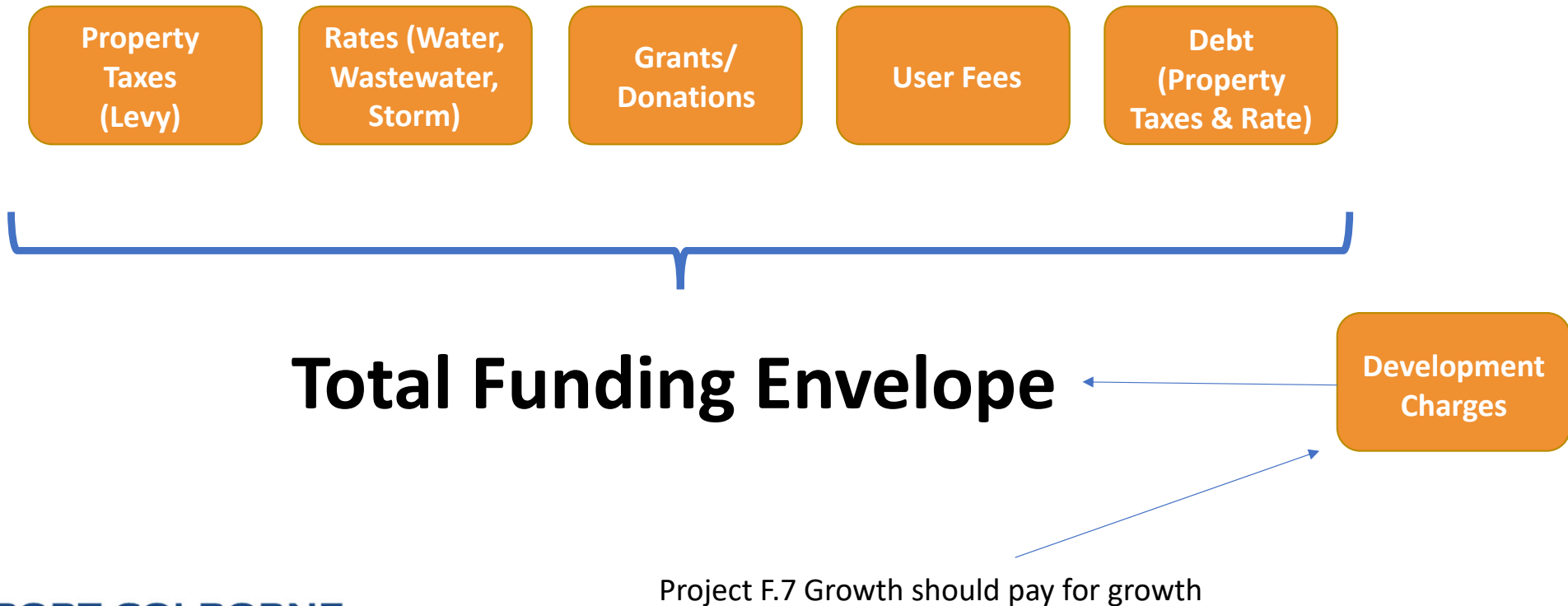
Primarily unallocated rate funding

110 Approved Capital and Related Projects

70 completed or to be completed by year end



Funding Sources



Funding Level – Asset Replacement

Are we investing enough in Asset Replacement?

Comparison of funds available to a subject matter expert's recommendation

\$135.8 Million
Net Book Value of City Owned Tangible Capital Assets

Levy	2,098,669
Rate	1,868,594
Recurring Grants	1,131,877
Debt	2,335,141
Total Funds Available	7,434,281
Less: New Capital Requests Funded by the Above	768,546
Funding Supporting Asset Replacement	6,665,735
Recommended Annual Replacement Spend*	10,802,570
	(4,136,835)

* Per subject matter expert report in 2019. This figure has not been inflation adjusted.

Reason for continuing with a capital growth/“catch-up” factor to increase the capital budget.

Funding Level – Amortization

Are we investing enough in Asset Replacement?

Comparison of funds available to amortization of existing capital assets

\$135.8 Million
Net Book Value of City Owned Tangible Capital Assets

Levy	2,098,669
Rate	1,868,594
Recurring Grants	1,131,877
Debt	2,335,141
Total Funds Available	7,434,281
Less: New Capital Requests Funded by the Above	768,546
Funding Supporting Asset Replacement	6,665,735
Amortization of Existing Capital Assets*	5,652,879
	1,012,856 ✓

* Amortization per December 31, 2020 audited financial statements

Funding Detail

Core Capital Funding Model

Recommended using the Bank of Canada's target instead of current inflation rate

Historically the roads and sidewalk maintenance budgets have been budgeted with capital. After internally discussions the recommendation is to move them to the operating budget.

	2021 Budget	Funding Level Catch-up Factor* (1.75%)**	CPI (2.00%)	Transfer CPI on Debt	New Grant or Other Funding	Donor Funding Completion	Transfer Debt Paid-in-Full	Transfer to Operating Budget	Proposed 2022 Budget
Levy	2,256,540	360,108	45,131	30,136		(125,000)	61,754	(530,000)	2,098,669
Rate									
Storm Sewer	66,031	82,053	1,321	10,716					160,121
Waste Water	608,208	117,716	12,164						738,088
Water	863,748	82,276	17,275	7,086					970,385
Total Rate	1,537,987	282,045	30,760	17,802	-	-	-	-	1,868,594
Grants									
Aggregate Resources (new)					132,540				132,540
Gas Tax	555,355				25,222				580,577
OCIF***	418,760								418,760
Total Recurring Grants	974,115	-	-	-	157,762	-	-	-	1,131,877
Total Non-Debt Funding	4,768,642	642,153	75,891	47,938	157,762	(125,000)	61,754	(530,000)	5,099,140
Debt (Cost of Borrowing)	2,271,895		47,938	(47,938)		125,000	(61,754)		2,335,141
Total Funding	7,040,537	642,153	123,829	-	157,762	-	-	(530,000)	7,434,281

* Funding Level Catch-up Factor relates to non-debt funding only and is meant to gradually minimize the investing in capital shortfall

** Catch-up Factor for Storm Sewer is 10%

*** OCIF = Ontario Community Infrastructure Fund

Timing difference: Impact to the capital and related project funding envelope reverses in 2023/2024 when the debt is repaid.

Projects – Budget Distribution

	2022 Non-Debt Funding				Grants (Prior Year)	Reserves	Previously Approved Unspent	Internal Finance	Other	2022 Budget
	Levy	Rate	Grants	Total						
Facilities	86,000		775,000	861,000	265,000	125,000	78,659		4,352,000	5,681,659
Fleet and Equipment	664,300		19,200	683,500	85,000	1,178,737	136,000		394,263	2,477,500
Information Technology	327,500		367,370	694,870			82,000			776,870
Land Development				-				195,000		195,000
Parks	210,000		837,920	1,047,920	400,000					1,447,920
Planning	183,746		-	183,746		100,254	250,000			534,000
Roads	493,123		1,131,877	1,625,000						1,625,000
Signage	65,000			65,000						65,000
Storm Sewer		110,000		110,000		100,876	338,724			549,600
Wastewater		324,897	650,000	974,897			656,403			1,631,300
Water		266,700	3,666,500	3,933,200			4,300		1,066,800	5,004,300
Total Departments	2,029,669	701,597	7,447,867	10,179,133	750,000	1,504,867	1,546,086	195,000	5,813,063	19,988,149
Library	69,000			69,000						69,000
Museum				-		20,000				20,000
Roselawn				-		122,500				122,500
Total Boards and Committees	69,000	-	-	69,000	-	142,500	-	-	-	211,500
Beaches			500,000	500,000		114,500				614,500
Cemetery				-				130,000		130,000
Marina				-		74,500		712,310		786,810
Total Self-Sustaining Entities	-	-	500,000	500,000	-	189,000	-	842,310	-	1,531,310
Total Before Reserve Transfers	2,098,669	701,597	7,947,867	10,748,133	750,000	1,836,367	1,546,086	1,037,310	5,813,063	21,730,959
Transfer to Capital Levy				-						-
Transfer to Capital Storm		50,121		50,121						50,121
Transfer to Capital Waste Water		703,685		703,685						703,685
Transfer to Capital Water		413,191		413,191						413,191
Total Reserve Transfers	-	1,166,997	-	1,166,997	-	-	-	-	-	1,166,997
Total Capital Budget	2,098,669	1,868,594	7,947,867	11,915,130	750,000	1,836,367	1,546,086	1,037,310	5,813,063	22,897,956

* Previously approved capital budget represents funds approved in the prior year but not yet allocated.



Facilities

Proposed Projects

- A.1 - Bethel Upper Roof Replacement (Bethel Community Centre)
- A.2 - City Hall Roof and Drain Repairs (City Hall)
- A.3 - Fire Panel Replacement (City Hall)
- A.4 - Council Chambers Gallery Seating (City Hall)
- A.5 - Lower Flat Roof Replacement (Museum)
- A.6 - Central Cutter and Panel Section Replacement Solution (VHWC)
- A.7 - Tile replacement (VHWC)
- A.8 - Vale Parking Lot LED Retrofit (VHWC)
- A.9 - Cooling Tower Pan and Gasket Replacement (VHWC)
- A.10 - Sea Container (VHWC)
- A.11 - Exist Right Hand Turn Lane (VHWC)
- A.12 - City Hall AODA Washrooms and Front Counter First Floor (City Hall)
- A.13 - Waterfront Centre (11 King Street)




Funding

2022 Capital Levy	\$ 86,000
Confirmed Grants	1,040,000
Reserves^	125,000
PY Capital*	78,659
2021VHWC Savings/Funding	107,000
Other TBD~	4,245,000

\$5,681,659

^ Tangible Capital Asset Reserve to fund project A.6
 * Funding is not being repurposed rather projects A.1 an A.7 projects have become more involved/costly than anticipated
 ~ Relates to A.13 and may include other grants, sponsorships, potential assessment growth in the surrounding area, user charges/alternative fees and proceeds from City land sales. Staff to come back to Council with plan.



Fleet and Equipment

Proposed Projects

- B.1 - Mobile Column Lifts & Welder
- B.2 - Electric Pallet Jack
- B.3 - Asphalt Hot Box
- B.4 - Records Management
- B.5 - City Hall Second Floor Furniture Replacement
- B.6 - Passenger Truck - Community Safety & Enforcement
- B.7 - 2022 Fleet Replacement
- B.8 - Direct-current fast charger (DCFC) Installation
- B.9 - Fit Tester - Respiratory H&S
- B.10 - Water Rescue Program
- B.11 - Passenger Truck - Municipal Drains
- B.12 - Cube Van - Water/Wastewater
- B.13 - Passenger Truck - Water/Wastewater
- B.14 - On-going Bunker gear replacement

Funding

2022 Capital Levy	\$ 664,300
Confirmed Grants	104,200
Reserves^	1,178,737
PY Capital*	136,000
Future Capital Budgets ~	394,263

\$2,477,500

^ Drains Reserve (\$74,500), Encumbrance Reserve (\$60,000) and Fleet Reserve (\$1,044,237). The Fleet Reserve has accumulated in recent years. This will take the Fleet Reserve to zero.

* Utilizes 2021 Water/Wastewater capital funding previously approved but unallocated.

~ Encumbers 2023 Fleet capital budget recognizing the heavy Fleet identified in project B.7 will take greater than a year to procure.



Information Technology

Proposed Projects

- C.1 - GIS Online Data and Mapping
- C.2 - Route Patrol Software
- C.3 - IT Evergreening
- C.4 - Video Surveillance Program
- C.5 - VHWC & Sportsfields and HH Knoll NRBN WIFI
- C.6 - Lotus migration - phase 1 and building permit software
- C.7 - Council Chambers & CMTE Room 3 Technology Upgrades



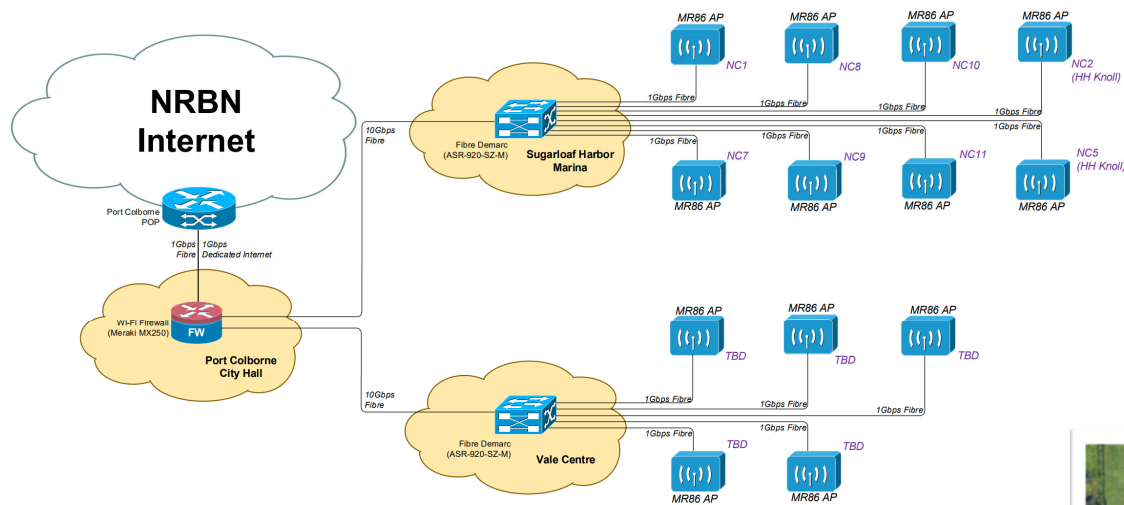
Funding

2022 Capital Levy	\$327,500
Confirmed Grants	367,370
PY Capital*	102,000

\$796,870

* Repurpose funds from project 20C-CS-L55 - IT Server Room Relocation. Funds remaining in that project equal \$78,000 which will allow for the server room to be condense from two to one room on the main floor of City Hall.

Information Technology



Note: Visuals here do not illustrate fibre connectivity within Sugarloaf Marina or VHWC but such connectivity is planned and included in the project.



Industrial Park and Planning

Proposed Projects

- D.1 - Industrial Park - Market Readiness
- F.1 - Regulatory Sign Inventory and Retroreflectivity Assessments
- F.2 - Engineering Design Standards
- F.3 - Marina & Port Colborne Grain Seawall Inspection
- F.4 - Phase 2 Building Condition Assessments
- F.5 - Firelane Survey
- F.6 - Departmental Reviews
- F.7 - Development Charge Review
- F.8 - Downtown CIP - Secondary Plan

Funding

2022 Capital Levy	\$183,746
Reserves^	100,254
PY Capital*	250,000
Internally Financed~	195,000

\$729,000

^ Relates to project F.3 and F.7 from the Tangible Capital Asset reserve. F.7 funds will be recouped through future DC fees and redeposited to the Tangible Capital Asset reserve.

* Funding repurposed from \$1,000,000 previously approved in project 21C-PW-B15, Downtown CIP. This funding will be for project F.8 proposed in the 2022 Capital and Related Project Budget. The available funding balance of project 21C-PW-B15 will be adjusted to \$750,000.

~ Relates to land development costs associated with project D.1. Funds to be recouped from future sale of the industrial park.

Parks



Proposed Projects

- E.1 - Friendship Trail Crossing Upgrades (City Wide)
- E.2 - Welland St to Nickel Beach Trail
- E.3 - Pavilion Pad Replacement (HH Knoll Park)
- E.4 - In Ground Waste Bins (Various)
- E.5 - Main Street Banners
- E.6 - Promenade Improvements (West Street Promenade)
- E.7 - Lock 8 Park Improvements
- E.8 - Lockview Park



Report 2021-194 Parkette at HH Knoll Park (Recently approved by Council on Jul 26, 2021). Approved budget \$150,000 funded eighty percent (80%) or \$120,000 from the Federal Gas Tax fund and twenty percent (20%) or \$30,000 from the 2021 Capital Budget Contingency Fund.



Funding

2022 Capital Levy	\$ 210,000
Confirmed Grants	1,237,920

\$1,447,920

85%

Grant Funded

Parks





Roads and Signage

Proposed Projects

- G.1 - Street Light Repairs
- G.2 - White Road Guiderail Replacement
- G.3 - Rail Crossing Safety Compliance
- G.4 - Laneway and Apron Asphalt
- G.5 - Hawthorne Heights Parking Lot
- G.6 - Annual Asphalt Resurfacing Program
- G.7 - Annual Sidewalk Replacement Program
- G.8 - OSIMS Culvert and Structures Rehabilitation
- G.9 - Fence & Access Gate Installation
- G.10 - Road Culvert Replacements

- H.1 - Service Club Sign
- H.2 - Sign Renewal

Funding

2022 Capital Levy	\$558,123
Aggregate Funding [^]	132,540
Confirmed Grants	999,337

\$1,690,000

[^] The City receives funding annually under a government formula related to aggregate that results from quarry activity. The 2022 Capital and Related budget has budgeted the same amount as received in 2020 (the 2021 balance has not been communicated at this time)

59%

Grant Funded



Storm Sewer

Proposed Projects

- I.1 - Neff Street Outlet Retrofit to Canal
- I.2 - Electrical Motor Soft Start
- I.3 - Two Trailer Mount 6" Diesel Pumps (split costs)
- I.4 - CLI-ECA's Mandatory Sanitary/Storm Studies
- I.5 - Johnston Street Stormwater Pumping Station Upgrades
- I.6 - Johnston Street Stormwater Pond Cleaning and Maintenance

Funding

2022 Storm Sewer Fee	\$110,000
Reserves [^]	100,876
Prior Debenture – Nickel Storm [~]	300,000
PY Capital*	38,724

\$549,600

[^] The 2022 forecast unallocated Storm Sewer reserves is estimated at \$44,800 after the 2022 Capital and Related Project budget allocation and refunds that are anticipated from a report scheduled to come to Council in October to reconsider the Storm Sewer boundary.

[~] The Nickel Storm sewer project came \$573 thousand below the amount requested for debenture. This project will result in a debt substitution leaving \$273 thousand to allocate to a future project.

* Utilizes 2021 Storm Sewer capital funding previously approved but unallocated.



Wastewater

Proposed Projects

- J.1 - Two Trailer Mount 6" Diesel Pumps (split costs)
- J.2 - CLI-ECA's Mandatory Sanitary/Storm Studies
- J.3 - Excavator Bucket
- J.4 - Clarke Area Sanitary Sewer Remediation Project
- J.5 - Clarke Area Inflow and Infiltration Reduction Program



Funding

2022 Wastewater Rate	\$324,897
Applied for Grants†	650,000
PY Capital*	656,403

\$1,631,300

† Should the grant not be received the related project of J.4/J.5 will not move forward.

* Utilizes 2021 Wastewater capital funding previously approved but unallocated.

The 2022 forecast unallocated Wastewater reserves is estimated at \$756,600 after the 2022 Capital and Related Project budget allocations.



Water

Proposed Projects

- K.1 - Excavator Bucket
- K.2 - Watermain Replacement and Looping



Report 2021-205 Erie Street Watermain – (Recently approved by Council on Aug 23, 2021). To replace watermain for \$1,880,000, funded through a combination of previously approved water capital funds (\$362,000 and water reserve funds (\$1,518,000).



Funding

2022 Water Rate	\$ 266,700
Applied for Grant †	3,666,500
PY Capital*	4,300
Future Capital Budgets~	1,066,800

\$5,004,300

† Should the grant not be received the related project of K.2 will not move forward.

* Utilizes 2021 Water capital funding previously approved but unallocated.

~ Encumbers \$266,700 from the 2023, 2024, 2025, and 2026 Water Capital and Related Project budget should project K.2 move forward.

The 2022 forecast unallocated Waste Reserves is estimated at \$748,700 after the 2022 Capital and Related Project budget allocations.



Cultural Block (Library, Museum and Roselawn)

Proposed Projects

Library

- L.1 - Window Seal Remediation
- L.2 - Library Annual Allocation

Museum

- M.1 - Paint Exterior Arabella's , Museum
- M.2 - Hochelaga Repair

Roselawn

- N.1 - Delta Y conversion and Knob and Tube Retrofit
- N.2 - PA System Supplement /Increase
- N.3 - Theatre Entrance Roof Replacement

Funding

2022 Capital Levy	\$ 69,000
Reserves^	142,500

\$211,500

^ Museum Capital Reserve (\$20,000) leaving a balance of \$11,667 and Roselawn Reserve (\$122,500) leaving a balance of \$536,000.



SSE: Cemetery

Proposed Projects


- P.1 - Cemetery Land Acquisition

Funding

Internally Financed* \$130,000

\$130,000

* Funds to be recouped from through cemetery operations. Staff are developing new fees and charges to move the Cemetery towards a self-sustaining operations.




SSE: Beaches

Year in Review

- ✓ COVID-19 limited capacity to 150 guest that pre-registered from outside Port Colborne.
- ✓ Users like the “pace” of the beach.
- ✓ PORTicipate Pass was well received.
- ✓ Beach policies and procedures reduced complaints and vandalism substantially.
- ✓ Amenities, specifically bathrooms requested at Nickel Beach.
- ✓ Pricing at Centennial-Cedar Bay was higher than Nickel Beach.
- ✓ Operating budget figures will be presented to Council on October 11 for Trimester 2, representing the period from opening to August 31. At the time of writing this presentation the revenue and financial budget targets have been achieved.

Initial Planning Thoughts Going Forward

- ✓ COVID-19 impact unknown so plan for it.
- ✓ Limit capacity to 200 guest that pre-registered from outside Port Colborne, current pricing maintained.
- ✓ Introduce for Niagara Region residents, Nickel Beach weekday (excluding holiday) pass that would work the same way as a Port Colborne PORTicipate Pass (e.g. no need to pre-register).
- ✓ Align Centennial-Cedar Bay to Nickel Beach pricing and allow residents from outside of the Niagara Region while maintaining space limits on non-Port Colborne resident.
- ✓ Maintain beach policies and procedures, including staffing at Centennial-Cedar Bay.
- ✓ Introduce the capital projects recommended in the 2022 Capital and Related Project budget.



Beaches

Proposed Projects

- O.1 - Centennial Park Septic Replacement
- O.2 - New Washroom Facilities and Staff/First Aid Building
- O.3 - Perimeter fence installation
- O.4 - New Parkette/Food Vendor Pad

- Projects funded through Vale Community Improvement Fund and Beach reserves which are funded by beach operations

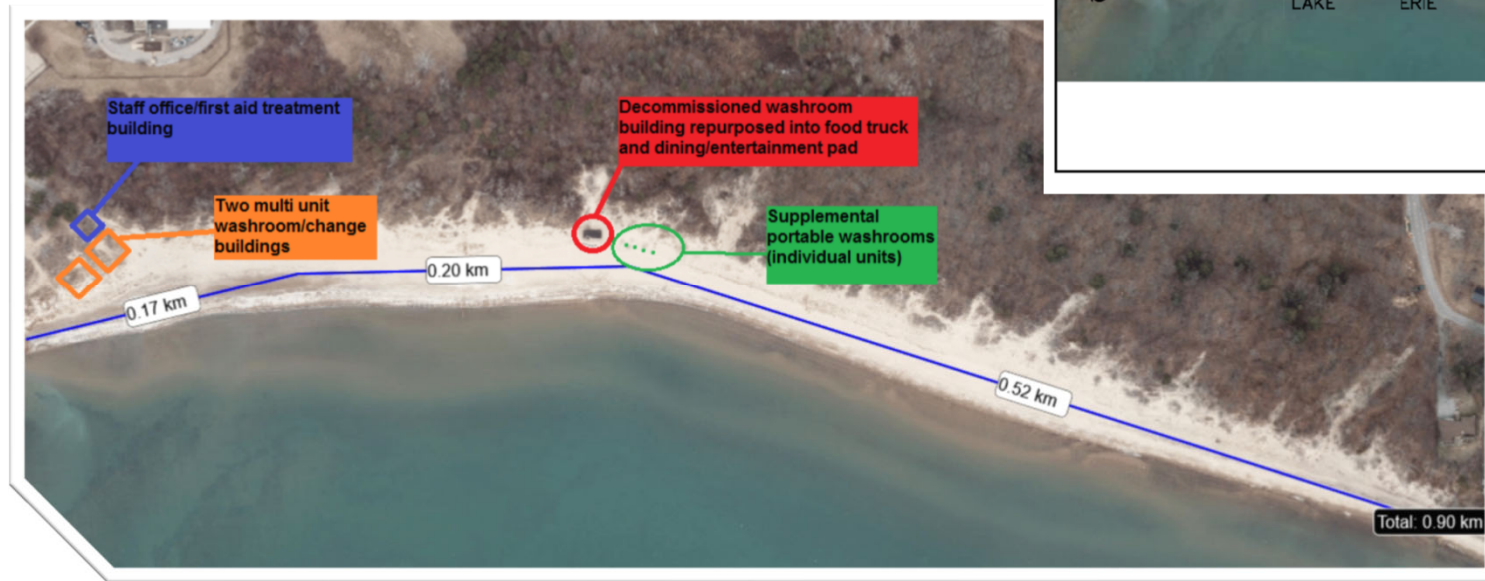
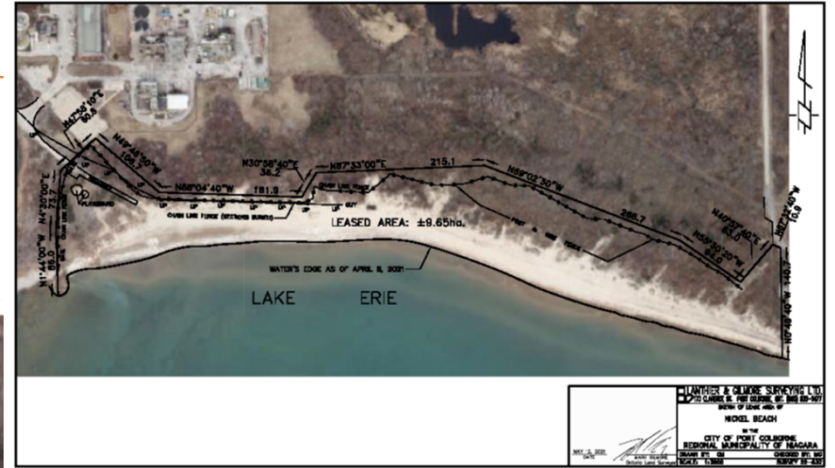
Funding

Confirmed Grants	\$500,000
Reserves [^]	114,500

\$614,500

[^] Funding from Nickel Beach Reserve which is estimated to leave a balance of \$100,500 prior to any potential year end surplus/deficit.

SSE: Beaches





SSE: Sugarloaf Marina

Year in Review

- ✓ COVID-19 delayed opening until the May long weekend.
- ✓ We had 510 seasonal boaters, new record.
- ✓ Council tours were conducted in July/August.
- ✓ Increase in complaints between boaters.
- ✓ Increasing number of boats in summer dry storage.
- ✓ Parking remained a significant concern on busy weekends. There is a proposal in the 2022 Capital and Related Project Budget to move boat storage.
- ✓ Operating budget figures will be presented to Council on October 11 for Trimester 2, representing the period from opening to August 31. At the time of writing this presentation the revenue and financial budget targets are forecasted to be achieved.

Initial Planning Thoughts Going Forward

- ✓ COVID-19 impact unknown so plan for it.
- ✓ Boater contracts of all types to be reviewed along with boaters code of conduct.
- ✓ Options to digitize the registration and payment system being investigated.
- ✓ Marina customer service to remain at the Marina but integrate with the City Hall customer service team.
- ✓ A multi-year financial plan with proposed fees will be presented with the operating budget for consideration on October 28, 2021 .
- ✓ Fee charges to accommodate capital requirements at the Marina will require certain fees to increase between 10% to 15% next year then start to level down to more normalized increases in the following years.
- ✓ Introduce the capital projects recommended in the 2022 Capital and Related Project budget and develop an improvement plan to enhance the fish cleaning station.



Marina

Proposed Projects

- Q.1 - HVAC Roof Top Unit Replacement
- Q.2 - Marina Lagoon Shoreline Repairs
- Q.3 - Fuel Dock (raised concrete pad)
- Q.4 - Telehandler & Attachments
- Q.5 - Dredging Project
- Q.6 - Security Fence, lighting and grading
- Q.7 - Hydro Pedestals replacement
- Q.8 - Sugarloaf Marina NRBN WIFI

Funding

Reserves^	\$ 74,500
Internally Financed*	712,310

\$786,810

^ Funding from Marina Reserve which is estimated to leave a balance of \$88,174 prior to any potential year end surplus/deficit.

* Projects to be funded over 10 Year using internal financing @ a 2% interest rate = \$78,651 per year.

SSE: Sugarloaf Marina

Proposed Projects





Thank You



Recommendation

That the Corporate Service Department, Financial Services Division, Report No. 2021-240 Subject: 2022 Capital and Related Projects Budget, **BE RECEIVED**; and

That the 2022 Capital and Related Projects Budget as outlined in Report 2021-240, **BE APPROVED** and that the projects identified in the 2022 Capital and Related Projects Budget be permitted to begin immediately where feasible; and

That Council delegate authority to the Chief Administrative Officer (CAO) plus one of the Director, Corporate Services/Treasurer or Director, Public Works to award and sign contracts and related documents associated to projects in the 2022 Capital and Related Projects Budget following a procurement process as set out in the City of Port Colborne Procurement Policy, provided the related project has confirmed funding.



		Capital Funding									
		2022 Non-Debt Funding				Grants (Prior Year)	Reserves	Previously approved unspent	Internally Financed	Other	Total
Item	Project Title	Levy	Rate	Grants	Total						
A.1	Bethel Upper Roof Replacement (Bethel Community Centre)	14,000		25,000	39,000	-	-	36,659		-	75,659
A.2	City Hall Roof and Drain Repairs (City Hall)	42,000		-	42,000	-	-	-		-	42,000
A.3	Fire Panel Replacement (City Hall)	13,500		-	13,500	-	-	-		-	13,500
A.4	Council Chambers Gallery Seating (City Hall)			-	-	34,000	-	-		-	34,000
A.5	Lower Flat Roof Replacement (Museum)	16,500		-	16,500	-	-	-		-	16,500
A.6	Central Gutter and Panel Section Replacement Solution (VHWC)			-	-	-	125,000	-		-	125,000
A.7	Tile Replacements - Changeroom (VHWC)			-	-	-	-	42,000		27,000	69,000
A.8	Vale Parking Lot LED Retrofit (VHWC)			-	-	-	-	-		33,000	33,000
A.9	Cooling Tower Pan and Gasket Replacement (VHWC)			-	-	-	-	-		17,000	17,000
A.10	Sea Container Purchase (VHWC)			-	-	-	-	-		11,500	11,500
A.11	Exit Right Hand Turn Lane (VHWC)			-	-	-	-	-		18,500	18,500
A.12	AODA Washrooms & Front Counter (Cifty Hall First Floor)			-	-	231,000	-	-		-	231,000
A.13	Waterfront Centre (11 King Street)			750,000	750,000	-	-	-		4,245,000	4,995,000
Total Capital Requests - Facilities		86,000	-	775,000	861,000	265,000	125,000	78,659	-	4,352,000	5,681,659
B.1	Mobile Column Lifts & Welder	34,500		-	34,500	-	-	-		-	34,500
B.2	Electric Pallet Jack	5,000		-	5,000	-	-	-		-	5,000
B.3	Asphalt Hot Box	60,000		-	60,000	-	-	-		-	60,000
B.4	Records Management			-	-	50,000	60,000	-		-	110,000
B.5	City Hall Second Floor Furniture Replacement			-	-	35,000	-	-		-	35,000
B.6	Passenger Truck - Community Safety & Enforcement	46,000		-	46,000	-	-	-		-	46,000
B.7	2022 Fleet Replacement	406,000		-	406,000	-	1,044,237	-		394,263	1,844,500
B.8	Direct-current fast charger (DCFC) Installation	33,800		19,200	53,000	-	-	-		-	53,000
B.9	Fit Tester - Respiratory Health & Safety	25,000		-	25,000	-	-	-		-	25,000
B.10	Water Rescue Program	30,000		-	30,000	-	-	-		-	30,000
B.11	Passenger Truck - Municipal Drains			-	-	-	74,500	-		-	74,500
B.12	Cube Van - Water/Wastewater			-	-	-	-	90,000		-	90,000
B.13	Passenger Truck - Water/Wastewater			-	-	-	-	46,000		-	46,000
B.14	On-going Bunker gear replacement	24,000		-	24,000	-	-	-		-	24,000
Total Capital Requests - Fleet and Equipment		664,300	-	19,200	683,500	85,000	1,178,737	136,000	-	394,263	2,477,500

		Capital Funding									
		2022 Non-Debt Funding				Grants (Prior Year)	Reserves	Previously approved unspent	Internally Financed	Other	Total
Item	Project Title	Levy	Rate	Grants	Total						
C.1	GIS Online Data and Mapping			-	-	-	-	20,000		-	20,000
C.2	Route Patrol Software			-	-	-	-	12,000		-	12,000
C.3	IT Evergreening	190,000		-	190,000	-	-	-		-	190,000
C.4	Video Surveillance Program	75,000		-	75,000	-	-	-		-	75,000
C.5	VHWC & Sportsfields and HH Knoll NRBN WIFI			269,870	269,870	-	-	-		-	269,870
C.6	Lotus migration - phase 1 and building permit	52,500		97,500	150,000	-	-	-		-	150,000
C.7	Council Chambers & CMTE Room 3 Technolo	10,000		-	10,000	-	-	50,000		-	60,000
Total Capital Requests - Information Technology		327,500	-	367,370	694,870	-	-	82,000	-	-	776,870
D.1	Industrial Park - Market Readiness			-	-	-	-	-	195,000	-	195,000
Total Capital Requests - Land Development		-	-	-	-	-	-	-	195,000	-	195,000
E.1	Friendship Trail Crossing Upgrades (City Wide)	25,000		-	25,000	-	-	-		-	25,000
E.2	Welland St to Nickel Beach Trail	-		487,920	487,920	-	-	-		-	487,920
E.3	Pavilion Pad Replacement (HH Knoll Park)	40,000		-	40,000	-	-	-		-	40,000
E.4	In Ground Waste Bins (Various)	25,000		-	25,000	-	-	-		-	25,000
E.5	Main Street Banners	20,000		-	20,000	-	-	-		-	20,000
E.6	Promenade Improvements (West Street Promenade)	50,000		-	50,000	200,000	-	-		-	250,000
E.7	Lock 8 Park Improvements	50,000		-	50,000	200,000	-	-		-	250,000
E.8	Lockview Park			350,000	350,000	-	-	-		-	350,000
Total Capital Requests - Parks		210,000	-	837,920	1,047,920	400,000	-	-	-	-	1,447,920
F.1	Regulatory Sign Inventory and Retroreflectivity Aseessments	30,000		-	30,000	-	-	-		-	30,000
F.2	Engineering Design Standards	30,000		-	30,000	-	-	-		-	30,000
F.3	Marina & Port Colborne Grain Seawall Inspection	9,746		-	9,746	-	50,254	-		-	60,000
F.4	Phase 2 Building Condition Assessments	49,000		-	49,000	-	-	-		-	49,000
F.5	Firelane Survey	30,000		-	30,000	-	-	-		-	30,000
F.6	Departmental Reviews	35,000		-	35,000	-	-	-		-	35,000
F.7	Development Charge Review			-	-	-	50,000	-		-	50,000
F.8	Downtown CIP - Secondary Plan			-	-	-	-	250,000		-	250,000
Total Capital Requests - Planning		183,746	-	-	183,746	-	100,254	250,000	-	-	534,000

		Capital Funding									
		2022 Non-Debt Funding				Grants (Prior Year)	Reserves	Previously approved unspent	Internally Financed	Other	Total
Item	Project Title	Levy	Rate	Grants	Total						
G.1	Street Light Repairs	22,000		88,000	110,000	-	-	-		-	110,000
G.2	White Road Guiderail Replacement	20,000		80,000	100,000	-	-	-		-	100,000
G.3	Rail Crossing Safety Compliance	30,000		-	30,000	-	-	-		-	30,000
G.4	Laneway and Apron Asphalt	20,000		-	20,000	-	-	-		-	20,000
G.5	Hawthorne Heights Parking Lot	15,000		-	15,000	-	-	-		-	15,000
G.6	Annual Asphalt Resurfacing Program	228,123		843,877	1,072,000	-	-	-		-	1,072,000
G.7	Annual Sidewalk Replacement Program	30,000		120,000	150,000	-	-	-		-	150,000
G.8	OSIMS Culvert and Structures Rehabilitation	50,000		-	50,000	-	-	-		-	50,000
G.9	Fence & Access Gate Installation	8,000		-	8,000	-	-	-		-	8,000
G.10	Road Culvert Replacements	70,000		-	70,000	-	-	-		-	70,000
Total Capital Requests - Roads		493,123	-	1,131,877	1,625,000	-	-	-	-	-	1,625,000
H.1	Service Club Sign	15,000		-	15,000	-	-	-		-	15,000
H.2	Sign Renewal	50,000		-	50,000	-	-	-		-	50,000
Total Capital Requests - Signage		65,000	-	-	65,000	-	-	-	-	-	65,000
I.1	Neff Street Outlet Retrofit to Canal			-	-	-	-	300,000		-	300,000
I.2	Electrical Motor Soft Start			-	-	-	-	5,600		-	5,600
I.3	Two Trailer Mount 6" Diesel Pumps			-	-	-	55,876	18,124		-	74,000
I.4	CLI-ECAs Mandatory Sanitary/Storm Studies			-	-	-	45,000	15,000		-	60,000
I.5	Johnston Street Stormwater Pumping Station Upgrades		35,000	-	35,000	-	-	-		-	35,000
I.6	Johnston Street Stormwater Pond Cleaning and Maintenance		75,000	-	75,000	-	-	-		-	75,000
Total Capital Requests - Storm Sewer		-	110,000	-	110,000	-	100,876	338,724	-	-	549,600
J.1	Two Trailer Mount 6" Diesel Pumps			-	-	-	-	67,000		-	67,000
J.2	CLI-ECAs Mandatory Sanitary/Storm Studies		45,000	-	45,000	-	-	15,000		-	60,000
J.3	Excavator Bucket			-	-	-	-	4,300		-	4,300
J.4	Clarke Area Sanitary Sewer Remediation Project		29,897	400,000	429,897	-	-	570,103		-	1,000,000
J.5	Clarke Area Inflow and Infiltration Reduction Program		250,000	250,000	500,000	-	-	-		-	500,000
Total Capital Requests - Wastewater		-	324,897	650,000	974,897	-	-	656,403	-	-	1,631,300
K.1	Excavator Bucket			-	-	-	-	4,300		-	4,300
K.2	Watermain Replacement and Looping		266,700	3,666,500	3,933,200	-	-	-		1,066,800	5,000,000
Total Capital Requests - Water		-	266,700	3,666,500	3,933,200	-	-	4,300	-	1,066,800	5,004,300

		Capital Funding									
		2022 Non-Debt Funding				Grants (Prior Year)	Reserves	Previously approved unspent	Internally Financed	Other	Total
Item	Project Title	Levy	Rate	Grants	Total						
L.1	Window Seal Remediation	24,000		-	24,000	-	-	-	-	-	24,000
L.2	Library Annual Allocation	45,000		-	45,000	-	-	-	-	-	45,000
Total Capital Requests - Library		69,000	-	-	69,000	-	-	-	-	-	69,000
M.1	Paint Exterior Arabella's , Museum			-	-	-	10,000	-	-	-	10,000
M.2	Hochelaga Repair			-	-	-	10,000	-	-	-	10,000
Total Capital Requests - Museum		-	-	-	-	-	20,000	-	-	-	20,000
N.1	Delta Y conversion and Knob and Tube Retrofit			-	-	-	65,000	-	-	-	65,000
N.2	PA System Supplement /Increase			-	-	-	21,500	-	-	-	21,500
N.3	Theatre Entrance Roof Replacement			-	-	-	36,000	-	-	-	36,000
Total Capital Requests - Roselawn		-	-	-	-	-	122,500	-	-	-	122,500
O.1	Centennial Park Septic Replacement			-	-	-	14,500	-	-	-	14,500
O.2	New Washroom Facilities and Staff/First Aid Building			400,000	400,000	-	100,000	-	-	-	500,000
O.3	Perimeter fence installation			60,000	60,000	-	-	-	-	-	60,000
O.4	New Parkette/Food Vendor Pad			40,000	40,000	-	-	-	-	-	40,000
Total Capital Requests - Beaches		-	-	500,000	500,000	-	114,500	-	-	-	614,500
P.1	Cemetery Land Acquisition			-	-	-	-	-	130,000	-	130,000
Total Capital Requests - Cemetery		-	-	-	-	-	-	-	130,000	-	130,000
Q.1	HVAC Roof Top Unit Replacement			-	-	-	24,500	-	-	-	24,500
Q.2	Marina Lagoon Shoreline Repairs			-	-	-	35,000	-	-	-	35,000
Q.3	Fuel Dock (raised concrete pad)			-	-	-	-	-	110,000	-	110,000
Q.4	Telehandler & Attachments			-	-	-	-	-	252,110	-	252,110
Q.5	Dredging Project			-	-	-	-	-	100,000	-	100,000
Q.6	Security Fence, lighting and grading			-	-	-	-	-	100,000	-	100,000
Q.7	Hydro Pedestals replacement			-	-	-	15,000	-	-	-	15,000
Q.8	Sugarloaf Marina NRBN WIFI			-	-	-	-	-	150,200	-	150,200
Total Capital Requests - Marina		-	-	-	-	-	74,500	-	712,310	-	786,810
Total Capital Requests Before Reserve Transfers		2,098,669	701,597	7,947,867	10,748,133	750,000	1,836,367	1,546,086	1,037,310	5,813,063	21,730,959
Transfer to Capital Levy				-	-	-	-	-	-	-	-
Transfer to Capital Storm			50,121	-	50,121	-	-	-	-	-	50,121
Transfer to Capital Waste Water			703,685	-	703,685	-	-	-	-	-	703,685
Transfer to Capital Water			413,191	-	413,191	-	-	-	-	-	413,191
Total Reserve Transfers		-	1,166,997	-	1,166,997	-	-	-	-	-	1,166,997
Total Capital Budget		2,098,669	1,868,594	7,947,867	11,915,130	750,000	1,836,367	1,546,086	1,037,310	5,813,063	22,897,956

Capital Request A.1

Item	Location	Community Pillars			Corporate Pillars			Rationale					
		1	2	3	1	2	3	1	2	3	4	5	
Bethel Upper Roof Replacment	Bethel Community Centre	✓		✓				✓		✓			

Project Rationale

Bethel Community Centre upper steel roof replacement with historical aspect maintenance considerations. Increase in funding to Supplement the 2022/2023 FCC Grant for this project (\$25,000) as well as remaining BCC roof replacement funding from 20C-PW-L20 (\$36,659). Upper roof is very old and failing due to environmental factors and leaks at various locations throughout the second floor of the main schoolhouse. Historical maintenance is a consideration. The roof should be replaced with a corrugated steel shingle, as is current. Project to include underlay and sheeting where necessary.

Project Funding Source	
Levy	14,000
Rate	
Grant (Other)	25,000
Reserves	
Other (Previously Approved Unspent Capital)	36,659
Total	75,659

Operating On-Going Impact (+/-)	
Levy	
Rate	
Other	
Total	-

Other Project Resourcing / Impact and	
Departments Involved	Public Works
Departments Impacted	Public Works, Corporate Services/Recreation

Project Timelines	
2021	
2022	✓
2023	
2024	

Capital Request A.2

Item	Location	Community Pillars			Corporate Pillars			Rationale				
		1	2	3	1	2	3	1	2	3	4	5
City Hall Roof and Roof Drain Repairs	City Hall			✓				✓		✓		

Project Rationale

Funding for maintenance and repair to areas of flat roof and roof drains / downspouts at City Hall to eliminate leaking and prolong the serviceable life of the roofing system. Current roof system mastik (seam sealants) is cracked and lifting from UV damage and is continually under water/wet. Leaks at 3rd floor offices currently, with the potential imminently to leak into Committee Room 3 and Council Chambers, causing further interior damage. To include revision of rooftop HVAC drains to minimize pooling water and algae growth / clogged drains.

Project Funding Source	
Levy	42,000
Rate	
Grant	
Reserves	
Other	
Total	42,000

Operating On-Going Impact (+/-)	
Levy	
Rate	
Other	
Total	-

Other Project Resourcing / Impact and	
Departments Involved	Public Works
Departments Impacted	Public Works, Corporate Services

Project Timelines	
2021	
2022	✓
2023	
2024	

Capital Request A.3

		Community Pillars			Corporate Pillars			Rationale					
		1	2	3	1	2	3	1	2	3	4	5	
Item	Location												
Fire Panel Replacement	City Hall			✓				✓		✓			

Project Rationale

Replacement of main fire panel and annunciator at City Hall to maintain fire coverage and system reliability. System is at the end of its reliable serviceable life and is beginning to show its age. Main panel product series is now obsolete (Simplex 3100) and devices are not addressible. Replacement required to maintain fire and life safety coverage at the building.

Project Funding Source	
Levy	13,500
Rate	
Grant	
Reserves	
Other	
Total	13,500

Operating On-Going Impact (+/-)	
Levy	
Rate	
Other	
Total	-

Other Project Resourcing / Impact and	
Departments Involved	Public Works
Departments Impacted	Public Works, Corporate Services

Project Timelines	
2021	
2022	✓
2023	
2024	

Capital Request A.4

Item	Location	Community Pillars			Corporate Pillars			Rationale				
		1	2	3	1	2	3	1	2	3	4	5
Council Chambers Gallery Seating	City Hall	✓					✓			✓		

Project Rationale

Replacement of aged (25 years old), fabric gallery seating in council chambers with a modern, cleanable/sanitizable option. This will support future in-person public engagement for meetings, including council meetings, once COVID health and safety parameters permit. Seating is also approx. 25years old and starting to show its age (wear, breakages, etc) Cleanable seating to allow sanitization to address current and future COVID and other social contamination concerns.

Project Funding Source	
Levy	
Rate	
Grant (Grant Prior Year - COVID Grant Funding)	34,000
Reserves	
Other	
Total	34,000

Operating On-Going Impact (+/-)	
Levy	
Rate	
Other	
Total	-

Other Project Resourcing / Impact and	
Departments Involved	Public Works, Corporate Services
Departments Impacted	Corporate Services

Project Timelines	
2021	✓
2022	
2023	
2024	

Capital Request A.5

Item	Location	Community Pillars			Corporate Pillars			Rationale				
		1	2	3	1	2	3	1	2	3	4	5
Lower Flat Roof Replacement	Museum	✓	✓	✓				✓		✓		

Project Rationale

Replace lower flat roof system at the Museum main administrative building. Existing roof is in poor shape and has been identified for replacement to maintain roof integrity and mitigate leaks and water damage, as well as continual maintenance costs. Roof membrane (currently under a PTFE sheet under gravel and tar system) is old and deteriorating due to age and environmental factors.

Project Funding Source	
Levy	16,500
Rate	
Grant	
Reserves	
Other	
Total	16,500

Operating On-Going Impact (+/-)	
Levy	
Rate	
Other	
Total	-

Other Project Resourcing / Impact and	
Departments Involved	Public Works, Museum
Departments Impacted	Public Works, Museum

Project Timelines	
2021	
2022	✓
2023	
2024	

Capital Request A.6

		Community Pillars			Corporate Pillars			Rationale					
		1	2	3	1	2	3	1	2	3	4	5	
Item	Location												
Central Gutter and Panel Section Replacement	Vale Health & Wellness Centre	✓	✓	✓				✓		✓			
Project Rationale													

To pursue an Engineer/Architect to design roof/ appurtenance, for design of full replacement of failed/faulty central gutter system areas (only). Gutter area continues to have residual leaks and requires a more substantial investment solution to properly and finally repair or replace some of the as-built roofing components and eliminate issues completely, while minimizing maintenance and ineffectual solution costs. All other feasible options have been exhausted to address the ongoing leak issues and address initial flaws to as-built of original architectural design.

The City is working on a Community Building Fund grant application to secure some additional funds for this project, as the amount in this request does not include the actual construction costs.

Project Funding Source	
Levy	
Rate	
Grant	
Reserves (Tangible Capital Asset Reserve)	125,000
Other	
Total	125,000

Operating On-Going Impact (+/-)	
Levy	
Rate	
Other	
Total	-

Other Project Resourcing / Impact and	
Departments Involved	Public Works, Corporate Services, Recreation
Departments Impacted	Public Works, Corporate Services/Recreation

Project Timelines	
2021	
2022	✓
2023	✓
2024	

Capital Request A.7

Item	Location	Community Pillars			Corporate Pillars			Rationale				
		1	2	3	1	2	3	1	2	3	4	5
Tile Replacements - Changeroom	Vale Health & Wellness Centre	✓	✓	✓				✓		✓		
Project Rationale												

Replacement of washroom and pool changerroom tiles at VHWC. Large sections of tile have become detached from the block causing health and safety concerns and additional full replacements are now necessary in the common and pool area washroom areas, similar to 14 rooms completed in 2020 on the arena changerroom side. Funding to suppliment \$42,000 from 20C-PW-L37 for capital improvement as per YMCA agreement and to maintain the usability of several public use changerrooms and washrooms in the main areas at VHWC.

A surplus in 2021 is being forecasted resulting from reduced YMCA agreement costs and utilities costs. These cost savings are directly attributable to the reduced usage of the facilities as a result of COVID related health and safety measures.

Project Funding Source	
Levy	
Rate	
Grant	
Reserves	
Other (Previously Approved Unspent Capital)	42,000
Other (2021 Surplus)	27,000
Total	69,000

Operating On-Going Impact (+/-)	
Levy	
Rate	
Other	
Total	-

Other Project Resourcing / Impact and	
Departments Involved	Public Works, Corporate Services
Departments Impacted	Public Works, Corporate Services

Project Timelines	
2021	✓
2022	✓
2023	
2024	

Capital Request A.8

		Community Pillars			Corporate Pillars			Rationale					
		1	2	3	1	2	3	1	2	3	4	5	
Item	Location												
Vale Parking Lot LED Retrofit	Vale Health & Wellness Centre	✓	✓	✓							✓	✓	✓

Project Rationale

LED Retrofit to replace metal halide parking lot light fixtures to reduce maintenance and reduce energy consumption. Current fixtures are double 400-watt metal halide, and consume excessive electricity 365 days a year, while providing minimal acceptable outdoor light. Current lighting has been identified as insufficient and a barrier for visually challenged residents after dusk. Expectant return on investment is approximately 15 years at current utility rates. Potential for rebate funding in 2022.

A surplus in 2021 is being forecasted resulting from reduced YMCA agreement costs and utilities costs. These cost savings are directly attributable to the reduced usage of the facilities as a result of COVID related health and safety measures.

Project Funding Source	
Levy	
Rate	
Grant	
Reserves	
Other (2021 Surplus)	33,000
Total	33,000

Operating On-Going Impact (+/-)	
Levy	(2,200)
Rate	
Other	
Total	(2,200)

Other Project Resourcing / Impact and	
Departments Involved	Public Works
Departments Impacted	Public Works, Corporate Services/Recreation

Project Timelines	
2021	
2022	✓
2023	
2024	

Capital Request A.9

Item	Location	Community Pillars			Corporate Pillars			Rationale				
		1	2	3	1	2	3	1	2	3	4	5
Cooling Tower Pan and Gasket Replacement	Vale Health & Wellness Centre	✓	✓	✓				✓		✓		
Project Rationale												

Replace Failed Cooling Tower lower pan and gaskets at Vale Health and Wellness Centre. Tower leaks due to corrosion and replacement is required. Other maintenance options have been exhausted. Cooling tower system services ice pad compressors as well as building HVAC / cooling systems. Current leakage rate causing increased chemical treatment (and costs) of cooling tower water. Excessive leakage also causes environmental concerns as well as damage to the roofing system(asphalt sheet) in the tower alcove, potentially causing premature failure as well. Previous increases (before interim repairs) due to leaks showed an excess of \$500 in additional water to continually and automatically refill the system and \$340 in additional water treatment chemicals, monthly.

A surplus in 2021 is being forecasted resulting from reduced YMCA agreement costs and utilities costs. These cost savings are directly attributable to the reduced usage of the facilities as a result of COVID related health and safety measures.

Project Funding Source	
Levy	
Rate	
Grant	
Reserves	
Other (2021 Surplus)	17,000
Total	17,000

Operating On-Going Impact (+/-)	
Levy	
Rate	
Other	
Total	-

Other Project Resourcing / Impact and	
Departments Involved	Public Works
Departments Impacted	Public Works, Corporate Services/Recreation

Project Timelines	
2021	
2022	✓
2023	
2024	

Capital Request A.10

		Community Pillars			Corporate Pillars			Rationale					
		1	2	3	1	2	3	1	2	3	4	5	
Item	Location												
Sea Container Purchase	Vale Health & Wellness Centre	✓	✓	✓						✓			
Project Rationale													

Purchase and Installation of a 40' storage container and shelving/lighting to store pumps and other mechanical inventory on-site at 550 Elizabeth. Indoor storage in mechanical areas has become a safety concern, and no other storage is available, on-site or otherwise. This will allow maintenance equipment inventories to be stored securely nearby, to help maintain operations with minimal interruption to services. To be located at rear of building on unused land adjacent behind lawn equipment garage.

A surplus in 2021 is being forecasted resulting from reduced YMCA agreement costs and utilities costs. These cost savings are directly attributable to the reduced usage of the facilities as a result of COVID related health and safety measures.

Project Funding Source	
Levy	
Rate	
Grant	
Reserves	
Other (2021 Surplus)	11,500
Total	11,500

Operating On-Going Impact (+/-)	
Levy	
Rate	
Other	
Total	-

Other Project Resourcing / Impact and	
Departments Involved	Public Works
Departments Impacted	Public Works

Project Timelines	
2021	
2022	✓
2023	
2024	

Capital Request A.11

Item	Location	Community Pillars			Corporate Pillars			Rationale					
		1	2	3	1	2	3	1	2	3	4	5	
Exit Right Hand Turn Lane	Vale Health & Wellness Centre	✓	✓	✓					✓	✓	✓		

Project Rationale

Addition of a right hand turning lane from the North (public) parking lot exit to Elizabeth St. Upgrade to reduce congestion and safety issues with the current single exit lane, now possible with the newly relocated pylon sign (2021). Improved service and safety to residents attending and exiting events at VHWC at volume.

A surplus in 2021 is being forecasted resulting from reduced YMCA agreement costs and utilities costs. These cost savings are directly attributable to the reduced usage of the facilities as a result of COVID related health and safety measures.

Project Funding Source	
Levy	
Rate	
Grant	
Reserves	
Other (2021 Surplus)	18,500
Total	18,500

Operating On-Going Impact (+/-)	
Levy	
Rate	
Other	
Total	-

Other Project Resourcing / Impact and	
Departments Involved	Public Works
Departments Impacted	Public Works, Corporate Services/Recreation

Project Timelines	
2021	
2022	✓
2023	
2024	

Capital Request A.12

Item	Location	Community Pillars			Corporate Pillars			Rationale				
		1	2	3	1	2	3	1	2	3	4	5
AODA Washrooms & Front Counter	City Hall First Floor	✓	✓	✓			✓	✓		✓	✓	
Project Rationale												

This project was previously communicated to Council when the City originally received modernization funding at the end of 2019. Including it in the 2022 budget seeks to formally outline the scope of the project. The project includes a first floor front counter retrofit, a new customer support room beside the front counter, and two AODA compliant washrooms. The washrooms will support community events as City Hall reopens.

Project Funding Source	
Levy	
Rate	
Grant (Grant Prior Year - Original Modernization Fund)	231,000
Reserves	
Other	
Total	231,000

Operating On-Going Impact (+/-)	
Levy	
Rate	
Other	
Total	-

Other Project Resourcing / Impact and	
Departments Involved	Public Works, Corporate Services/Recreation
Departments Impacted	Public Works, Corporate Services/Recreation

Project Timelines	
2021	
2022	✓
2023	
2024	

Capital Request A.13

Item	Location	Community Pillars			Corporate Pillars			Rationale					
		1	2	3	1	2	3	1	2	3	4	5	
Waterfront Centre	11 King Street	✓	✓	✓					✓			✓	
Project Rationale													

A new waterfront centre is being built at the former Public Works yard that will become a cultural and recreational hub, community space, and welcoming centre for cruise ships. The City’s application to the Canada Community Revitalization Fund (CCRF) was successful and the federal government has contributed \$750,000 towards this project. City staff are focused on a site redevelopment plan that includes servicing, landscaping and beautification, signage, parking and pathways to support the new waterfront centre. City staff will be issuing an RFP this fall to retain architectural services to assist in designing the waterfront centre and then an RFP will be issued for the construction of the building. The goal is to have the new waterfront centre opened in May 2023.

City staff are actively pursuing other funding sources including the provincial government, other federal programs, private sector opportunities for naming rights and sponsorships, the potential for assessment growth opportunity in the surrounding area, user charges / alternative fees and proceeds from City land sales. A debenture for a portion of this project is a capital financing strategy that should be considered along with non-tax levy revenues to cover the borrowing costs. Staff are also exploring commercial leasing opportunities and partnerships to help fund the operating costs.

A portion of the capital request will also ensure that the City and the site are ready to welcome over 50 cruise ships starting in May 2022 (COVID health restrictions dependent). More specifically, a tent, tables and chairs are necessary for welcoming passengers and to provide visitor information services. A potable water connection is considered a necessary service to provide cruise ships when berthed at this site. A waste water discharge connection is not as necessary as a potable water connection, but it is still considered advantageous to provide. This request is to initiate phase 1 of a long-term infrastructure plan to service cruise ships for wastewater discharge. The remaining projects included in this project are paving for mobility (and accessibility) purposes, a stone wall for facilitating the two types of water connections, and some landscaping to clean up the site and maintain a tidy appearance.

Project Funding Source	
Levy	
Rate	
Grant (Canada Community Revitalization Fund)	750,000
Reserves	
Other (Staff to Find Alternative Funding)	4,245,000
Total	4,995,000

Operating On-Going Impact (+/-)	
Levy	
Rate	
Other	
Total	-

Other Project Resourcing / Impact and	
Departments Involved	CAO - Economic Development & Tourism
Departments Impacted	Public Works - Engineering

Project Timelines	
2021	
2022	✓
2023	✓
2024	

Capital Request B.1

Item	Location	Community Pillars			Corporate Pillars			Rationale					
		1	2	3	1	2	3	1	2	3	4	5	
Mobile Column Lifts & Welder	Operations Centre	✓		✓					✓			✓	

Project Rationale

This is a request to purchase two mobile column lifts for the mechanics shop. Currently, the mechanics shop has 6 mobile column lifts, of which, four are utilized on a daily basis to lift vehicles for repairs and maintenance. The additional two being requested will allow staff to have two sets of four in use at any given time. This request also includes outfitting the mechanics shop with a welder to expand our mechanics repair options.

Project Funding Source	
Levy	34,500
Rate	
Grant	
Reserves	
Other	
Total	34,500

Operating On-Going Impact (+/-)	
Levy	500
Rate	
Other	
Total	500

Other Project Resourcing / Impact and	
Departments Involved	Public Works
Departments Impacted	Public Works

Project Timelines	
2021	✓
2022	
2023	
2024	

Capital Request B.2

		Community Pillars			Corporate Pillars			Rationale					
		1	2	3	1	2	3	1	2	3	4	5	
Item	Location												
Electric Pallet Jack	Operations Centre	✓				✓				✓			
Project Rationale													

This is a request to purchase an electric pallet jack for Central Stores. Our storekeepers currently use a manual pallet jack to move items to areas where a forklift cannot maneuver. The electric pallet jack is ergonomically safer than the manual version and will reduce strain on the operators.

Project Funding Source	
Levy	5,000
Rate	
Grant	
Reserves	
Other	
Total	5,000

Operating On-Going Impact (+/-)	
Levy	
Rate	
Other	
Total	-

Other Project Resourcing / Impact and	
Departments Involved	Public Works
Departments Impacted	Public Works

Project Timelines	
2021	✓
2022	
2023	
2024	

Capital Request B.3

		Community Pillars			Corporate Pillars			Rationale					
		1	2	3	1	2	3	1	2	3	4	5	
Item	Location												
Asphalt Hot Box	Operations Centre	✓		✓				✓		✓	✓		
Project Rationale													

This is a request to purchase an asphalt hot box and plate tamper for the Roads division. An asphalt hot box allows for the transportation of asphalt from the asphalt plant to multiple sites while keeping the asphalt heated. This will allow staff to repair pot holes and complete small asphalt repairs throughout the City. Pothole repairs will last significantly longer than the current use of a cold mix asphalt which has a short lifespan. Improving City road conditions has long been a priority of City Councils.

Project Funding Source	
Levy	60,000
Rate	
Grant	
Reserves	
Other	
Total	60,000

Operating On-Going Impact (+/-)	
Levy	500
Rate	
Other	
Total	500

Other Project Resourcing / Impact and	
Departments Involved	Public Works
Departments Impacted	Public Works

Project Timelines	
2021	✓
2022	
2023	
2024	

Capital Request B.4

		Community Pillars			Corporate Pillars			Rationale				
Item	Location	1	2	3	1	2	3	1	2	3	4	5
Records Management	City Hall	✓		✓			✓		✓		✓	
Project Rationale												

The Legislative Services Division will begin a corporate wide records management project in 2022. This project will span two years and include an overhaul of the City's paper records filing system including new filing cabinets, a new records retention system, and an electronic records management system. This project will help staff become more efficient in their administrative roles and provide easier access to records for the public. Funding includes previously approved funding for the electronic management system and the additional request in the 2022 budget includes funding to begin to organize the City's paper records.

As this progresses, it is likely there will be ongoing software costs. At this time, those costs are not estimatable.

Project Funding Source	
Levy	
Rate	
Grant (Grant Prior Year - Original Modernization Fund)	50,000
Reserves (Encumbrance Reserve)	60,000
Other	
Total	110,000

Operating On-Going Impact (+/-)	
Levy	
Rate	
Other	
Total	-

Other Project Resourcing / Impact and	
Departments Involved	Legislative Services
Departments Impacted	Corporate Wide

Project Timelines	
2021	
2022	✓
2023	✓
2024	

Capital Request B.5

Item	Location	Community Pillars			Corporate Pillars			Rationale				
		1	2	3	1	2	3	1	2	3	4	5
City Hall Second Floor Furniture Replacement	City Hall	✓		✓		✓	✓		✓	✓	✓	

Project Rationale

Funding from a previously received and unallocated modernization grant will be used to organize the physical structure of the second floor to accommodate second floor staff changes. This funding will be used to purchase several workstations and shape the floor in a workable and presentable manner.

Project Funding Source	
Levy	
Rate	
Grant (Grant Prior Year - Original Modernization Fund)	35,000
Reserves	
Other	
Total	35,000

Operating On-Going Impact (+/-)	
Levy	
Rate	
Other	
Total	-

Other Project Resourcing / Impact and	
Departments Involved	Legislative Services
Departments Impacted	Legislative Services

Project Timelines	
2021	
2022	✓
2023	
2024	

Capital Request B.6

Item	Location	Community Pillars			Corporate Pillars			Rationale					
		1	2	3	1	2	3	1	2	3	4	5	
Passenger Truck - Community Safety & Enforcement	Fire Station	✓							✓			✓	
Project Rationale													

This is a request for a pickup truck for the Community Safety & Enforcement Department. The By-law Division has grown over the last several years and has more people than vehicles. To improve efficiency and response to complaints, an additional vehicle is needed. With By-law and Fire being merged in 2021, Community Safety and Enforcement has determined that a vehicle shared between the Fire and By-law Divisions can accommodate both divisions. The vehicle will be used by By-law for ticketing and enforcement and the Fire Division will use it for training and fire investigations.

Project Funding Source	
Levy	46,000
Rate	
Grant	
Reserves	
Other	
Total	46,000

Operating On-Going Impact (+/-)	
Levy	1,500
Rate	
Other	
Total	1,500

Other Project Resourcing / Impact and	
Departments Involved	Public Works
Departments Impacted	Community Safety & Enforcement

Project Timelines	
2021	
2022	✓
2023	
2024	

Capital Request B.7

		Community Pillars			Corporate Pillars			Rationale				
		1	2	3	1	2	3	1	2	3	4	5
2022 Fleet Replacement	City Wide		✓	✓	☐			✓		✓		

Project Rationale

This request incorporates the need for specific vehicles from the City's fleet to be replaced in 2022. The following vehicles require replacement due to their current condition.

Haul All Waste Vehicle; Est Cost \$225,000

Current vehicle is a 2006 Ford F-550 (Fleet #602). A condition assessment of this vehicle has rated it to be in poor condition. The bin that holds waste is starting to rot through causing waste liquid to leak out of the vehicle. Our fleet team have conducted multiple repairs for it to pass annual safeties. The diesel engine has had numerous malfunctions due to low driving speeds and extended idle time. The side barrel lift, which lifts large and heavy garbage containers, has been removed due to hydraulic hose failures which posed a safety issue as there was risk of the lift dropping a heavy bin while in use. As a result, waste bags are currently transferred manually by staff.

Facilities Van Replacement; Est. Cost \$70,000

Current vehicle is a 2010 Chevrolet Express Cargo Van (Fleet #510). A condition assessment of this vehicle has rated it to be in fair condition. This vehicle will be replaced with a high roof ¾ ton van. The vehicle is starting to show small surface rust. There was small fire in the engine bay due to defective inverter wiring and there is a tear in the driver's seat.

Parks Truck Replacement; Est. Cost \$46,000

Current Vehicle is a 2009 Chevrolet Silverado 1500 (Fleet #606). A condition assessment of this vehicle has rated it to be in poor condition. The driver side rocker panel and floor have rusted through and the transfer case has a small crack. Our fleet team have completed short term repairs to keep this vehicle operational.

Parks Truck Replacement; Est Cost \$55,000

Current vehicle is a 2003 Ford F-150 (Fleet #600). A condition assessment of this vehicle has rated it to be in poor condition. A ¾ ton truck will be purchased in its place to suit current operations. The body is showing signs of wear, excessive rust and body defects are visible. The floor pan is rotted, and the driver's seat is torn.

Roads Truck Replacement; Est Cost \$48,000

Current vehicle is a 2010 Chevrolet Silverado 1500 (Fleet #8). A condition assessment of this vehicle has rated it to be in poor condition. The rocker panels have started to rot from under the vehicle, the driver's floor is rotten, excessive rust and body defects are visible, the seat is worn, and the frame is twisted.

Roads Truck Replacement; Est. Cost \$48,000

Current vehicle is a 2009 Chevrolet Silverado 1500 (Fleet #6). A condition assessment of this vehicle has rated it to be in poor condition. The rocker panels have started to rot from under the vehicle, excessive rust and body defects are visible and the seat is worn to the metal support bracket.

Strategic Planning Crossover Replacement, Est. Cost \$35,000

Current vehicle is a 2008 Pontiac Torrent. A condition assessment of this vehicle has rated it to be in poor condition. The rear wheel well has started to rot and body defects are visible. There is also currently an engine issue with the vehicle.

Dump Truck Replacement; Est. Cost \$325,000

Current vehicle is a 2004 Sterling L7500 (Fleet #23). A condition assessment of this vehicle has rated it to be in poor condition. The sander/salter box has started to rot, and our fleet team has applied multiple patches in order for it to pass annual safeties. The hydraulic system is showing its age with wear and corrosion on the fittings and hoses, and overall weak function. The cross conveyor to send material to the side of the truck is chain driven which has shown signs of stretching and typically causes accuracy issues while setting the appropriate sand/salt distribution quantities. At this time parts for this vehicle are becoming increasingly difficult to source and typically take longer to arrive due to the items not being stocked in the area as Sterling Truck Corporation went out of business in 2009. Delivery of a replacement vehicle is estimated to be in 18-24 months.

Dump Truck Replacement; Est. Cost \$385,000

Current vehicle is a 2007 Sterling L8500 (Fleet #26). A condition assessment of this vehicle has rated it to be in poor condition. This truck will be replaced with a tandem axle truck to suit current operations. The hydraulic system is showing its age with wear and corrosion on the fittings and hoses, and overall weak function. The main conveyor is chain driven which has shown signs of stretching. The electronic spreader is not compatible with our current Advanced Vehicle Logistics system. The interior dash area is cracking and falling apart, and the external fuse panel is deteriorating from being exposed to the elements. Delivery of a replacement vehicle is estimated to be in 18-24 months.

Street Sweeper Replacement: Est. Cost \$415,000

Current vehicle is a 2009 Elgin Whirlwind (Fleet #42). A condition assessment of this vehicle has rated it to be in poor condition. This sweeper has a Nissan chassis and parts in Canada are becoming increasingly more difficult to obtain. The diesel particulate filter has been replaced and continues to have ongoing regeneration issues which has not been able to be repaired by any repair facility, including the dealer. It has an ongoing phantom ABS code which also poses a safety issue. The hydraulic system is showing its age with wear on its hoses and overall weak function. The driver's seat is also ripped.

Roads Backhoe; Est. Cost \$185,000

Current vehicle is a 2013 John Deere 310SK (Fleet #74). A condition assessment of this vehicle has rated it to be in poor condition. This unit has excessive operating hours and wear. This is our main backhoe for winter control events used for both loading sand and salt into the fleet, and clearing snow from our parking lots and laneways throughout the City. The engine is low on power and struggles to operate efficiently. The hydraulic system is showing its age with wear and corrosion on the fittings and hoses and overall weak function. The rear boom has excessive wear. The heat and air conditioner operates intermittently. When this unit goes down for repairs, specifically during winter control events, a rental is required to be used in its place.

Roads Trailer; Est. Cost \$7,500

Current trailer is a 1989 tilt bed trailer that is not roadworthy (Fleet #32). A condition assessment of this vehicle has rated it to be in poor condition. The trailer has a surge brake system that does not operate. The decking needs replacement and the tilt frame is a manual lift with no safety supports.

Project Funding Source	
Levy	406,000
Rate	
Grant	
Reserves (Fleet Reserve)	1,044,237
Other (2023 Capital)	394,263
Total	1,844,500

Operating On-Going Impact (+/-)	
Levy	
Rate	
Other	
Total	-

Other Project Resourcing / Impact and	
Departments Involved	Public Works
Departments Impacted	Public Works

Project Timelines	
2021	
2022	✓
2023	✓
2024	

Capital Request B.8

		Community Pillars			Corporate Pillars			Rationale					
		1	2	3	1	2	3	1	2	3	4	5	
Item	Location												
Direct-current fast charger (DCFC) Installation	Market Square	✓	✓	✓					✓			✓	✓
Project Rationale													

The installation of one DCFC (or Level 3) charging station for electric vehicles (EV) at the Market Square. The charging station would be for public use.

Level 3 EV charging stations refer to Direct Current Fast Charging, which offers the fastest charging speeds. They require the utility company to install a transformer. DCFC stations are a particular draw for EV owners (compared to the lower current options) as the majority of DCFC stations on the market supply 50kW of power, which adds about 80km of range in 20 minutes.

Level 3 EV charging stations are approximately \$48,000 to purchase, and at Market Square, the cost of installation is estimated at \$5,000.

The proposed charging station is a Charge Point Express 250. This model is engineered to fast charge current and next-generation electric cars, buses and trucks (supports current and future global standards, including: CCS1, CCS2 and CHAdeMO - North American, European, and Japanese standards respectively). The station includes 2 self-contained, easily swappable AC (alternate current) to DC (direct current) power modules. This ensures that in the rare instance one module goes down, the station remains operational.

The City's infrastructure should reflect the City's commitment to reduce GHG emissions. Installing DCFC stations not only provides a valuable service to residents and tourist, but allows the City to lead the community in GHG reductions. The charging station would support the tourism industry and the availability to travel to, from and within the City. Placing the stations near the downtown core will allow people to charge vehicles while they explore the area.

Considering that, according to Statistics Canada, seven in ten Canadians who plan to buy a new vehicle within the next five years are likely to buy an electric vehicle (either pure or hybrid), not providing this service may deter tourism.

This initiative also fulfills Fleet Focused Objective #2 Develop a plan for implementing electric vehicle charging facilities to address near and longer-term plans for electrification of transportation in the Greenhouse Gas Emissions Reduction Plan approved by Council in February 2020.

Possible funding of up to 40% for the charger may be available through the Investing in Canada Infrastructure Program in early 2022. The City only intends to move forward with this

project if funding is secured.

Estimated operational costs include electricity and software to ensure cars are moved once they charge.

Staff will come back to Council with future discussion on fees and/or fines for use of the service.

Project Funding Source	
Levy	33,800
Rate	
Grant (Green Energy)	19,200
Reserves	
Other	
Total	53,000

Operating On-Going Impact (+/-)	
Levy	5,000
Rate	
Other	
Total	5,000

Other Project Resourcing / Impact and	
Departments Involved	Public Works
Departments Impacted	Public Works

Project Timelines	
2021	
2022	✓
2023	
2024	

Capital Request B.9

Item	Location	Community Pillars			Corporate Pillars			Rationale				
		1	2	3	1	2	3	1	2	3	4	5
Fit Tester - Respiratory H&S	Fire - Public Works					✓				✓		
Project Rationale												

Fire currently rents a fit testing machine every year and when new recruits are hired to ensure proper fitting of respiratory protection. Two and a half years ago, Public Works, started fit testing their staff with the assistance of the fire department. New staff, including students should be fit tested within the first few weeks of their hire. This is currently not done. This is a shortfall that is recognized in a new respiratory protection program that is currently being developed.

Project Funding Source	
Levy	25,000
Rate	
Grant	
Reserves	
Other	
Total	25,000

Operating On-Going Impact (+/-)	
Levy	(1,800)
Rate	
Other	
Total	(1,800)

Other Project Resourcing / Impact and	
Departments Involved	Public Works, Fire Department
Departments Impacted	Public Works, Fire Department

Project Timelines	
2021	
2022	
2023	✓
2024	

Capital Request B.10

		Community Pillars			Corporate Pillars			Rationale					
		1	2	3	1	2	3	1	2	3	4	5	
Item	Location												
Water Rescue Program	Fire	✓				✓				✓			
Project Rationale													

PCF&ES is finalizing its service review with technical rescue being the final component. Funds would be used to purchase dry suits for spring, summer, fall use. The suits are a safer for the rescuer than the current Mustang suits. Mustangs are not advised for warmer weather rescues. An inflatable Polar 75 water craft would also be purchased. This allows the rescue to paddle on water or walk on thin ice to the victim creating a safer, less physical demanding rescue.

Project Funding Source	
Levy	30,000
Rate	
Grant	
Reserves	
Other	
Total	30,000

Operating On-Going Impact (+/-)	
Levy	
Rate	
Other	
Total	-

Other Project Resourcing / Impact and	
Departments Involved	Public Works, Fire Department
Departments Impacted	Public Works, Fire Department

Project Timelines	
2021	
2022	
2023	✓
2024	

Capital Request B.11

Item	Location	Community Pillars			Corporate Pillars			Rationale					
		1	2	3	1	2	3	1	2	3	4	5	
Passenger Truck - Municipal Drains	Operations Centre			✓					✓				

Project Rationale

A pick up truck is requested for the Heavy Equipment Operator (HEO) in the Municipal Drain Division. To date the HEO has been using a vehicle from the Roads Division. The HEO operates from external sites on a daily basis creating the need for a dedicated vehicle. With the Roads Division now fully staffed the need to transfer the vehicle back and purchase this vehicle arises. The HEO requires a 3/4 ton truck capable of towing attachments and materials for the jobs at hand and also an onboard fuel tank to fuel the equipment that is left on site throughout a project. A trailer will also be purchased in order to tow the equipments attachments at a cost of \$12,000.

Project Funding Source	
Levy	
Rate	
Grant	
Reserves (Drains Reserve)	74,500
Other	
Total	74,500

Operating On-Going Impact (+/-)	
Levy	
Rate	
Other (Drains)	2,500
Total	2,500

Other Project Resourcing / Impact and	
Departments Involved	Public Works
Departments Impacted	Public Works

Project Timelines	
2021	
2022	✓
2023	
2024	

Capital Request B.12

Item	Location	Community Pillars			Corporate Pillars			Rationale					
		1	2	3	1	2	3	1	2	3	4	5	
Cube Van - Water/Wastewater	Operations Centre			✓					✓	✓	✓		
Project Rationale													

A cube van is requested for use in performing maintenance, repairs etc. on the wastewater collection system. A dedicated wastewater vehicle is essential to ensure there is no cross-contamination of drinking water equipment and vehicles. Equipment used on wastewater systems cannot be used on the drinking water system and must be stored separately. The Ministry of Environment, Conservation and Parks would determine that the lack of a separate, dedicated wastewater vehicle is an unacceptable risk to the safety of the drinking water system.

Project Funding Source	
Levy	
Rate	
Grant	
Reserves	
Other (Previously Approved Unspent Capital)	90,000
Total	90,000

Operating On-Going Impact (+/-)	
Levy	
Rate	3,000
Other	
Total	3,000

Other Project Resourcing / Impact and	
Departments Involved	Public Works
Departments Impacted	Public Works

Project Timelines	
2021	
2022	✓
2023	
2024	

Capital Request B.13

Item	Location	Community Pillars			Corporate Pillars			Rationale				
		1	2	3	1	2	3	1	2	3	4	5
Passenger Truck - Water/Wastewater	Operations Centre				✓				✓	✓	✓	
Project Rationale												

A pick up truck is requested for the Water/Wastewater Crew Leader position. The Water/Wastewater Crew Leader position is the only Crew Leader position that does not have a dedicated vehicle. This lack of a dedicated vehicle hampers the ability of the Crew Leader to effectively manage and/or oversee the work of the Water/Wastewater staff in the field, and this position must either use the Water/Wastewater Operations Supervisor’s city vehicle or rely on borrowing a vehicle from other departments.

Project Funding Source	
Levy	
Rate	
Grant	
Reserves	
Other (Previously Approved Unspent Capital)	46,000
Total	46,000

Operating On-Going Impact (+/-)	
Levy	
Rate	1,500
Other	
Total	1,500

Other Project Resourcing / Impact and	
Departments Involved	Public Works
Departments Impacted	Public Works

Project Timelines	
2021	
2022	✓
2023	
2024	

Capital Request B.14

		Community Pillars			Corporate Pillars			Rationale					
		1	2	3	1	2	3	1	2	3	4	5	
Item	Location												
On-Going Bunker gear replacement	Fire Department					✓				✓			
Project Rationale													

As in the past, several Regional Fire Departments jointly tendered bunker gear. The price of the bunker gear has remained relatively stable. This year we would like to replace eight (8) sets of bunker gear, as we have hired six (6) recruits. The current cost of a set of bunker gear purchased through a co-operating purchasing arrangement with other Municipalities is approximately two thousand five hundred dollars (\$3,000). The annual replacement cost of bunker gear is approximately \$24,000.00.

Project Funding Source	
Levy	24,000
Rate	
Grant	
Reserves	
Other	
Total	24,000

Operating On-Going Impact (+/-)	
Levy	
Rate	
Other	
Total	-

Other Project Resourcing / Impact and	
Departments Involved	Fire Department
Departments Impacted	Fire Department

Project Timelines	
2021	
2022	✓
2023	
2024	

Capital Request C.1

Item	Location	Community Pillars			Corporate Pillars			Rationale					
		1	2	3	1	2	3	1	2	3	4	5	
GIS Online Data and Mapping Setup Support	N/A	✓	✓	✓			✓		✓			✓	
Project Rationale													

The City of Port Colborne is in the process of migrating their enterprise GIS to Esri ArcGIS Online technology. Corporate implementation of ArcGIS Online allows organization-wide mapping, analysis, data management, sharing, and collaboration capabilities. Further, ArcGIS Online will provide a data bridge between new business systems (CityWide) and to replace legacy systems such as Lotus Notes databases.

The City has had limited experience publishing web maps and data using ArcGIS Online and intends on leveraging both in departmental focused applications, like CityWide, Survey123, and Collector for ArcGIS data collection and sharing. The implementation of ArcGIS Online provides desktop access to all corporate departments and provides access to the most current GIS asset inventories, and data essential for all departments day-to-day operations.

At the time of preparing this budget, staff are reviewing if this project would be eligible for the Modernization-Intake 3 grant. If eligible, staff will apply.

Ultimately, this project will bring multiple databases together and help leverage databases of the Niagara Region. There is no new cost as the City already pays the associated licensing cost.

Project Funding Source	
Levy	
Rate	
Grant	
Reserves	
Other (Previously Approved Unspent Capital)	20,000
Total	20,000

Operating On-Going Impact (+/-)	
Levy	
Rate	
Other	
Total	-

Other Project Resourcing / Impact and	
Departments Involved	Public Works
Departments Impacted	All Departments

Project Timelines	
2021	
2022	✓
2023	
2024	

Capital Request C.2

Item	Location	Community Pillars			Corporate Pillars			Rationale				
		1	2	3	1	2	3	1	2	3	4	5
Route Patrol Software	Operations Centre	✓	✓	✓	✓				✓	✓	✓	
Project Rationale												

This is a request for the implementation, training, and ongoing annual maintenance fees associated with bringing the CityWide Route Patrol function online. CityWide Route Patrol is an application within our existing work order software that is currently available to staff but was not included within the initial setup of the program. Now that the City's work order system is fully functioning we are able to progress forward with automating our route patrols for the required minimum maintenance standards. A recurring annual support and maintenance fee will impact the Operating Budget and has been included within this request.

Project Funding Source	
Levy	
Rate	
Grant	
Reserves	
Other (Previously Approved Unspent Capital)	12,000
Total	12,000

Operating On-Going Impact (+/-)	
Levy	1,000
Rate	
Other	
Total	1,000

Other Project Resourcing / Impact and	
Departments Involved	Public Works
Departments Impacted	Public Works

Project Timelines	
2021	
2022	✓
2023	
2024	

Capital Request C.3

Item	Location	Community Pillars			Corporate Pillars			Rationale				
		1	2	3	1	2	3	1	2	3	4	5
IT Evergreening	City Wide	✓		✓		✓		✓	✓		✓	
Project Rationale												

The City of Port Colborne has invested in the use of technology to enable efficient and effective delivery of municipal services. The IT evergreening capital request represents the lifecycle replacement of key hardware that supports these activities, which primarily includes workstations (laptops and mobile devices) and telecommunications and computer system infrastructure.

The funding ask of \$190,000 compares to the City's 2020 amortization balance of equipment of \$181,000.

Project Funding Source	
Levy	190,000
Rate	
Grant	
Reserves	
Other	
Total	190,000

Operating On-Going Impact (+/-)	
Levy	
Rate	
Other	
Total	-

Other Project Resourcing / Impact and	
Departments Involved	Corporate Services
Departments Impacted	All Departments

Project Timelines	
2021	
2022	✓
2023	
2024	

Capital Request C.4

Item	Location	Community Pillars			Corporate Pillars			Rationale				
		1	2	3	1	2	3	1	2	3	4	5
Video Surveillance Program	City Wide		✓	✓		✓	✓			✓	✓	
Project Rationale												

Video surveillance has been present at many municipal facilities for a number of years.

The capital and related project budget is recommending fibre be expanded across multiple facilities, including parks which introduce new opportunities for the City.

Currently video surveillance is conducted on or around City facilities which can be expanded. In doing so, the City can take advantage of opportunities to partner with other agencies to promote and improve community safety by implementing video surveillance in other areas of opportunity throughout the City.

Prior to any implementation, staff will report back to Council with policies around the use of video surveillance and the particular locations to be surveilled.

Project Funding Source	
Levy	75,000
Rate	
Grant	
Reserves	
Other	
Total	75,000

Operating On-Going Impact (+/-)	
Levy	
Rate	
Other	
Total	-

Other Project Resourcing / Impact and	
Departments Involved	Corporate Services
Departments Impacted	Corporate Services,

Project Timelines	
2021	
2022	✓
2023	
2024	

Capital Request C.5

		Community Pillars			Corporate Pillars			Rationale					
		1	2	3	1	2	3	1	2	3	4	5	
Item	Location												
Wi-Fi for various public & open spaces	Various	✓	✓	✓		✓			✓	✓	✓		

Project Rationale

City staff along with the City's fiber-optic Internet provider (Niagara Regional Broadband Network, or NRBN) have developed a solution to bring public Wi-Fi services to a number of the City's public & open spaces, including the Vale Health & Wellness Centre, T.A. Lannan Sports Complex, H.H. Knoll Park, Library & cultural grounds, Lock 8 Gateway Park, and Lockview Park.

The implementation associated with the project costs includes the construction of the fiber-optic network to and within these facilities. The constructed network has an expected life span of 40-50 years. The solution is fully operated and managed by NRBN and includes all licensing, maintenance and support.

By provisioning these public Wi-Fi services, the City can move rapidly toward "smart cities" initiatives. An example may be the introduction of sensors on garbage cans to indicate when garbage cans should be emptied instead of physically checking garbage cans up to six times a day.

The operating cost of the system, including the Marina, which is discussed under Q.8, is approximately \$40,000. Historically, the Marina and VHWC paid approximately \$13,500 combined for service that regularly failed. The Marina will budget half the difference, being \$13,250, with the remaining being covered by a recent staff efficiency project to reduce fax line and cell phone costs which is estimated at \$10,000 with the remaining \$3,250 being recommended to be added to the operating budget.

As this project develops, staff will be looking at sponsorships and other opportunities to help cover the remaining \$3,250.

Project Funding Source	
Levy	
Rate	
Grant (Vale CIF)	269,870
Reserves	
Other	
Total	269,870

Operating On-Going Impact (+/-)	
Levy	3,250
Rate	
Other	
Total	3,250

Other Project Resourcing / Impact and	
Departments Involved	Corporate Services
Departments Impacted	Corporate Services,

Project Timelines	
2021	
2022	✓
2023	
2024	

Capital Request C.6

		Community Pillars			Corporate Pillars			Rationale				
		1	2	3	1	2	3	1	2	3	4	5
Business System Review & permitting software	City Wide	✓		✓	✓	✓	✓		✓		✓	✓

Project Rationale

Through the Province’s modernization grant intake 2 process staff received a grant to begin the assessment of City function still using Lotus Notes and plan/begin a transformative migration to leading market application and to implement building permit software to move our permit process from paper to digital, including the ability to process on-line payments. The grant obtained is for \$97,500 and requires a City contribution of \$52,500 should Council approve moving forward with the project. This was the maximum funding Staff understood was available. The project cost has been allocated \$105,000 to the Lotus Notes project and \$45,000 to the building permit software.

In tackling the Lotus Notes project Staff will be assessing current business systems and processes / workflows to look for efficiencies and make recommendations for change where appropriate.

As previously communicated to Council IT is taking a cloud first approach to build redundancy and improve security and access to data moving forward. Accompanying that approach is building organization capacity and functions around common solutions. As Staff continue to plan out the IT environment with this in mind, it has been identified Public Works can also utilize the permit software for permits issued and/or authorized by Public Works. Staff proposed moving Public Work permit application process online at this time would be timely and efficient as synergies can be obtained with the building permit project. The addition of this Public Works project would take the permit project from \$45,000 to \$65,000 and the City’s contribution to this total project from \$52,500 to \$72,500.

On-going operating impacts to migrate from Lotus Notes to other leading platforms is not known at this time as this initial review to assess functions to migrate needs to occur first. The on-going costs of the permit application to City Wide is \$7,500 . The building department through building fees will pay for \$6,000 with the rest relating to Public Works being built into future permit fees.

Project Funding Source	
Levy	52,500
Rate	
Grant (Municipal Moderniza	97,500
Reserves	
Other	
Total	150,000

Operating On-Going Impact (+/-)	
Levy	1,500
Rate	
Other	6,000
Total	7,500

Other Project Resourcing / Impact and	
Departments Involved	Corporate Services, Planning & Development
Departments Impacted	All Departments

Project Timelines	
2021	
2022	✓
2023	
2024	

Capital Request C.7

Item	Location	Community Pillars			Corporate Pillars			Rationale					
		1	2	3	1	2	3	1	2	3	4	5	
Council Chamber & Committee Room 3 Upgrade	City Hall			✓			✓	✓	✓			✓	
Project Rationale													

The City Hall council chambers & executive boardroom contains technology that has exceeded its expected lifecycle. This technology includes audio & video hardware (such as projectors, televisions, display controllers, microphones), associated cabling, and charging/docking accessories.

By ensuring that the meeting room technology is modern and up-to-date, conducting meetings within council chambers and the executive boardroom/emergency operations centre (committee room 3) will occur seamlessly and efficiently.

Project Funding Source	
Levy	10,000
Rate	
Grant	
Reserves	
Other (Previously Approved Unspent Capital)	50,000
Total	60,000

Operating On-Going Impact (+/-)	
Levy	
Rate	
Other	
Total	-

Other Project Resourcing / Impact and	
Departments Involved	Corporate Services
Departments Impacted	All Departments

Project Timelines	
2021	
2022	✓
2023	
2024	

Capital Request D.1

Item	Location	Community Pillars			Corporate Pillars			Rationale				
		1	2	3	1	2	3	1	2	3	4	5
Industrial Park - Market Readiness	Various Locations		✓		✓		✓		✓		✓	
Project Rationale												

The City is running out of serviced industrial land. To meet current and future demand, staff are working on creating more serviced industrial land which will expand the City’s tax base, generate economic activity and other spinoffs, as well as create jobs. To do this various studies, assessments, surveys, and related projects that need to be initiated as part of the development of new industrial parks in the City. The two industrial land sights currently under review are Ramey Road and Invertose Road at the corner of Stonebridge. Specifically, over the next three years the Niagara Region will be bringing servicing under the canal that will help service the City’s 52 acres on Ramey Road. In anticipation of this, there is prep work that needs to be done including survey work, tree removal, environmental site assessments, geotechnical, site servicing plans and road widening.

Internal financing means we will borrow the funds from reserves and repay the funds once the land is sold as industrial.

Project Funding Source	
Levy	
Rate	
Grant	
Reserves	
Other (Internally Financed)	195,000
Total	195,000

Operating On-Going Impact (+/-)	
Levy	
Rate	
Other	
Total	-

Other Project Resourcing / Impact and	
Departments Involved	CAO - Economic Development and Tourism
Departments Impacted	Public Works

Project Timelines	
2021	✓
2022	✓
2023	✓
2024	

Capital Request E.1

Item	Location	Community Pillars			Corporate Pillars			Rationale				
		1	2	3	1	2	3	1	2	3	4	5
Friendship Trail Crossing Upgrades	City Wide		✓	✓			✓	✓	✓	✓	✓	

Project Rationale

This is to provide a consistent and updated standard to each crossing in the rural area from Fares Street to West side Holloway Bay Road. This project includes the replacement of the existing signs with new signs. This would also create better aesthetics for the Canada Summer Games. This will complete the intersections along with the wig-wag upgrades directed in the 2021 capital and related capital budget. Provide safe crossing for pedestrians and cyclist. Upgrade and standardize all crossings to mitigate concerns and issues identified by the community.

Project Funding Source	
Levy	25,000
Rate	
Grant	
Reserves	
Other	
Total	25,000

Operating On-Going Impact (+/-)	
Levy	
Rate	
Other	
Total	-

Other Project Resourcing / Impact and	
Departments Involved	Public Works
Departments Impacted	Public Works

Project Timelines	
2021	
2022	✓
2023	
2024	

Capital Request E.2

Item	Location	Community Pillars			Corporate Pillars			Rationale					
		1	2	3	1	2	3	1	2	3	4	5	
Welland St to Nickel Beach Trail	City Wide		✓	✓					✓	✓	✓		
Project Rationale													

As previously communicated, the City has received a grant from the Canada Community Revitalization Fund and the Vale Community Investment Fund (CIF) to build a trail along Welland Street towards Nickel Beach. This project will expand the City's trail system connecting significant City assets.

Project Funding Source	
Levy	
Rate	
Grant (Canada Community Revitalization Fund)	357,790
Grant (Vale CIF)	130,130
Reserves	
Other	
Total	487,920

Operating On-Going Impact (+/-)	
Levy	
Rate	
Other	
Total	-

Other Project Resourcing / Impact and	
Departments Involved	Public Works
Departments Impacted	Public Works

Project Timelines	
2021	
2022	✓
2023	✓
2024	

Capital Request E.3

		Community Pillars			Corporate Pillars			Rationale					
		1	2	3	1	2	3	1	2	3	4	5	
Item	Location												
Pavilion Pad Replacement	H.H. Knoll Park		✓	✓				✓		✓			

Project Rationale

The concrete pad under the pavilion has multiple cracks running through it that are beyond repair. Staff have currently addressed the issue by parging the cracks which is a short term solution and still poses a safety issue as these repairs eventually fail. Additional reinforcement and depth of the pad will be required due to the area seeing recurring flood events in the fall. This project will eliminate the hazards and increase the aesthetics of the primary pavilion within H.H. Knoll Park.

Project Funding Source	
Levy	40,000
Rate	
Grant	
Reserves	
Other	
Total	40,000

Operating On-Going Impact (+/-)	
Levy	
Rate	
Other	
Total	-

Other Project Resourcing / Impact and	
Departments Involved	Public Works
Departments Impacted	Public Works

Project Timelines	
2021	
2022	✓
2023	
2024	

Capital Request E.4

Item	Location	Community Pillars			Corporate Pillars			Rationale					
		1	2	3	1	2	3	1	2	3	4	5	
In Ground Waste Bins	Various	✓	✓	✓					✓	✓	✓		
Project Rationale													

This is a request for two in ground waste bins. These waste bins are buried directly into the ground providing a large capacity for waste storage similar to a garbage skip but aesthetically pleasing. Staff will work with our waste collection provider in order to determine accessible locations in areas we are experiencing overflowing waste in our existing park bins.

Project Funding Source	
Levy	25,000
Rate	
Grant	
Reserves	
Other	
Total	25,000

Operating On-Going Impact (+/-)	
Levy	3,000
Rate	
Other	
Total	3,000

Other Project Resourcing / Impact and	
Departments Involved	Public Works
Departments Impacted	Public Works

Project Timelines	
2021	
2022	✓
2023	
2024	

Capital Request E.5

		Community Pillars			Corporate Pillars			Rationale					
		1	2	3	1	2	3	1	2	3	4	5	
Item	Location												
Main Street Banners	Operations Centre		✓	✓								✓	
Project Rationale													

This request is to design, purchase, and install new banners for the poles along Main Street West to improve the general aesthetics of the Main Street area.

Project Funding Source	
Levy	20,000
Rate	
Grant	
Reserves	
Other	
Total	20,000

Operating On-Going Impact (+/-)	
Levy	
Rate	
Other	
Total	-

Other Project Resourcing / Impact and	
Departments Involved	Public Works
Departments Impacted	Public Works, Communications

Project Timelines	
2021	
2022	✓
2023	
2024	

Capital Request E.6

		Community Pillars			Corporate Pillars			Rationale					
		1	2	3	1	2	3	1	2	3	4	5	
Item	Location												
Promenade Improvements	West Street Promenade		✓	✓				✓		✓	✓		
Project Rationale													

The existing wood planking along the waters edge of the promenade has met it's life span and is now causing safety concerns as the wood panels break free from their framing and cause trip hazards along the main walkway on West Street. This project will replace the wood planking along the waters edge with concrete in order to create a long term solution.

Project Funding Source	
Levy	50,000
Rate	
Grant (Prior Year Gas Tax)	200,000
Reserves	
Other	
Total	250,000

Operating On-Going Impact (+/-)	
Levy	
Rate	
Other	
Total	-

Other Project Resourcing / Impact and	
Departments Involved	Public Works
Departments Impacted	Public Works

Project Timelines	
2021	
2022	✓
2023	
2024	

Capital Request E.7

Item	Location	Community Pillars			Corporate Pillars			Rationale				
		1	2	3	1	2	3	1	2	3	4	5
Lock 8 Park Improvements	Lock 8 Park		✓	✓				✓	✓	✓	✓	

Project Rationale

This project will provide aesthetic updates to the Lock 8 viewing stand along with resolving plumbing and liner issues with the fountain. The East side of the viewing stand will be landscaped with low maintenance shrubs and trees. A consultant will review the plumbing issues prior to construction to ensure there is easy access, low maintenance, and redundancies in place to resolve and isolate any future issues. The main water line will be buried under the existing walkway and hydro will be brought into the main parks pavilion along with trail replacements as budget will allow. Further included in this budget is a parking lot for the skatepark and a new pavilion (or pavilions budget dependent).

Project Funding Source	
Levy	50,000
Rate	
Grant (Prior Year Gas Tax)	200,000
Reserves	
Other	
Total	250,000

Operating On-Going Impact (+/-)	
Levy	
Rate	
Other	
Total	-

Other Project Resourcing / Impact and	
Departments Involved	Public Works
Departments Impacted	Public Works, Recreation

Project Timelines	
2021	
2022	✓
2023	
2024	

Capital Request E.8

Item	Location	Community Pillars			Corporate Pillars			Rationale					
		1	2	3	1	2	3	1	2	3	4	5	
Lockview Park	Lockview Park		✓	✓					✓			✓	

Project Rationale

As per staff report 2021-095 and 2021-163, a new park is being developed at Lockview Park given the repurposing of Chestnut Park for affordable housing. Staff have created a public engagement plan seeking input on the park amenities and features that residents would like to see. Concept plans will be created in July/August 2021 as well as cost estimates for the new park. It is recommended that this park redevelopment project be a multi-phased project with phase 1 being implemented in the spring/summer of 2022.

As outlined in the additional documents to this budget, this project will include a path to connect the existing path work at Lock 8 Park.

At the time of submitting this budget, the operating impact has not been estimated as the park design is still ongoing and subject to future Council approval.

Project Funding Source	
Levy	
Rate	
Grant (Vale CIF)	350,000
Reserves	
Other	
Total	350,000

Operating On-Going Impact (+/-)	
Levy	
Rate	
Other	
Total	-

Other Project Resourcing / Impact and	
Departments Involved	CAO - Economic Development & Tourism
Departments Impacted	Public Works, Corporate Communications

Project Timelines	
2021	
2022	✓
2023	✓
2024	

Capital Request F.1

Item	Location	Community Pillars			Corporate Pillars			Rationale				
		1	2	3	1	2	3	1	2	3	4	5
Regulatory Sign Inventory and Retroreflectivity Assessments	City wide		✓	✓				✓	✓	✓	✓	
Project Rationale												

The current GIS mapping data for the City's regulatory signs is incomplete and, in some cases, inaccurate. An updated inventory database is required to ensure that all regulatory signs are catalogued and assessed on an annual basis.

The Engineering Department requests to hire a consultant to create the updated database, including individual cataloging of each regulatory sign, while simultaneously performing the required 2022 annual retroreflectivity assessments.

The City is required to assess the retroreflectivity levels of all regulatory signs on an annual basis under the Minimum Maintenance Standards (Ontario Regulation 239/02). Having a consultant create this inventory for the City will fulfill the assessment requirement for 2022 while also making future assessments less time-consuming and more efficient.

Project Funding Source	
Levy	30,000
Rate	
Grant	
Reserves	
Other	
Total	30,000

Operating On-Going Impact (+/-)	
Levy	
Rate	
Other	
Total	-

Other Project Resourcing / Impact and	
Departments Involved	Public Works
Departments Impacted	Public Works

Project Timelines	
2021	
2022	✓
2023	
2024	

Capital Request F.2

Item	Location	Community Pillars			Corporate Pillars			Rationale				
		1	2	3	1	2	3	1	2	3	4	5
Engineering Design Standards	N/A	✓	✓	✓			✓	✓	✓	✓	✓	

Project Rationale

The Engineering Department is requesting budget to hire a consultant through an Request for Proposal to create an Engineering Design Standards manual for use as a guide to provide to developers as well as internally for designing infrastructure projects.

The manual will incorporate all facets of engineering specifications for development, including roadway, water, sewers, stormwater management, streetscaping, and facilities requirements.

The City does not currently have a document that identifies the engineering standards that are expected to be followed. This results in confusion by some developers and multiple submissions being required before reaching an approved design. In addition, without clearly defined processes, many projects employ different methods of achieving work which result in non-uniform infrastructure installations.

Project Funding Source	
Levy	30,000
Rate	
Grant	
Reserves	
Other	
Total	30,000

Operating On-Going Impact (+/-)	
Levy	
Rate	
Other	
Total	-

Other Project Resourcing / Impact and	
Departments Involved	Public Works
Departments Impacted	Public Works

Project Timelines	
2021	
2022	✓
2023	
2024	

Capital Request F.3

Item	Location	Community Pillars			Corporate Pillars			Rationale				
		1	2	3	1	2	3	1	2	3	4	5
Marina & Port Colborne Grain Seawall Inspection	Marina		✓	✓				✓		✓		

Project Rationale

Approximately 1,600m of City-owned seawall surrounding the Marina, a portion of H.H. Knoll Park, and the Port Colborne Grain Terminal is in need of inspection by a qualified engineering consultant. This inspection will also require the work of an underwater dive team.

The engineering consultant will be chosen through a Request for Proposal process. Upon completion of the inspection, a report will be delivered to the City identifying all recommended repairs and reconstruction along with estimated costs for the work.

This work will be co-ordinated with the Marina's proposed planning for potential future dredging of the Marina.

Project Funding Source	
Levy	9,746
Rate	
Grant	
Reserves (Tangible Capital Asset Reserve)	50,254
Other	
Total	60,000

Operating On-Going Impact (+/-)	
Levy	
Rate	
Other	
Total	-

Other Project Resourcing / Impact and	
Departments Involved	Public Works
Departments Impacted	Recreation

Project Timelines	
2021	
2022	✓
2023	
2024	

Capital Request F.4

		Community Pillars			Corporate Pillars			Rationale				
		1	2	3	1	2	3	1	2	3	4	5
Phase 2 - Building Condition Assessments	Secondary Facilities			✓	✓		✓	✓		✓		
Project Rationale												

Phase 2 of the Building Condition Assessments including AODA Accessibility and Designated Substance Surveys at remaining Recreational, Community Service and Marina/ Waterfront Locations (following Phase 1 which included Administrative and Operational Buildings in 2021) DSS and AODA Components for legislated requirement. BCAs to allow active asset replacement and capital planning in the form of a 20-year management plan.

Project Funding Source	
Levy	49,000
Rate	
Grant	
Reserves	
Other	
Total	49,000

Operating On-Going Impact (+/-)	
Levy	
Rate	
Other	
Total	-

Other Project Resourcing / Impact and	
Departments Involved	Public Works
Departments Impacted	Public Works, Fire Department, Corporate Services

Project Timelines	
2021	
2022	✓
2023	
2024	

Capital Request F.5

		Community Pillars			Corporate Pillars			Rationale					
		1	2	3	1	2	3	1	2	3	4	5	
Item	Location												
Firelane Survey	Operations Centre		✓	✓				✓	✓	✓	✓		
Project Rationale													

This is a request to begin the first phase of improvements for City owned Firelanes. This phase will incorporate public consultation and surveying of each City owned Firelane to create typical standards. Based on the public consultation and standards set, staff will create budgetary estimates for the improvements.

Project Funding Source	
Levy	30,000
Rate	
Grant	
Reserves	
Other	
Total	30,000

Operating On-Going Impact (+/-)	
Levy	
Rate	
Other	
Total	-

Other Project Resourcing / Impact and	
Departments Involved	Public Works
Departments Impacted	Public Works

Project Timelines	
2021	
2022	✓
2023	
2024	

Capital Request F.6

		Community Pillars			Corporate Pillars			Rationale					
		1	2	3	1	2	3	1	2	3	4	5	
Item	Location												
Departmental Reviews	City Wide				✓		✓					✓	

Project Rationale

As a check-point between affordability, leading practices, and service level expectations of Council and the public, staff propose a budget of \$35,000 to introduce rotating department reviews. These reviews will be used as a mechanism to guide process improvements, ensure value for money and fulfill grant applications which more often than not require a third party opinion (i.e. recent modernization grants).

Project Funding Source	
Levy	35,000
Rate	
Grant	
Reserves	
Other	
Total	35,000

Operating On-Going Impact (+/-)	
Levy	
Rate	
Other	
Total	-

Other Project Resourcing / Impact and	
Departments Involved	
Departments Impacted	

Project Timelines	
2021	
2022	✓
2023	
2024	

Capital Request F.7

Item	Location	Community Pillars			Corporate Pillars			Rationale					
		1	2	3	1	2	3	1	2	3	4	5	
Development Charge Review	N/A		✓	✓	✓		✓		✓				

Project Rationale

The City's Corporate Leadership Team and Planning staff are recommending that a new DC Background Study be initiated in the fall of 2021 as this will likely be a 6 month process, Council/staff want to ensure that "growth pays for growth" and that we're levying the appropriate DCs to coincide with increased development over the next 5 years. While the cost of the DC Background Study can be recovered through DCs as an eligible expenses, as per the Development Charges Act. It is budgeted here to initially pay for it. When the funds are received through development charges at a future date they will be deposited back to the City's Tangible Capital Assets Reserve.

Project Funding Source	
Levy	
Rate	
Grant	
Reserves (Tangible Capital Asset Reserve)	50,000
Other	
Total	50,000

Operating On-Going Impact (+/-)	
Levy	
Rate	
Other	
Total	-

Other Project Resourcing / Impact and	
Departments Involved	Dec, Enginnering/PW, Corporate Services
Departments Impacted	CAO - Economic Development, Corporate Services

Project Timelines	
2021	
2022	✓
2023	
2024	

Capital Request F.8

Item	Location	Community Pillars			Corporate Pillars			Rationale				
		1	2	3	1	2	3	1	2	3	4	5
Downtown CIP - Secondary Plan	Downtown		✓	✓				✓	✓	✓	✓	
Project Rationale												

The Downtown CIP project (separate from the City's suite of programs and incentives) was approved by Council in September, 2010 and it involves a major revitalization of the City's downtown core including upgrade of hard services as well as streetscape improvements.

In the 2021 capital and related project budget, funding was streamlined to \$1 million for planning/architect/engineering. Staff have reviewed historical planning and recommend Council earmark \$250,000 of that \$1 million for a secondary plan.

A secondary plan needs to be completed to outline a project vision, coordinate project elements, and help determine next steps and resource allocation. Said another way, to do this properly, staff recommend this process to ensure infrastructure built in the downtown CIP doesn't not meet today's standards but also meets the needs of future building 10, 20, and 50 years from now.

Project Funding Source	
Levy	
Rate	
Grant	
Reserves	
Other (Previously Approved Unspent Capital)	250,000
Total	250,000

Operating On-Going Impact (+/-)	
Levy	
Rate	
Other	
Total	-

Other Project Resourcing / Impact and	
Departments Involved	Public Works, Corporate Services, Planning and Development
Departments Impacted	Public Works, Corporate Services, Planning and Development

Project Timelines	
2021	
2022	
2023	✓
2024	

Capital Request G.1

		Community Pillars			Corporate Pillars			Rationale					
		1	2	3	1	2	3	1	2	3	4	5	
Item	Location												
Street Light Repairs	Various locations			✓				✓		✓			
Project Rationale													

Several outstanding infrastructure issues have been identified which are affecting street light operation in various locations, predominantly in the downtown core. The identified areas are as follows:

1. West Street Promenade / Pathway, North of Clarence Street

A cluster of lights along the handrail on the canal wall are powered by an old transformer attached to a dilapidated hydro cage owned by Canadian Niagara Power Inc. and require a new metered feed from the nearest street light on West Street.

2. Clarence Street, West of Elm Street

There is a damaged conduit and cable near the intersection of Clarence Street & Elm Street that is preventing the street light in front of #148 Clarence Street from receiving power. A new conduit will need to be bored and a line pulled to supply power.

3. Clarence Street, East of Elm Street

The power feed to the dual-head street light in front of #111 Clarence Street has a damaged conduit and requires a new conduit to be bored under Clarence Street.

4. Clarence Street at Welland Street, East of the Canal

The feed for two street lights at the intersection of Clarence Street & Welland Street has an identified fault in the conduit and requires attempting to pull a new cable through. If that is not possible a new conduit must be trenched or bored.

5. Main Street West, West of Elm Street

There is an issue with the conduit housing the feed for the street light in front of #199 Neff Street on the south side of Main Street West and requires attempting to pull a new cable through. If that is not possible a new conduit must be bored under Elm Street.

The City is required to repair street lights under the Minimum Maintenance Standards (Ontario Regulation 239/02). As laid out in the regulation, the locations included in this request are deemed to currently be in a "state of repair", which generally means there is no defined timeline for when the repairs must be completed, only that they must be repaired.

The identified issues affecting these street lights will be more costly than typical street light repairs and the annual street light maintenance fund will not be sufficient to cover the costs.

Project Funding Source	
Levy	22,000
Rate	
Grant (Ontario Community Infrastructure Fund)	88,000
Reserves	
Other	
Total	110,000

Operating On-Going Impact (+/-)	
Levy	
Rate	
Other	
Total	-

Other Project Resourcing / Impact and	
Departments Involved	Public Works
Departments Impacted	Public Works

Project Timelines	
2021	
2022	✓
2023	
2024	

Capital Request G.2

Item	Location	Community Pillars			Corporate Pillars			Rationale				
		1	2	3	1	2	3	1	2	3	4	5
White Road Guiderail Replacement	White Road			✓				✓		✓		

Project Rationale

Replace the guiderail on White Road at the rail crossing. Full replacement is required and thus cannot be completed under the maintenance program. Full length of replacement is 100m. MMS for Roadside Safety. Currently the guiderail has completely failed due to the rotted wooden posts it's constructed of. Most of the guiderail is laying on the ground, rendering it useless.

Project Funding Source	
Levy	20,000
Rate	
Grant (Ontario Community Infrastructure Fund)	80,000
Reserves	
Other	
Total	100,000

Operating On-Going Impact (+/-)	
Levy	
Rate	
Other	
Total	-

Other Project Resourcing / Impact and	
Departments Involved	Public Works
Departments Impacted	Public Works

Project Timelines	
2021	
2022	✓
2023	
2024	

Capital Request G.3

Item	Location	Community Pillars			Corporate Pillars			Rationale				
		1	2	3	1	2	3	1	2	3	4	5
Rail Crossing Safety Compliance	City Wide			✓				✓		✓		

Project Rationale

Scope of work include operational requirement to clear vegetation, maintain signages and update safety requirements per Transport Canada Policy and Guideline based on an Engineering review Report. This will supplement 21C-PW-B10 to complete all projects. Compliance requirement as mandated by Transport Canada to inspect and provide the MMS according to the recommendation provided in the Consultant report of 2018.

Project Funding Source	
Levy	30,000
Rate	
Grant	
Reserves	
Other	
Total	30,000

Operating On-Going Impact (+/-)	
Levy	
Rate	
Other	
Total	-

Other Project Resourcing / Impact and	
Departments Involved	Public Works
Departments Impacted	Public Works

Project Timelines	
2021	
2022	✓
2023	
2024	

Capital Request G.4

Item	Location	Community Pillars			Corporate Pillars			Rationale					
		1	2	3	1	2	3	1	2	3	4	5	
Laneway and Apron Asphalt	City Wide			✓				✓				✓	
Project Rationale													

Ensure that all laneways within the urban boundary have a paved asphalt apron and asphalt approach. This will eliminate the maintenance of cleaning up spilled stones onto the sidewalk of each laneway that runs across each laneway for approximately 20 areas.

Project Funding Source	
Levy	20,000
Rate	
Grant	
Reserves	
Other	
Total	20,000

Operating On-Going Impact (+/-)	
Levy	
Rate	
Other	
Total	-

Other Project Resourcing / Impact and	
Departments Involved	Public Works
Departments Impacted	Public Works

Project Timelines	
2021	
2022	✓
2023	
2024	

Capital Request G.5

		Community Pillars			Corporate Pillars			Rationale					
		1	2	3	1	2	3	1	2	3	4	5	
Item	Location												
Hawthorne Heights Parking Lot	Hawthorne Park			✓					✓			✓	
Project Rationale													

Add a parking lot to the Hawthorne Heights park. Currently people are parking on the grass, creating ruts.

Project Funding Source	
Levy	15,000
Rate	
Grant	
Reserves	
Other	
Total	15,000

Operating On-Going Impact (+/-)	
Levy	
Rate	
Other	
Total	-

Other Project Resourcing / Impact and	
Departments Involved	Public Works
Departments Impacted	Public Works

Project Timelines	
2021	
2022	✓
2023	
2024	

Capital Request G.6

Item	Location	Community Pillars			Corporate Pillars			Rationale				
		1	2	3	1	2	3	1	2	3	4	5
Annual Asphalt Resurfacing Program	City Wide		✓	✓				✓		✓		

Project Rationale

Road resurfacing program completed annually. Roads based off our annual asphalt assessment are picked for new top asphalt. Council is encouraged to discuss roads on the list with staff. Future years will be assessed through the Infrastructure Needs Studies with annual review from Operational Supervisors. Annual Program is needed to keep up with aging roads within the City.

This is an increase of 20% over the prior year.

Note: A 2019 asset study recommended the City spend \$3.4 million a year on roads, culverts, sidewalks and related annually starting in 2019.

Project Funding Source	
Levy	228,123
Rate	
Grant (Aggregate)	132,540
Grant (Gas Tax)	580,577
Grant (Ontario Community Infrastructure Fund)	130,760
Reserves	
Other	
Total	1,072,000

Operating On-Going Impact (+/-)	
Levy	
Rate	
Other	
Total	-

Other Project Resourcing / Impact and	
Departments Involved	Public Works
Departments Impacted	Public Works

Project Timelines	
2021	
2022	
2023	
2024	

Capital Request G.7

Item	Location	Community Pillars			Corporate Pillars			Rationale					
		1	2	3	1	2	3	1	2	3	4	5	
Annual Sidewalk Replacement Program	City Wide		✓	✓				✓		✓			
Project Rationale													

The annual sidewalk replacement program picks up areas reviewed by the annual MMS inspection and marks areas with damaged sidewalk panels that are unable to be fixed through minor repairs (i.e. grinding, cement patching, panel lifting). Complaints are also received from residents and put on the list, if necessary. Council is encouraged to discuss sidewalks on the list with staff. Annual project is needed to keep up with an aging sidewalk network to reduce liability on City for tripping hazards and to protect residents from the same.

This is an increase of 20% over the prior year.

Note: A 2019 asset study recommended the City spend \$3.4 million a year on roads, culverts, sidewalks and related annually starting in 2019.

Project Funding Source	
Levy Rate	30,000
Grant (Ontario Community Infrastructure Fund)	120,000
Reserves	
Other	
Total	150,000

Operating On-Going Impact (+/-)	
Levy Rate	
Other	
Total	-

Other Project Resourcing / Impact and	
Departments Involved	Public Works
Departments Impacted	Public Works

Project Timelines	
2021	
2022	✓
2023	
2024	

Capital Request G.8

Item	Location	Community Pillars			Corporate Pillars			Rationale				
		1	2	3	1	2	3	1	2	3	4	5
OSIMS Culvert and Structures Rehabilitation	City Wide			✓				✓		✓		
Project Rationale												

Cost of construction for Minor Rehabilitation of culvert and structures. Rehabilitation may include repair of concrete spalling, sandblasting/sealing of rusted rebars, epoxy filling of cracks, gabion replacement, guiderail adjustment, replacement of safety signages and the like. Compliance requirement under OSIM and MMS

Project Funding Source	
Levy	50,000
Rate	
Grant	
Reserves	
Other	
Total	50,000

Operating On-Going Impact (+/-)	
Levy	
Rate	
Other	
Total	-

Other Project Resourcing / Impact and	
Departments Involved	Public Works
Departments Impacted	Public Works

Project Timelines	
2021	
2022	✓
2023	
2024	

Capital Request G.9

Item	Location	Community Pillars			Corporate Pillars			Rationale				
		1	2	3	1	2	3	1	2	3	4	5
Fence & Access Gate Installation	Rosemount Ave, North of Clarence			✓				✓		✓	✓	
Project Rationale												

This project will install a chainlink fence from the West side of the right of way to the East at the North limit of Rosemount Avenue. Access will be granted through a double swing gate system. Homeowners within the area have, to date, maintained the grassed area behind the Clarence Street properties. As the homeowners are no longer maintaining this area, the City requires access which is currently prevented by the use of concrete blocks. A fence system will allow quick access and also prevent motor vehicles and recreation vehicles from entering the rail property.

Project Funding Source	
Levy	8,000
Rate	
Grant	
Reserves	
Other	
Total	8,000

Operating On-Going Impact (+/-)	
Levy	
Rate	
Other	
Total	-

Other Project Resourcing / Impact and	
Departments Involved	Public Works
Departments Impacted	Public Works

Project Timelines	
2021	
2022	✓
2023	
2024	

Capital Request G.10

Item	Location	Community Pillars			Corporate Pillars			Rationale				
		1	2	3	1	2	3	1	2	3	4	5
Road Culvert Replacements	Various			✓				✓		✓		
Project Rationale												

This request is for the replacement of three road cross culverts that have deteriorated. These culverts are not inspected under the Ontario Structural Inspection Manual and are therefore being presented through a separate budget request.

The culverts to be replaced include:

- Brookfield Road at the Howie Drain
- Brookfield Road at the Henry Drain
- Elm Street at the Cook’s Drain

This is an increase of 20% over the prior year.

Note: A 2019 asset study recommended the City spend \$3.4 million a year on roads, culverts, sidewalks and related annually starting in 2019.

Project Funding Source	
Levy	70,000
Rate	
Grant	
Reserves	
Other	
Total	70,000

Operating On-Going Impact (+/-)	
Levy	
Rate	
Other	
Total	-

Other Project Resourcing / Impact and	
Departments Involved	Public Works
Departments Impacted	Public Works

Project Timelines	
2021	
2022	✓
2023	
2024	

Capital Request H.1

		Community Pillars			Corporate Pillars			Rationale					
		1	2	3	1	2	3	1	2	3	4	5	
Item	Location												
Service Club Sign	City Limit - Highway 140		✓				✓					✓	

Project Rationale

This will allow staff to move forward with the installation of a service club sign at the City limit on Highway 140. This was brought forward through a Councillor request as Highway 140 is the main thoroughfare into the City of Port Colborne. This signage will be regulated by the Ministry of Transportation who will have design control over the aesthetics of the sign.

Project Funding Source	
Levy	15,000
Rate	
Grant	
Reserves	
Other	
Total	15,000

Operating On-Going Impact (+/-)	
Levy	
Rate	
Other	
Total	-

Other Project Resourcing / Impact and	
Departments Involved	Public Works
Departments Impacted	Public Works

Project Timelines	
2021	
2022	✓
2023	
2024	

Capital Request H.2

		Community Pillars			Corporate Pillars			Rationale					
		1	2	3	1	2	3	1	2	3	4	5	
Item	Location												
Sign Renewal	Throughout the City	✓	✓	✓			✓						✓
Project Rationale													

The Signage Renewal project's goal is to evaluate the entire inventory of City signage at parks, trails, facilities, roadways, etc and replace signs where necessary. Updated signage will incorporate the City's new branding, slogans, up-to-date information, and provide the City with a better image. Improving the City's image at various points of interest will benefit the impression received by tourists, investors, and residents. Staff will be applying to the Niagara Regions Public Realm Investment Program in 2022 for funds to contribute to this project. If funds are received they will be added to this project.

Project Funding Source	
Levy	50,000
Rate	
Grant	
Reserves	
Other	
Total	50,000

Operating On-Going Impact (+/-)	
Levy	
Rate	
Other	
Total	-

Other Project Resourcing / Impact and	
Departments Involved	Public Works, Economic Development
Departments Impacted	Public Works, Economic Development

Project Timelines	
2021	✓
2022	✓
2023	✓
2024	

Capital Request I.1

		Community Pillars			Corporate Pillars			Rationale					
		1	2	3	1	2	3	1	2	3	4	5	
Item	Location												
Neff Street Outlet Retrofit to Canal	King Street to Canal			✓				✓		✓			
Project Rationale													

This is to provide long term solution to mitigate storm surcharge and flooding along King Street during major or significant rain events. The budget request will cover design and construction cost. To manage potential liability related to flooding along King Street and in particular concerns related to King and Neff Street storm surcharge.

Multiple in-site repairs have been attempted on the existing storm sewer outlet, however none have been able to resolve the issue. While the exact issues are unknown due to the complexity of having the outlet surveyed (it's mostly underwater and as a result hazardous to enter) its generally understood the ultimate solution is to complete a full rebuild of this outlet. Currently during heavy wet weather events a waster/wastewater crew is sent with pumps to discharge the water manually as the outlet does not drain fast enough to prevent the surcharging of the storm system.

This project is recommended to be funded from the remaining \$573,000 debt issued for the Nickel storm sewer based on anticipated cost that ultimately was not required.

Project Funding Source	
Levy	
Rate	
Grant	
Reserves	
Other (Unallocated Issued Debt)	300,000
Total	300,000

Operating On-Going Impact (+/-)	
Levy	
Rate	
Other	
Total	-

Other Project Resourcing / Impact and	
Departments Involved	Public Works
Departments Impacted	Public Works

Project Timelines	
2021	
2022	✓
2023	
2024	

Capital Request I.2

		Community Pillars			Corporate Pillars			Rationale				
		1	2	3	1	2	3	1	2	3	4	5
Electrical Motor Soft Start	Scholfield Pumping Station			✓						✓	✓	

Project Rationale

Purchase and Installation of an 25hp electrical soft start to maintain reliability and minimize electrical overcurrent, as well as damage and reduced maintainance of the pump and associated infrastructure. Reduction in risk of unexpected and/or sudden pump failures, and potential area flooding. The municipal watershed drainage pump services the Rosedale area neighbourhood and provides water evacuation and mitigates flooding to area homes. The pump currently jerks very hard upon startup, causing electrical spikes and pysical stress to the exit piping underground. AN electrical soft start would reduce the liklihood of premature damage to teh electrical components, pump, and all associated mechanical connecitons.

Project Funding Source	
Levy	
Rate	
Grant	
Reserves	
Other (Previously Approved Unspent Capital)	5,600
Total	5,600

Operating On-Going Impact (+/-)	
Levy	
Rate	
Other	
Total	-

Other Project Resourcing / Impact and	
Departments Involved	Public Works
Departments Impacted	Public Works

Project Timelines	
2021	✓
2022	✓
2023	
2024	

Capital Request I.3

Item	Location	Community Pillars			Corporate Pillars			Rationale				
		1	2	3	1	2	3	1	2	3	4	5
Two Trailer Mount 6" Diesel Pumps	City Wide			✓						✓	✓	

Project Rationale

This request is for two 6" trailer mount diesel pumps for use during significant rain fall events to be used to by-pass the sanitary sewer to avoid sanitary back ups in areas like Bartok and to alleviate stormwater flooding in areas like the King and Neff area. One of the pumps requested would have a float system and variable frequency drive, suited to a stormwater pumping application for the Neff outfall. Currently the City only has one 6" pump to respond to heavy rainfall events and when multiple locations require pumping, the lack of pumps hampers response time.

During the July 17th 2021 heavy rainfall event, pumping of the sanitary sewer and storm sewer was required in several locatins, with only one 6" pump that had to be moved between various areas. At least 70 homes in the City, particularly in the Bartok and Clarke Street areas, experienced sanitary backups into their homes causing significant damages. There was also stormwater flooding in the King and Neff area.

The lack of available equipment may have contributed to these damages, and with the increasing frequency of significant rainfall events, the purchase of 2 additional pumps will assist the City in being better prepared and able to respond and minimize damages.

Note: This same project is noted as J.1 under Wastewater where an additional \$67,000 is recommended for funding. The total project cost is \$141,000.

Project Funding Source	
Levy	
Rate	
Grant	
Reserves (Storm Reserve)	55,876
Other (Previously Approved Unspent Capital)	18,124
Total	74,000

Operating On-Going Impact (+/-)	
Levy	
Rate	
Other	
Total	-

Other Project Resourcing / Impact and	
Departments Involved	Public Works
Departments Impacted	Public Works

Project Timelines	
2021	✓
2022	✓
2023	
2024	

Capital Request I.4

Item	Location	Community Pillars			Corporate Pillars			Rationale				
		1	2	3	1	2	3	1	2	3	4	5
CLI-ECAs Mandatory Sanitary/Storm Studies	City Wide			✓			✓			✓		
Project Rationale												

This is a mandatory requirement through legislation. The Province is moving to a Consolidated Linear Infrastructure (CLI) for storm and sanitary Environmental Compliance Approvals (ECA) and the City is required to apply by the end of January 2022. This will be similar to the Drinking Water Works Permit process and will allow the City to complete work under these new ECAs. The City will be required to comply with the new legislation within given time frames that are still being confirmed, but likely range from 1-3 years upon issuance of the ECA. As part of this, the City will be required to conduct studies related to the Sanitary and Storm infrastructure and will require external consultants for some of this work. Examples of the reports required: Source Water Report, Wet Weather Flows, updated Sewer model, Pollution Control Plan, Monitoring Plan, Sewer Catchment Asset Inventory.

Currently, the Source Water report monitoring plan, and assessment of wet weather flows would be required within 18 months. Additional funds will be required in subsequent budgets to meet the study deadlines stated in the approvals.

Note: This same project is noted as J.2 under Wastewater where an additional \$60,000 is recommended for funding. The total project cost is \$120,000.

Project Funding Source	
Levy	
Rate	
Grant	
Reserves (Storm Reserve)	45,000
Other (Previously Approved Unspent Capital)	15,000
Total	60,000

Operating On-Going Impact (+/-)	
Levy	
Rate	
Other	
Total	-

Other Project Resourcing / Impact and	
Departments Involved	Public Works
Departments Impacted	Public Works

Project Timelines	
2021	
2022	✓
2023	
2024	

Capital Request I.5

		Community Pillars			Corporate Pillars			Rationale					
		1	2	3	1	2	3	1	2	3	4	5	
Item	Location												
Johnston Street Stormwater Pumping Station Upgrades	Johnston Street Pumping Station			✓				✓	✓	✓			
Project Rationale													

The Johnston Street Stormwater Pumping Station is a key component of the Colborne Area Storm Sewershed that is bounded by Killaly St East, McRae Avenue, Friendship Trail and approximately 150m east of James Street that services just over 450 homes. This system was constructed in 1999 to address frequent basement flooding occurring due to a lack of storm sewers. The Pumping Station pumps all of the stormwater collected from this area to the Welland Canal. Critical upgrades to the pumps in the pumping station are required. Current deficiencies hamper the ability of staff to replace pumps in the event of a failure during a storm event, making these homes vulnerable to flooding.

The requested budget will fund the following upgrades and ensure that pumping can continue uninterrupted:

- replacement of the pump guide rail system
- purchase the "shoe" adapters for the existing spare 10" pumps (to enable them to be replaced from above - if the pump(s) fail during a storm, the pumpwell will be full of water and would only be able to be replaced by calling in commercial divers)
- installing the spare pumps and removing the existing pumps and sending them out to be rebuilt and returned as spares
- reprogramming the system to alternate pump usage (currently the same pump always runs first, so it has much more use and wear than the second pump)

Project Funding Source	
Levy	
Rate	35,000
Grant	
Reserves	
Other	
Total	35,000

Operating On-Going Impact (+/-)	
Levy	
Rate	
Other	
Total	-

Other Project Resourcing / Impact and	
Departments Involved	Public Works
Departments Impacted	Public Works

Project Timelines	
2021	
2022	✓
2023	
2024	

Capital Request I.6

Item	Location	Community Pillars			Corporate Pillars			Rationale				
		1	2	3	1	2	3	1	2	3	4	5
Johnston Street Stormwater Pond Cleaning and Maintenance	Johnston Street Pumping Station			✓				✓	✓	✓		
Project Rationale												

The Johnston Street Stormwater Pond is a key component of the Colborne Area Storm Sewershed that is bounded by Killaly St East, McRae Avenue, Friendship Trail and approximately 150m east of James Street that services just over 450 homes. This system was constructed in 1999 to address frequent basement flooding occurring due to a lack of storm sewers. The Stormwater Pond collects all of the stormwater from this area and acts as a retention pond to hold water to gradually release it to the pumping station which pumps the stormwater to the Welland Canal.

The stormwater pond has not been maintained in a number of years, and the capacity of the pond has been impacted by sediment accumulation and being overrun with invasive plants, called Phragmites. Budget is being requested to engage the services of a contractor to asses the current status of the stormwater pond and remove the accumulated sediment and vegetation to regain the lost capacity. With the increased frequency of intense rainfall events, it is imperative that the stormwater pond be maintained to maximize capacity. It will also be a requirement of the City's Consolidated Linear Infrastructure Environmental Compliance Approval for the stormwater system (anticipated to be issued in late Q1, early Q2 of 2022), to develop a maintenance and inspection program for stormwater ponds. Ongoing operating budget requests will be forthcoming for 2023 onward.

Project Funding Source	
Levy	
Rate	75,000
Grant	
Reserves	
Other	
Total	75,000

Operating On-Going Impact (+/-)	
Levy	
Rate	
Other	
Total	-

Other Project Resourcing / Impact and	
Departments Involved	Public Works
Departments Impacted	Various

Project Timelines	
2021	
2022	✓
2023	
2024	

Capital Request J.1

Item	Location	Community Pillars			Corporate Pillars			Rationale				
		1	2	3	1	2	3	1	2	3	4	5
Two Trailer Mount 6" Diesel Pumps	City Wide			✓						✓	✓	

Project Rationale

This request is for two 6" trailer mount diesel pumps for use during significant rain fall events to be used to by-pass the sanitary sewer to avoid sanitary back ups in areas like Bartok and to alleviate stormwater flooding in areas like the King and Neff area. One of the pumps requested would have a float system and variable frequency drive, suited to a stormwater pumping application for the Neff outfall. Currently the City only has one 6" pump to respond to heavy rainfall events and when multiple locations require pumping, the lack of pumps hampers response time.

During the July 17th 2021 heavy rainfall event, pumping of the sanitary sewer and storm sewer was required in several locatins, with only one 6" pump that had to be moved between various areas. At least 70 homes in the City, particularly in the Bartok and Clarke Street areas, experienced sanitary backups into their homes causing significant damages. There was also stormwater flooding in the King and Neff area.

The lack of available equipment may have contributed to these damages, and with the increasing frequency of significant rainfall events, the purchase of 2 additional pumps will assist the City in being better prepared and able to respond and minimize damages.

Note: This same project is noted as I.3 under Storm Sewer where an additional \$74,000 is recommended for funding. The total project cost is \$141,000.

Project Funding Source	
Levy	
Rate	
Grant	
Reserves	
Other (Previously Approved Unspent Capital)	67,000
Total	67,000

Operating On-Going Impact (+/-)	
Levy	
Rate	
Other	
Total	-

Other Project Resourcing / Impact and	
Departments Involved	Public Works
Departments Impacted	Public Works

Project Timelines	
2021	✓
2022	✓
2023	
2024	

Capital Request J.2

Item	Location	Community Pillars			Corporate Pillars			Rationale				
		1	2	3	1	2	3	1	2	3	4	5
CLI-ECAs Mandatory Sanitary/Storm Studies	City Wide			✓			✓			✓		
Project Rationale												

This is a mandatory requirement through legislation. The Province is moving to a Consolidated Linear Infrastructure (CLI) for storm and sanitary Environmental Compliance Approvals (ECA) and the City is required to apply by the end of January 2022. This will be similar to the Drinking Water Works Permit process and will allow the City to complete work under these new ECAs. The City will be required to comply with the new legislation within given time frames that are still being confirmed, but likely range from 1-3 years upon issuance of the ECA. As part of this, the City will be required to conduct studies related to the Sanitary and Storm infrastructure and will require external consultants for some of this work. Examples of the reports required: Source Water Report, Wet Weather Flows, updated Sewer model, Pollution Control Plan, Monitoring Plan, Sewer Catchment Asset Inventory.

Currently, the Source Water report monitoring plan, and assessment of wet weather flows would be required within 18 months. Additional funds will be required in subsequent budgets to meet the study deadlines stated in the approvals.

Note: This same project is noted as I.4 under Storm Sewer where an additional \$60,000 is recommended for funding. The total project cost is \$120,000.

Project Funding Source	
Levy	
Rate	45,000
Grant	
Reserves	
Other (Previously Approved Unspent Capital)	15,000
Total	60,000

Operating On-Going Impact (+/-)	
Levy	
Rate	
Other	
Total	-

Other Project Resourcing / Impact and	
Departments Involved	Public Works
Departments Impacted	Public Works

Project Timelines	
2021	
2022	✓
2023	
2024	

Capital Request J.3

Item	Location	Community Pillars			Corporate Pillars			Rationale					
		1	2	3	1	2	3	1	2	3	4	5	
Excavator Bucket	City Wide	✓		✓	✓		✓				✓		

Project Rationale

Purchase a new or used 24 " close spade digging bucket with side cutters for the new Cat 320 excavator.

This bucket will help to efficiently dig water/sewer/ storm breaks. This bucket when purchased will get approximately 20 years of service with no maintenance required. Our smallest bucket that we own now is a 46 inch bucket which is too large for some excavations.

Note: There is also a project identified under Water as K.1 that is the half of this project. The total project cost is \$8,600.

Project Funding Source	
Levy	
Rate	
Grant	
Reserves	
Other (Previously Approved Unspent Capital)	4,300
Total	4,300

Operating On-Going Impact (+/-)	
Levy	
Rate	
Other	
Total	-

Other Project Resourcing / Impact and	
Departments Involved	Public Works
Departments Impacted	Public Works

Project Timelines	
2021	
2022	✓
2023	
2024	

Capital Request J.4

		Community Pillars			Corporate Pillars			Rationale				
		1	2	3	1	2	3	1	2	3	4	5
Clarke Area Sanitary Sewer Remediation Project	East side sanitary network, north of Killaly St E			✓				✓		✓		
Project Rationale												

The City will apply for funding through the Disaster Mitigation and Adaptation Fund. This program will provide 40% federal funding for public infrastructure projects designed to mitigate current and future climate-related risks and disasters triggered by climate change such as floods. The balance of the funding (60%) is the responsibility of the municipality.

The project that will be submitted for this funding is the remediation of sanitary sewer assets in the Clarke Area sanitary sewershed to decrease the amount of infiltration entering the sanitary sewer system, therefore reducing the risk of sanitary sewer backups during extreme rainfall events. The Clarke Area is roughly the entire area of the sanitary collection system east of the Welland Canal, north of Killaly Street East. This project will involve repairing deficiencies in sanitary sewer pipes, either through grouting and spot repairs, or through full-length pipe lining methods (a much more cost effective alternative to pipe replacement) and will also involve repairing deficient maintenance holes by grouting and spot repairs and/or lining or full replacement.

The City has been battling increasing levels of inflow and infiltration (I&I) over the past 30 years and the Clarke Area sewershed was identified in the 2007 Pollution Control and Infrastructure Study as a priority area to investigate and remediate sources of I&I, and the excessive basement flooding that occurred in this area on July 17, 2021 also indicates that this area should be a priority to address the sources of I&I that caused the Region’s Pumping Station to be overwhelmed and the sanitary sewers to back up. The proposed remediation efforts will address extensive infiltration in the Clarke Area sanitary sewershed through deficient maintenance holes and/or sanitary sewer pipes.

This project will complement the Clarke Area Inflow and Infiltration Reduction Program that is proposed for 2022 and, pending funding from Niagara Region, will primarily focus on identifying and remediating inflow sources from private side connections (i.e. roof leaders, foundation drains, sump pump connections)

If the City is successful at receiving funding for the project, CCTV inspection records, maintenance hole inspection records and records of any known or discovered private side connections will be reviewed to finalize where and what remediation is required. Tender documents will be released in 2022, with remediation efforts anticipated to be completed in late 2022/early 2023.

Project Funding Source	
Levy	
Rate	29,897
Grant (Disaster Mitigation and Adaptation Fund)	400,000
Reserves	
Other (Previously Approved Unspent Capital)	570,103
Total	1,000,000

Operating On-Going Impact (+/-)	
Levy	
Rate	
Other	
Total	-

Other Project Resourcing / Impact and	
Departments Involved	Public Works
Departments Impacted	Public Works

Project Timelines	
2021	
2022	✓
2023	✓
2024	

Capital Request J.5

		Community Pillars			Corporate Pillars			Rationale					
		1	2	3	1	2	3	1	2	3	4	5	
Clarke Area Inflow and Infiltration Reduction Program	Clarke Area Sewershed			✓				✓		✓			
Project Rationale													

The City will apply for funding through the Region of Niagara’s Wet Weather Management, CSO Control Program Funding Program. The study portion of the program would be eligible for 50% funding, while private source disconnections (roof leaders, weeping tiles, sump pumps) would be eligible for 60% funding.

The project that will be submitted for this funding is for an inflow and infiltration reduction program in the Clarke Area sanitary sewershed, which is roughly the entire area of the sanitary collection system east of the Welland Canal, north of Killaly Street East.

The City has been battling ever increasing levels of inflow and infiltration (I&I) over the past 30 years and the Clarke Area sewershed was identified in the 2007 Pollution Control and Infrastructure Study as a priority area to investigate and remediate sources of I&I, and the excessive basement flooding that occurred in this area on July 17, 2021 also indicates that this area should be a priority to address the sources of I&I that caused the Region’s Pumping Station to be overwhelmed and the sanitary sewers to back up. This project will primarily focus on identifying and remediating inflow sources from private side connections (i.e. roof leaders, foundation drains, sump pump connections).

This project will complement the Clarke Area Sanitary Sewer Remediation project that is proposed for 2022 and, pending funding from the federal Disaster Mitigation and Adaptation Fund, will primarily focus on remediating sanitary sewer assets in the Clarke Area sanitary sewershed to decrease the amount of infiltration entering the sanitary sewer system, therefore reducing the risk of sanitary sewer backups during extreme rainfall events.

If the City is successful at receiving funding for the project, request for proposal documents will be released in early 2022, with study completion anticipated by late 2022/early 2023.

Project Funding Source	
Levy	
Rate	250,000
Grant (Niagara Region Wet Weather Management, CSO Control Program Funding)	250,000
Reserves	
Other	
Total	500,000

Operating On-Going Impact (+/-)	
Levy	
Rate	
Other	
Total	-

Other Project Resourcing / Impact and	
Departments Involved	Public Works
Departments Impacted	Public Works

Project Timelines	
2021	
2022	✓
2023	✓
2024	✓

Capital Request K.1

Item	Location	Community Pillars			Corporate Pillars			Rationale					
		1	2	3	1	2	3	1	2	3	4	5	
Excavator Bucket	City Wide			✓					✓	✓	✓		

Project Rationale

Purchase a new or used 24 " close spade digging bucket with side cutters for the new Cat 320 excavator.

This bucket will help to efficiently dig water and wastewater breaks. This bucket when purchased will get approximately 20 years of service with no maintenance required. Our smallest bucket that we own now is a 46 inch bucket which is too large for some excavations.

Note: There is also a project identified under Wastewater as J.3 that is the half of this project. The total project cost is \$8,600.

Project Funding Source	
Levy	
Rate	
Grant	
Reserves	
Other (Previously Approved Unspent Capital)	4,300
Total	4,300

Operating On-Going Impact (+/-)	
Levy	
Rate	
Other	
Total	-

Other Project Resourcing / Impact and	
Departments Involved	Public Works
Departments Impacted	Public Works

Project Timelines	
2021	
2022	✓
2023	
2024	

Capital Request K.2

		Community Pillars			Corporate Pillars			Rationale					
		1	2	3	1	2	3	1	2	3	4	5	
Watermain Replacement and Looping	Davis St, West St, Homewood Ave, Berkley Ave			✓				✓		✓			
Project Rationale													

This project/application was approved on Council report 2021-224. The City has applied for funding through the Investing in Canada Infrastructure Program, Green Infrastructure Stream. This program will provide 40% federal funding and 33.33% provincial funding for drinking water distribution infrastructure projects with the balance of the funding (26.67%) the responsibility of the municipality. Although we do not have a current INS, staff have reviewed main break history, water quality complaints and issues, age of the recommended watermains and condition of other buried infrastructure in the vicinity, and have created a short list of projects. The following projects have been applied for:

- Davis Street between Rodney Street and Durham Street (660m)
- West Street south of Sugarloaf Street, looping through 11 King into King Street (250m)
- Homewood Avenue between Sugarloaf Street and Clarence Street (600m)
- Berkley Avenue between Wellington Avenue and the dead end (450m)

As identified in the Port Colborne Distribution System Financial Plan that was approved by Council on April 15, 2019, significant capital infrastructure investments are required during the current term of the Financial Plan (2019 to 2029) to address an infrastructure deficit (35+ km of watermains have exceeded life expectancy).

It is important to recognize that while replacing a watermain requires a significant capital expenditure, the costs associated with aging infrastructure – primarily those associated with repairing watermain breaks, are five to seven times the cost of replacing a similar length of watermain. As the infrastructure ages, the number of breaks increases, thus increasing operating expenses. By investing in replacing watermains, this will allow more revenues to be allocated to capital works as opposed to operational costs.

If the City is successful at receiving funding for the selected projects, they will proceed with engineering design in 2022 and construction in late 2022/early 2023. All projects have to be completed by October 31, 2026.

Project Funding Source	
Levy	
Rate	266,700
Grant	3,666,500
Reserves	
Other (4 years at \$266,700)	1,066,800
Total	5,000,000

Operating On-Going Impact (+/-)	
Levy	
Rate	
Other	
Total	-

Other Project Resourcing / Impact and	
Departments Involved	Public Works
Departments Impacted	Public Works

Project Timelines	
2021	
2022	✓
2023	✓
2024	✓

Capital Request L.1

		Community Pillars			Corporate Pillars			Rationale					
		1	2	3	1	2	3	1	2	3	4	5	
Item	Location												
Window Seal Remediation	Library			✓				✓					

Project Rationale

Removal and Replacement of Window Sealants at the Library to prolong the life of the windows and integrity of the building envelope, reduce leaks and maintain energy efficiency. As identified in the Building Condition Assessment Report in 2021 as an urgent action. Windows are in good condition and replacing the sealant would restore their overall integrity and prolong their serviceable life, as well as provide longevity to the internal and structural aspects of the building, should unseen leaks cause rot or mold around the windows.

Project Funding Source	
Levy	24,000
Rate	
Grant	
Reserves	
Other (Library)	
Total	24,000

Operating On-Going Impact (+/-)	
Levy	
Rate	
Other	
Total	-

Other Project Resourcing / Impact and	
Departments Involved	Public Works
Departments Impacted	Public Works, Library

Project Timelines	
2021	
2022	✓
2023	
2024	

Capital Request L.2

		Community Pillars			Corporate Pillars			Rationale				
		1	2	3	1	2	3	1	2	3	4	5
Item	Location			✓				✓	✓	✓	✓	
Library Annual Allocation	Library			✓				✓	✓	✓	✓	
Project Rationale												

The Library Board is reviewing ongoing/future capital needs and is requesting \$45,000 as a capital allotment which is similar to 2021. Some projects planned for 2022 include accessibility improvements with respect to doors, a generator, and sign replacement.

Project Funding Source	
Levy	45,000
Rate	
Grant	
Reserves	
Other (Library)	
Total	45,000

Operating On-Going Impact (+/-)	
Levy	
Rate	
Other	
Total	-

Other Project Resourcing / Impact and	
Departments Involved	Public Works, Library
Departments Impacted	Library

Project Timelines	
2021	
2022	✓
2023	
2024	

Capital Request M.1

Item	Location	Community Pillars			Corporate Pillars			Rationale					
		1	2	3	1	2	3	1	2	3	4	5	
Paint Exterior Arabella's, Museum	Museum		✓	✓				✓					

Project Rationale

The Arabella/Museum are wooden buildings original to the site and require scrapping and painting to conserve them.

Project Funding Source	
Levy	
Rate	
Grant	
Reserves (Museum Reserve)	10,000
Other	
Total	10,000

Operating On-Going Impact (+/-)	
Levy	
Rate	
Other	
Total	-

Other Project Resourcing / Impact and	
Departments Involved	Museum
Departments Impacted	Museum

Project Timelines	
2021	
2022	✓
2023	
2024	

Capital Request M.2

		Community Pillars			Corporate Pillars			Rationale					
		1	2	3	1	2	3	1	2	3	4	5	
Item	Location												
Hochelaga Repair	Museum		✓	✓				✓					
Project Rationale													

Preventative conservation for the S.S. Hochelaga, 50-passenger lifeboat that came to the Museum in 1991. The Building and Property Committee of the Board of Management prioritized the restoration on the metal hull, wooden interior boards, painting and improved viewing platform for safety reasons.

Project Funding Source	
Levy	
Rate	
Grant	
Reserves (Museum Reserve)	10,000
Other	
Total	10,000

Operating On-Going Impact (+/-)	
Levy	
Rate	
Other	
Total	-

Other Project Resourcing / Impact and	
Departments Involved	Museum
Departments Impacted	Museum

Project Timelines	
2021	
2022	✓
2023	
2024	

Capital Request N.1

Item	Location	Community Pillars			Corporate Pillars			Rationale					
		1	2	3	1	2	3	1	2	3	4	5	
Delta Y conversion and Knob and Tube Retrofit	Roselawn			✓				✓					

Project Rationale

Transition from Delta system configuration to new Wye 3-phase configuration to maintain ESA compliance. Requires the addition of a 4th feed wire from transformer to building. Eliminating and replacing the knob and tube panel and wiring on the 2nd floor of the Roselawn House side. Insulation on wires has deteriorated and/or is missing and while still compliant, is a major risk factor for ultimate failure and/or fire if the house side of the buildings usage becomes regular again.

Project Funding Source	
Levy	
Rate	
Grant	
Reserves (Roselawn Reserve)	65,000
Other	
Total	65,000

Operating On-Going Impact (+/-)	
Levy	
Rate	
Other	
Total	-

Other Project Resourcing / Impact and	
Departments Involved	Public Works, Roselawn
Departments Impacted	Public Works, Roselawn

Project Timelines	
2021	
2022	✓
2023	
2024	

Capital Request N.2

		Community Pillars			Corporate Pillars			Rationale					
		1	2	3	1	2	3	1	2	3	4	5	
Item	Location												
PA System Supplement /Increase	Roselawn			✓				✓					
Project Rationale													

Replace the failed PA system and speakers throughout the first floor areas. Previous system was in poor condition (and over 30 years old) and has now failed (2019). Replace amplifier and speakers throughout. This project will allow the main floor to be again used for public events and meetings.

Project Funding Source	
Levy	
Rate	
Grant	
Reserves (Roselawn Reserve)	21,500
Other	
Total	21,500

Operating On-Going Impact (+/-)	
Levy	
Rate	
Other	
Total	-

Other Project Resourcing / Impact and	
Departments Involved	Public Works, Roselawn
Departments Impacted	Public Works, Roselawn

Project Timelines	
2021	
2022	✓
2023	
2024	

Capital Request N.3

		Community Pillars			Corporate Pillars			Rationale					
		1	2	3	1	2	3	1	2	3	4	5	
Item	Location												
Theatre Entrance Roof Replacement	Roselawn			✓				✓					

Project Rationale

Replace roof, skylights, trusses and interior drywall in the main theatre entrance area. Skylight has been leaking for years and has now cause damage to roof structure and interior ceiling and walls. Requires complete entrance roof replacement, including proper skylights to maintain natural lighting and aesthetics, and interior aspects. Cost to include BCIN proposal and engineer-approved drawings. Eventual catastrophic failure, furthur damage and/or potential collapse is imminent.

Project Funding Source	
Levy	
Rate	
Grant	
Reserves (Roselawn Reser	36,000
Other	
Total	36,000

Operating On-Going Impact (+/-)	
Levy	
Rate	
Other	
Total	-

Other Project Resourcing / Impact and	
Departments Involved	Public Works, Roselawn
Departments Impacted	Public Works, Roselawn

Project Timelines	
2021	
2022	✓
2023	
2024	

Capital Request O.1

		Community Pillars			Corporate Pillars			Rationale					
		1	2	3	1	2	3	1	2	3	4	5	
Item	Location												
Centennial Park Septic System Replacement	Centennial / Cedar Bay Beach			✓	✓			✓					

Project Rationale

Replace Failed Septic Tank and Filter Bed at Centennial Park / Cedar Bay Beach to maintain amenity and Environmental Compliance. Current 3-chamber tank has structurally failed and does not drain properly, and is irreparable. Due to current regulations, tank must be replaced, and filterbed redesigned and relocated. Cost includes permit fees from the Niagara Region as well as redesigned drawings with a BCIN, from a qualified and licenced contractor.

Project Funding Source	
Levy	
Rate	
Grant	
Reserves (Beach Reserve)	14,500
Other	
Total	14,500

Operating On-Going Impact (+/-)	
Levy	
Rate	
Other	
Total	-

Other Project Resourcing / Impact and	
Departments Involved	Public Works
Departments Impacted	Corporate Services, Public Works, Economic Development

Project Timelines	
2021	✓
2022	✓
2023	
2024	

Capital Request O.2

		Community Pillars			Corporate Pillars			Rationale				
Item	Location	1	2	3	1	2	3	1	2	3	4	5
New Washroom Facilities and Staff/First Aid Building	Nickel Beach		✓	✓					✓	✓	✓	
Project Rationale												

The old washroom building at Nickel Beach has reached a state of disrepair. Septic companies now refuse to drive heavy equipment on the beach to service holding tanks. The conditions of drivability on the sand for accessing the current washroom location is dictated by the approval to maintain sand conditions through the Ministry of Environment Conservation & Parks. Through a new lease agreement with Vale, the City will not be provided water service to the old washroom facility. As a result, the old washroom building has been closed for use by the public. Throughout the 2021 beach season, staff received consistent feedback from patrons that there is a need for washroom/change facilities on the beachfront, not portable units. There is also no current refuge for staff to take shelter from the outdoor elements for breaks, or set up a work space. A portable building could be used by staff as a designated break area, on site administrative workspace, as well as a first aid area for patrons. In order to maintain the expected level of service to the public at Nickel Beach which continues to grow in popularity and use, portable washroom/change facilities recommended to be relocated near the entrance of the beach where access for maintenance and servicing is more appropriate. As the City leases the property from Vale, investment in portable units provides the City with the flexibility that a permanent structure does not offer. It also allows the structures to be removed in the winter when elements regularly cause damage to anything on or around the beach. By completing this project, Nickel Beach will receive the enhancements in amenities that are required to maintain it's position as an increasingly popular destination. If the City does not invest in quality restroom/changeroom facilities, it is possible that the beach may decrease in popularity for users, while neighboring Municipalities such as the Town of Fort Erie have invested in modern facilities at their beach locations. The cost for this project will primarily be covered through the Vale Community Improvement Fund (Vale CIF).

Project Funding Source	
Levy	
Rate	
Grant (Vale CIF)	400,000
Reserves (Beach Reserve)	100,000
Other	
Total	500,000

Operating On-Going Impact (+/-)	
Levy	
Rate	
Other	
Total	-

Other Project Resourcing / Impact and	
Departments Involved	Corporate Services
Departments Impacted	Public Works

Project Timelines	
2021	
2022	✓
2023	
2024	

Capital Request O.3

Item	Location	Community Pillars			Corporate Pillars			Rationale				
		1	2	3	1	2	3	1	2	3	4	5
Perimeter fence installation	Nickel Beach			✓			✓	✓		✓		
Project Rationale												

As part of the most recent lease agreement between the City of Port Colborne and Vale for use of the property of 69 Lake Rd (Nickel Beach), the City is responsible to coordinate any repairs and/or install new fencing around the perimeter of the leased land. Many sections of the old fencing is damaged, or completely covered by natural dune formation. The current condition of the fencing creates safety concerns, while also allowing access to the leased property when main entrances have been locked after closing hours. By completing this project, the City fulfills a requirement specified through the lease with Vale. If the project is not completed, the status of the current lease with Vale could be threatened. The cost for this project will be covered by the Vale Community Improvement Fund (Vale CIF).

Project Funding Source	
Levy	
Rate	
Grant (Vale CIF)	60,000
Reserves	
Other	
Total	60,000

Operating On-Going Impact (+/-)	
Levy	
Rate	
Other	
Total	-

Other Project Resourcing / Impact and	
Departments Involved	Corporate Services
Departments Impacted	Public Works

Project Timelines	
2021	✓
2022	
2023	
2024	

Capital Request O.4

Item	Location	Community Pillars			Corporate Pillars			Rationale					
		1	2	3	1	2	3	1	2	3	4	5	
New Parkette/Food Vendor Pad	Nickel Beach		✓	✓					✓	✓	✓		

Project Rationale

The old washroom facility that has been decommissioned for use at Nickel Beach has no value as infrastructure for future operations. The foundation of the current building can be repurposed and enhanced to provide beach goers with a designated dining/shade area where a food vendor will be stationed. The concrete slab will receive picnic tables, umbrellas, and waste receptacles for use. The concrete foundation can also serve as a stage area for entertainment during special events such as the Nickel Beach Bonfires or others. By completing this project, the City effectively will have repurposed an amenity that will be appreciated by beach users, as well as enhancing the beach experience. The City has witnessed a successful comparison with the parkette project at H.H. Knoll Lakeview Park so far. If this project is not completed at Nickel beach, the old building will stay in place as-is with no use, and will continue to be scrutinized by beach users who continue to perceive the building as a washroom facility that remains locked for use. The cost for this project will be covered through the Vale Community Improvement Fund (Vale CIF).

Project Funding Source	
Levy	
Rate	
Grant (Vale CIF)	40,000
Reserves	
Other	
Total	40,000

Operating On-Going Impact (+/-)	
Levy	
Rate	
Other	
Total	-

Other Project Resourcing / Impact and	
Departments Involved	Corporate Services
Departments Impacted	Public Works

Project Timelines	
2021	
2022	✓
2023	
2024	

Capital Request P.1

Item	Location	Community Pillars			Corporate Pillars			Rationale					
		1	2	3	1	2	3	1	2	3	4	5	
Cemetery Land Acquisition	Cemetery			✓	✓				✓			✓	

Project Rationale

Currently, the City’s Overholt Cemetery has approximately 10 years of capacity for future burials. Funding will be required to purchase adjoining properties that will provide enough land to meet the cemetery’s needs for 20-25 years, for a combined total of 30-35 years. Staff would like to complete these acquisitions in 2022.

Continue to purchase adjoining property. Developmnet of the land that has been purchased.

This project is recommended for funding through internal financing which is effectively borrowing against reserves. If approved, the cemetery will be charged an interest rate similar to the City's cost of borrowing and will be required to repay the loan through future operations.

Project Funding Source	
Levy	
Rate	
Grant	
Reserves	
Other (Internally Financed)	130,000
Total	130,000

Operating On-Going Impact (+/-)	
Levy	
Rate	
Other	
Total	-

Other Project Resourcing / Impact and	
Departments Involved	CAO - Economic Development
Departments Impacted	Public Works - Parks

Project Timelines	
2021	✓
2022	✓
2023	
2024	

Capital Request Q.1

Item	Location	Community Pillars			Corporate Pillars			Rationale					
		1	2	3	1	2	3	1	2	3	4	5	
HVAC Roof Top Unit Replacement	Sugarloaf Marina		✓	✓				✓					

Project Rationale

Replacement of failing and inefficient RTU to maintain heating/cooling at the Marina Main Building. Unit has been costly to maintain, requiring frequent repairs and has been identified for replacement. Existing units are circa 1996 and are at the expected end of their servicable and reliable life span. Potential catastrophic failure before replacement would leave major sections of the building without heating or cooling and/or air circulation.

Project Funding Source	
Levy	
Rate	
Grant	
Reserves (Marina Reserve)	24,500
Other	
Total	24,500

Operating On-Going Impact (+/-)	
Levy	
Rate	
Other	
Total	-

Other Project Resourcing / Impact and	
Departments Involved	Public Works
Departments Impacted	Public Works, Corporate Services

Project Timelines	
2021	
2022	✓
2023	
2024	

Capital Request Q.2

		Community Pillars			Corporate Pillars			Rationale					
		1	2	3	1	2	3	1	2	3	4	5	
Item	Location												
Marina Lagoon Shoreline Repairs	Marina Drive		✓	✓				✓					
Project Rationale													

The erosion control along the bank of Marina Drive has failed and is in need of repair. This request will allow staff to retain a contractor to stabilize the bank that is supporting the roadway.

Project Funding Source	
Levy	
Rate	
Grant	
Reserves (Marina Reserve)	35,000
Other	
Total	35,000

Operating On-Going Impact (+/-)	
Levy	
Rate	
Other	
Total	-

Other Project Resourcing / Impact and	
Departments Involved	Public Works
Departments Impacted	Public Works

Project Timelines	
2021	
2022	✓
2023	
2024	

Capital Request Q.3

Item	Location	Community Pillars			Corporate Pillars			Rationale				
		1	2	3	1	2	3	1	2	3	4	5
Fuel Dock (raised concrete pads)	Sugarloaf Marina		✓	✓				✓	✓	✓	✓	
Project Rationale												

Due to the high water levels over the past 3 years and the severity of the storms over the fall & winter, fuel tanks & pumps are recommended to be raised to avoid any further damage as well as increased costs to fix, repair, or go through insurance.

Project Funding Source	
Levy	
Rate	
Grant	
Reserves	
Other (Internally Financed)	110,000
Total	110,000

Operating On-Going Impact (+/-)	
Levy	
Rate	
Other	
Total	-

Other Project Resourcing / Impact and	
Departments Involved	Corporate Services, Public Works
Departments Impacted	Corporate Services

Project Timelines	
2021	
2022	✓
2023	
2024	

Capital Request Q.4

Item	Location	Community Pillars			Corporate Pillars			Rationale					
		1	2	3	1	2	3	1	2	3	4	5	
Telehandler & Attachments	Sugarloaf Marina		✓	✓				✓					

Project Rationale

The telehandler is 15 years old and has been experiencing significant issues in recent years which are costly in terms of repairs and renting a temporary one. When the telehandler is not working boat movements in and out of the water are cancelled impacting customer relations.

Project Funding Source	
Levy	
Rate	
Grant	
Reserves	
Other (Internally Financed)	252,110
Total	252,110

Operating On-Going Impact (+/-)	
Levy	
Rate	
Other	
Total	-

Other Project Resourcing / Impact and	
Departments Involved	Corporate Services, Public Works
Departments Impacted	Corporate Services, Public Works

Project Timelines	
2021	
2022	✓
2023	
2024	

Capital Request Q.5

Item	Location	Community Pillars			Corporate Pillars			Rationale				
		1	2	3	1	2	3	1	2	3	4	5
Dredging Project - Engineering Services	Sugarloaf Marina		✓	✓				✓	✓	✓	✓	

Project Rationale

Staff recommend obtaining engineering services to assess and support staff in planning and eventually executing a dredging project at the marina. The engineering services would include environmental, permitting and dredging design, a project plan and an accurate cost estimate. Even with the higher water levels over the past 3 years, the silt is still moving into the harbour and it will need to be removed to provide boaters with adequate water depth to get in and out of their docks as well as the boat ramp.

The cost estimate here is only an initial estimate for initial planning. Staff will report back to Council costing and options for a dredging project subsequent to planning work completed by the engineering services to be procured, should this project be approved.

Project Funding Source	
Levy	
Rate	
Grant	
Reserves	
Other (Internally Financed)	100,000
Total	100,000

Operating On-Going Impact (+/-)	
Levy	
Rate	
Other	
Total	-

Other Project Resourcing / Impact and	
Departments Involved	Corporate Services, Public Works
Departments Impacted	Corporate Services, Public Works

Project Timelines	
2021	
2022	✓
2023	
2024	

Capital Request Q.6

Item	Location	Community Pillars			Corporate Pillars			Rationale				
		1	2	3	1	2	3	1	2	3	4	5
Security Fence, lighting and grading	Sugarloaf Marina		✓	✓				✓	✓	✓	✓	

Project Rationale

Replace existing fence to help with the security of the boat storage compound. The fencing will also surround perimeter of the parking lot, making it hard for those to enter the marina grounds without being on camera. This will also expand the boat storage area to the King St. land and will allow staff to move boats on trailers across the train tracks. It will allow the marina staff to use existing portable fence in other areas and will free up the marina parking lot during the boating season.

Project Funding Source	
Levy	
Rate	
Grant	
Reserves	
Other (Internally Financed)	100,000
Total	100,000

Operating On-Going Impact (+/-)	
Levy	
Rate	
Other	
Total	-

Other Project Resourcing / Impact and	
Departments Involved	Corporate Services
Departments Impacted	Corporate Services

Project Timelines	
2021	
2022	✓
2023	
2024	

Capital Request Q.7

Item	Location	Community Pillars			Corporate Pillars			Rationale				
		1	2	3	1	2	3	1	2	3	4	5
Hydro Pedestal Replacement	Sugarloaf Marina		✓	✓				✓		✓		

Project Rationale

We have been replacing our hydro pedestals each year. We have 134 hydro pedestals on the docks that cost roughly \$1,500 each to replace. We have replaced 67 pedestals and we have 67 remaining to replace. By replacing some each year, it avoids a one time large expense, but also, so we do not have them all breaking down at the same time in the future.

Project Funding Source	
Levy	
Rate	
Grant	
Reserves (Marina Reserve)	15,000
Other	
Total	15,000

Operating On-Going Impact (+/-)	
Levy	
Rate	
Other	
Total	-

Other Project Resourcing / Impact and	
Departments Involved	Public Works
Departments Impacted	Public Works

Project Timelines	
2021	
2022	✓
2023	
2024	

Capital Request Q.8

Item	Location	Community Pillars			Corporate Pillars			Rationale					
		1	2	3	1	2	3	1	2	3	4	5	
Sugarloaf Marina NRBN WIFI	Sugarloaf Marina		✓	✓					✓			✓	

Project Rationale

City staff along with the City's fiber-optic Internet provider (Niagara Regional Broadband Network, or NRBN) have developed a solution to enhance public Wi-Fi service throughout Sugarloaf Marina, in conjunction with the public Wi-Fi project (2022 Capital Request C.5) that would take place at the adjacent H.H. Knoll Park.

The implementation associated with the project costs includes the construction of the fiber-optic network to and within the Sugarloaf Marina facilities. The constructed network has an expected life span of 40-50 years. The solution is fully operated and managed by NRBN and includes all licensing, maintenance and support.

Specifically, this project will see multiple access points capable of 1 gbps throughout the marina to allow boaters access to reliable commercial grade internet.

Project Funding Source	
Levy	
Rate	
Grant	
Reserves	
Other (Internally Financed)	150,200
Total	150,200

Operating On-Going Impact (+/-)	
Levy	
Rate	
Other	13,250
Total	13,250

Other Project Resourcing / Impact and	
Departments Involved	Corporate Services, Public Works
Departments Impacted	Corporate Services

Project Timelines	
2021	✓
2022	✓
2023	
2024	

Appendix C - 2021 and Prior Capital and Related Projects Forecast

Project ID	Project Name	Approved Budget	Actuals (January - August)	Under/(Over) Budget	Transfer (to) /from Reserve	Repurposed in 2022 Capital Budget	Forecast (September - December)	Forecasted Carryforward to 2022	Comments
20C-CE-L56	Overholt Cemetery	80,330	-	80,330				80,330	Project to be carried out in
20C-CS-L01	Modernization Grant	440,779	36,767	404,012		(350,000)		54,012	Project will continue past 2021
20C-CS-L53	IT-Access Control Door Reader	2,000	-	2,000			(2,000)	-	Project will be completed before YE
20C-CS-L54	Genetec Security System Upgrade	3,000	-	3,000			(3,000)	-	Project will be completed before YE
20C-CS-L55	IT - Server Room	180,000	-	180,000		(82,000)		98,000	Project to be carried out in
20C-ED-L46	Cruise Ship Berthing Facility	10,000	-	10,000			(10,000)	-	Project will be completed before YE
20C-ED-L47	Tourism Strategy &	185,148	41,027	144,121				144,121	Project will continue past 2021
20C-ED-L48	Industrial Land clearing	60,000	-	60,000				60,000	Project to be carried out in
20C-MA-L57	HarbourMaster Building Repairs	24,500	-	24,500				24,500	Project to be carried out in Spring 2022
20C-MU-L59	Museum - Exhibit Cases	5,000	-	5,000			(5,000)	-	Project will be completed before YE
20C-MU-L60	Museum - Cedar shingles	10,000	21,512	(11,512)	11,512			-	Project completed
20C-MU-L61	Museum Archive Building HVAC	18,500	11,133	7,367	(7,367)			-	Project completed
20C-MU-L62	Repair Sidewalks to	5,000	-	5,000	(3,478)			1,522	Project completed
20C-MU-L63	Archive Shelving/Art Rack	25,000	-	25,000				25,000	Project delayed due to shortage of supply, will be completed in 2022
20C-MU-L64	Museum Lifeboat/Garage Upgrade	10,000	7,768	2,232	(2,232)			-	Project completed
20C-PL-L65	Planning - Plotter	10,000	-	10,000			(10,000)	-	Project will be completed before YE
20C-PW-L02	Picnic Tables In Various	26,307	5,802	20,505	(20,505)			-	Project completed
20C-PW-L03	Flashing Amber Beacons	18,355	526	17,829	(17,829)			-	Project completed
20C-PW-L04	VHWC BOCCE Insulation	4,600	1,522	3,078	(3,078)			-	Project completed
20C-PW-L05	VHWC Rink 1 Insulation	16,500	17,446	(946)	946			-	Project completed
20C-PW-L06	City Hall - Window Replacement	85,000	4,939	80,061			(80,061)	-	Project will be completed before YE

Appendix C - 2021 and Prior Capital and Related Projects Forecast

Project ID	Project Name	Approved Budget	Actuals (January - August)	Under/(Over) Budget	Transfer (to) /from Reserve	Repurposed in 2022 Capital Budget	Forecast (September - December)	Forecasted Carryforward to 2022	Comments
20C-PW-L07	City Hall - HVAC Units Upgrade	20,000	-	20,000				20,000	Project to be carried out in Spring 2022
20C-PW-L08	City Hall - Roof Repairs	12,000	-	12,000				12,000	Project to be carried out in Spring 2022
20C-PW-L09	City Hall - Flat Roof Repairs	10,000	-	10,000				10,000	Project to be carried out in Spring 2022
20C-PW-L10	City Hall - Bus Vestibule	2,500	-	2,500	(2,500)			-	Cancel Project
20C-PW-L11	City Hall -	5,000	19,550	(14,550)	14,550			-	Project completed
20C-PW-L12	City Hall -3rd Floor Furniture	54,420	34,420	20,000	8,220		(28,219)	-	Project will be completed before YE
20C-PW-L13	City Hall - Monitoring System	5,000	-	5,000				5,000	Project to be carried out in Spring 2022
20C-PW-L14	Fire Hall - Facility Repairs	67,500	42,356	25,144			(25,144)	-	Project will be completed before YE
20C-PW-L15	Fire Hall - Monitoring System	5,000	-	5,000				5,000	Project to be carried out in Spring 2022
20C-PW-L16	Elm St & Elgin St	50,000	-	50,000				50,000	Project to be carried out in
20C-PW-L17	Lake End Access Gates	22,500	-	22,500				22,500	Project on hold, waiting for road-end study
20C-PW-L18	11 King St Facility Demolition	35,000	3,867	31,133			(31,133)	-	Project will be completed before YE
20C-PW-L19	Bethel Furnace Replacement	16,000	-	16,000				16,000	Project to be carried out in Spring 2022
20C-PW-L20	Bethel Roof Replacement	51,000	13,341	37,659	(1,000)	(36,659)		-	This project will be combined with a 2022 capital project
20C-PW-L21	Bethel Security /Accessibility	3,500	-	3,500	(3,500)			-	Project completed in 2020, close-out
20C-PW-L22	New solar lighting for Parks	45,000	-	45,000				45,000	Project on hold, need to develop project scope and
20C-PW-L23	Centennial Park LED Lighting	6,500	-	6,500	(6,500)			-	Project completed in 2020, close-out

Appendix C - 2021 and Prior Capital and Related Projects Forecast

Project ID	Project Name	Approved Budget	Actuals (January - August)	Under/(Over) Budget	Transfer (to) /from Reserve	Repurposed in 2022 Capital Budget	Forecast (September - December)	Forecasted Carryforward to 2022	Comments
20C-PW-L24	Centennial Park Pavilion Roof	17,400	-	17,400			(17,400)	-	Project will be completed before YE
20C-PW-L25	HH Knoll Park Band Shell	16,500	13,046	3,454	(3,454)			-	Project completed
20C-PW-L26	Friendship Trail Repair	32,938	-	32,938			(32,938)	-	Project will be completed before YE
20C-PW-L27	Soccer Complex Bridge	17,600	18,752	(1,152)	1,152			-	Project completed
20C-PW-L28	Skateboard Park Parking Lot	4,000	-	4,000				4,000	Project on hold, waiting for region's response on location
20C-PW-L29	HH Knoll Park Walkways Repairs	55,326	-	55,326			(55,326)	-	Project will be completed before YE
20C-PW-L30	Sherkston Accessibility Issues	2,500	-	2,500	(2,500)			-	Project completed in 2020, close-out
20C-PW-L31	Sherkston Roof Repairs	12,000	-	12,000				12,000	Project to be carried out in 2022
20C-PW-L32	Sherkston Chimney/HotWaterTank	7,500	-	7,500				7,500	Project to be carried out in 2022
20C-PW-L33	Sherkston Septic System	47,800	-	47,800	(47,800)			-	Cancel Project - Inspection done, do not need to replace
20C-PW-L34	Soccer Complex Sanitary Pump	5,000	-	5,000				5,000	Project to be carried out in Spring 2022
20C-PW-L35	VHWC Main Entrance Pylon Sign	70,000	-	70,000			(70,000)	-	Project will be completed before YE
20C-PW-L36	VHWC Fitness Areas Water Drips	10,000	-	10,000			(10,000)	-	Project will be completed before YE
20C-PW-L37	VHWC Pool Rehab of Tiles	42,000	-	42,000		(42,000)		-	This project will be combined with a 2022 capital project
20C-PW-L38	VHWC Monitoring system	5,000	-	5,000				5,000	Project to be carried out in Spring 2022
20C-PW-L39	PC Operations Centre Upgrades	193,230	10,145	183,085			(183,085)	-	Project will be completed before YE
20C-PW-L40	Nickel Area Storm Sewer Projec	573,072	-	573,072		(300,000)		273,072	Unallocated debt funding
20C-PW-L41	Wastewater Capital	519,403	-	519,403		(519,403)		-	Allocated in 2022 capital

Appendix C - 2021 and Prior Capital and Related Projects Forecast

Project ID	Project Name	Approved Budget	Actuals (January - August)	Under/(Over) Budget	Transfer (to) /from Reserve	Repurposed in 2022 Capital Budget	Forecast (September - December)	Forecasted Carryforward to 2022	Comments
20C-PW-L42	Bulk Water Station Project	170,134	6,966	163,168	(63,168)		(100,000)	-	Project will be completed before YE
20C-PW-L43	Water Capital Projects	437,516	198,216	239,300		(239,300)		-	Allocated in 2022 capital
20C-PW-L44	Sunset Park Asphalt Walkway	18,055	-	18,055			(18,055)	-	Project will be completed before YE
20C-PW-L67	Dawg's Project	30,888	21,238	9,650	(9,650)			-	Project completed
200-ED-L49	Economic Development Strategy	30,000	-	30,000			(30,000)	-	Project will be completed before YE
200-ED-L50	New Tourism Branding	10,000	-	10,000			(10,000)	-	Project to be carried out in
200-ED-L52	Affordable Housing	75,000	-	75,000				75,000	Project to be carried out in
200-MA-L58	Marina Business Plan Study	44,786	20,550	24,236			(24,236)	-	Project will be completed before YE
200-PL-L66	Building Inspection Technology	46,500	-	46,500	(46,500)			-	Alternative funding obtained through grant in 2022 capital budget
200-PW-L45	Urban Forest Management Plan	85,000	-	85,000				85,000	Project to be carried out in 2022
200-PW-L51	Active Transportation Masterpl	50,000	-	50,000				50,000	Project to be carried out in 2022
21C-CE-B34	Cemetery - Columbarium repairs	40,000	29,963	10,037				10,037	Project to be carried out in 2022
21C-CS-B01	ITS - Server Back-up	52,000	-	52,000			(52,000)	-	Project will be completed before YE
21C-CS-B02	ITS - Evergreening	150,000	114,363	35,637			(35,637)	-	Project will be completed before YE
21C-FD-B08	Edraulic Combi Tool	20,000	17,696	2,304	(2,304)			-	Project completed
21C-FD-B09	Fire Hose Replacement	75,000	64,008	10,992	(10,992)			-	Project completed
21C-LB-B31	Library Capital	45,000	-	45,000	(45,000)			-	Transferred to reserves to fund future capital projects
21C-LB-G43	OTF Resilient Communities Gran	121,200	-	121,200			(121,200)	-	Project will be completed before YE

Appendix C - 2021 and Prior Capital and Related Projects Forecast

Project ID	Project Name	Approved Budget	Actuals (January - August)	Under/(Over) Budget	Transfer (to) /from Reserve	Repurposed in 2022 Capital Budget	Forecast (September - December)	Forecasted Carryforward to 2022	Comments
21C-LB-R42	NRBN Fibre and Voice Services	50,000	-	50,000			(50,000)	-	Project will be completed before YE
21C-LB-R44	Building Condition	20,000	11,041	8,959	(8,959)			-	Project completed
21C-MA-B33	Marina - Hydro Pedestals	15,000	14,324	676			(676)	-	Project completed
21C-MU-B32	Museum Capital	5,000	7,958	(2,958)	2,958			-	Project completed
21C-PW-B03	Multi-Use Trail Repairs	335,000	-	335,000			(335,000)	-	Project will be completed before YE
21C-PW-B04	East / West Wig Wags	82,360	9,688	72,672				72,672	Project on hold
21C-PW-B05	Splash Pad Pump Replacement	8,000	-	8,000			(8,000)	-	Project will be completed before YE
21C-PW-B06	VHWC - Berm Headwall	20,000	18,914	1,086			(1,086)	-	Project will be completed before YE
21C-PW-B07	West St Electrical Infra.	10,000	-	10,000				10,000	Project to be carried out in Spring 2022
21C-PW-B10	Railway Crossing Improvements	75,000	-	75,000				75,000	Project in progress, will be completed in 2022
21C-PW-B11	Bridges Culverts Walls Repairs	105,500	-	105,500				105,500	Project in progress, will be completed in 2022
21C-PW-B12	CIMCO System Gantry	18,000	-	18,000				18,000	Project to be carried out in
21C-PW-B13	COPC Welcome Centre Upgrades	14,500	-	14,500			(14,500)	-	Project will be completed before YE
21C-PW-B14	VHWC Air Removal Unit	18,000	-	18,000				18,000	Project to be carried out in
21C-PW-B15	Downtown CIP	1,000,000	-	1,000,000		(250,000)		750,000	Project to be carried out following Secondary Phase
21C-PW-B16	Fire Station HVAC Upgrades	18,000	-	18,000			(18,000)	-	Project will be completed before YE
21C-PW-B17	Fire Station Security Upgrades	24,000	-	24,000			(24,000)	-	Project will be completed before YE
21C-PW-B18	Fleet	300,000	-	300,000		(300,000)		-	Allocated in 2022 capital
21C-PW-B19	Flow Monitors - Wastewater	100,000	-	100,000			(100,000)	-	Project will be completed before YE
21C-PW-B20	Glycol Pipe Insulation	52,000	48,215	3,785	(3,785)			-	Project completed

Appendix C - 2021 and Prior Capital and Related Projects Forecast

Project ID	Project Name	Approved Budget	Actuals (January - August)	Under/(Over) Budget	Transfer (to) /from Reserve	Repurposed in 2022 Capital Budget	Forecast (September - December)	Forecasted Carryforward to 2022	Comments
21C-PW-B21	Harbourmaster Roof Replacement	12,500	5,866	6,634	(6,634)			-	Project completed
21C-PW-B22	Infrastructure Needs Studies	750,000	-	750,000			(150,000)	600,000	Project in progress, will be completed in 2022
21C-PW-B23	PCOC Facilities Upgrades	83,500	-	83,500			(83,500)	-	Project will be completed before YE
21C-PW-B24	Programmable Speed Radar Signs	20,000	-	20,000			(20,000)	-	Project will be completed before YE
21C-PW-B25	Programmable Speed Zone Beacon	12,000	-	12,000				12,000	Project to be carried out in 2022
21C-PW-B26	Roads Resurfacing Program	960,000	77,213	882,787			(882,787)	-	Project will be completed before YE
21C-PW-B28	Sidewalk Construction	100,000	100,912	(912)	912			-	Project completed
21C-PW-B29	Site Remediation	130,000	-	130,000				130,000	Project to be carried out in
21C-PW-B30	Tennessee Ave Gate	30,000	-	30,000				30,000	Project to be carried out in
21C-PW-B36	Water Capital Projects	150,000	-	150,000	(45,000)	(105,000)		-	Allocated in 2022 capital
21C-PW-B37	Wastewater Capital	250,000	-	250,000		(250,000)		-	Allocated in 2022 capital
21C-PW-B38	Storm Sewer Capital	23,724	-	23,724		(23,724)		-	Allocated in 2022 capital
21C-PW-R35	Clarence Sidewalk Construction	165,000	120,060	44,940	(44,940)			-	Project completed
21C-PW-R39	City Hall Elevator Repairs	100,000	-	100,000				100,000	Project in progress, will be completed in spring 2022
21C-PW-R40	Chippawa Road Construction	35,000	-	35,000				35,000	Project will be completed in 2022
21C-PW-R45	Erie St Wtmain Replc Design & Inspec	198,216	-	198,216			(110,000)	88,216	Design portion of the project will be completed by YE, Inpection portion carryforward
21O-PW-R41	Project Management	147,600	-	147,600				147,600	Project in progress, will be completed in 2022
		10,201,187	1,191,111	9,010,076	(368,425)	(2,498,086)	(2,751,982)	3,391,583	
21C-CS-B39	Capital Contingency Fund	225,654	88,000	137,654				137,654	Available capital contigency
		10,426,841	1,279,111	9,147,730	(368,425)	(2,498,086)	(2,751,982)	3,529,237	

Appendix C - 2021 and Prior Capital and Related Projects Forecast

Project ID	Project Name	Approved Budget	Actuals (January - August)	Under/(Over) Budget	Transfer (to) /from Reserve	Repurposed in 2022 Capital Budget	Forecast (September - December)	Forecasted Carryforward to 2022	Comments
								2,498,086	
								6,027,323	