

**City of Port Colborne
Regular Committee of the Whole Meeting 22-19
Minutes**

Date: August 26, 2019

Time: 6:50 p.m.

Place: Council Chambers, Municipal Offices, 66 Charlotte Street, Port Colborne

Members Present: M. Bagu, Councillor
E. Beauregard, Councillor
R. Bodner, Councillor
G. Bruno, Councillor
F. Danch, Councillor
A. Desmarais, Councillor
D. Kalailieff, Councillor
W. Steele, Mayor (presiding officer)

Absent: H. Wells, Councillor

Staff Present: B. Garrett, Director of Corporate Services
A. LaPointe, Manager of Legislative Services/City Clerk
C. Lee, Director of Engineering and Operations
S. Luey, Chief Administrative Officer
C. McIntosh, Deputy Clerk (minutes)
Todd Rogers, Acting Director of Planning and Development

Also in attendance were interested citizens, members of the news media and WeeStream.

1. Call to Order:

Mayor Steele called the meeting to order.

2. Introduction of Addendum Items:

Nil.

3. Confirmation of Agenda:

Moved by Councillor A. Desmarais
Seconded by Councillor G. Bruno

That the agenda dated August 26, 2019 be confirmed, as circulated or as amended.

CARRIED.

4. Disclosures of Interest:

Nil.

5. Adoption of Minutes:

(a) Regular meeting of Committee of the Whole 21-19, held on August 12, 2019.

Moved by Councillor F. Danch
Seconded by Councillor E. Beauregard

That the minutes of the regular meeting of the Committee of the Whole 21-19, held on August 12, 2019, be approved as presented.
CARRIED.

6. Determination of Items Requiring Separate Discussion:

The following items were identified for separate discussion:

Items 1, 3, and 6.

7. Approval of Items Not Requiring Separate Discussion:

Moved by Councillor E. Beauregard
Seconded by Councillor M. Bagu

That items 1 to 6 on the agenda be approved, with the exception of items that have been deferred, deleted or listed for separate discussion, and the recommendation contained therein adopted.

Items:

2. Planning and Development Department, Planning Division, Report 2019-129, Subject: Proposed Development Agreement for David Luckasavitch and Mary Ventresca, 534 Pleasant Beach Road

Committee of the Whole recommends:

That a development agreement be entered into with David Luckasavitch and Mary Ventresca for 534 Pleasant Beach Road and that the Mayor and Clerk be authorized to sign and execute the agreement.

4. Region of Niagara Re: Niagara Peninsula Conservation Authority (NPCA) Board Appointments (PDS-C 15-2019)

Committee of the Whole recommends:

That the correspondence received from the Region of Niagara Re: Niagara Peninsula Conservation Authority (NPCA) Board Appointments, be received for information.

5. Region of Niagara Re: Bill 108 – Transition Regulations to the Planning Act and Development Charges Act (PDS 28-2019)

Committee of the Whole recommends:

That the correspondence received from the Region of Niagara Re: Bill 108 – Transition Regulations to the Planning Act and Development Charges Act, be received for information.

CARRIED.

8. Presentations:

Nil.

9. Delegations:

(a) Jodi Shanoff, Vice-President, Consultation and Engagement, Environics Re: Regional Governance Review Survey

Jodi Shanoff provided a powerpoint presentation summarizing the finding of the Regional Governance Review Survey. A copy of the presentation is attached.

10. Mayor's Report:

A copy of the Mayor's Report is attached.

11. Regional Councillor's Report:

Nil.

12. Councillors' Items:

(a) Large weed across from Seniors Centre (Danch)

In response to a concern expressed by Councillor Danch, the Director of Engineering and Operations advised that he would request that staff cut the weed across the street from the Seniors Centre.

(b) Speeding on Highway 58 near Merritt Road (Danch)

In response to a concern expressed by Councillor Danch about vehicles speeding on Highway 58 near Merritt Road, Mayor Steele advised that he would request to the Niagara Regional Police Staff Sergeant provide enforcement in the area.

(c) Flooding on King Street property (Bruno)

Councillor Bruno expressed thanks to the Director of Engineering and Operations and the Utilities Supervisor for working to resolve the flooding issues with the King Street property catch basin with the outflow at the end of Neff Street.

(d) Speeding on Barrick Road (Bruno)

In response to a concern expressed by Councillor Bruno about truck traffic and vehicles speeding on Barrick Road between Highway 58 and Elm Street, Mayor Steele advised that he would request that the Niagara Regional Police Staff Sergeant provide enforcement in the area.

(e) Railway tracks at Sugarloaf and Elm Streets (Bagu)

Councillor Bagu advised of an injury that occurred at the railway tracks at Sugarloaf and Elm Streets and requested that warning be put in place until repairs occur.

(f) Lighthouse at Lock 8 Park (Desmarais)

In response to an inquiry by Councillor Desmarais, the Director of Engineering and Operations advised that facility staff has discussed the building and that it is included in the Parks and Recreation Master Plan.

(g) Traffic on Welland Street (Desmarais)

Councillor Desmarais expressed concern about the dangerous corner on Welland Street north of Clarence Street to Killaly Street East, particularly as construction and heavy equipment parking has been blocking part of the road. The Acting Director of Planning and Development advised that the heaviest construction is complete and that he will request parking enforcement at the location.

(h) Speeding and dump truck traffic on Empire and Beach Roads (Bodner)

Councillor Bodner expressed concern about speeding and dump truck traffic on Empire and Beach Roads and about dump trucks using Pleasant Beach Road rather than Empire Road which is built to handle heavier loads. The Director of Engineering and Operations advised that he will contact Peters Construction Group and ask that drivers be reminded about children returning to school and to practice extra caution and to use Empire Road for trucks with heavy loads.

Staff responses to Councillors' enquiries:**(a) Association of Municipalities of Ontario Conference (Luey)**

Chief Administrative Officer Luey advised that he attended the AMO conference in Ottawa, August 18-21. Mr. Luey noted that he attended sessions including a human resources update on fire fighter negotiations, emerging health and safety trends, and recreational cannabis review after a year. Mr. Luey advised that Premier Ford and Deputy Premier Elliott spoke and attendees had a question period with provincial Ministers. Mr. Luey informed that there was a good representation from Niagara municipalities and the trade show provided a range of products to consider using.

13. Consideration of Items Requiring Separate Discussion:

1. Planning and Development Department, Report 2019-128, Subject: Planning and Development Department Fees

Moved by Councillor G. Bruno
Seconded by Councillor A. Desmarais

That Planning and Development Department Report 2019-128, Subject: Planning and Development Department Fees, be received for information.
CARRIED.

3. Corporate Services Department, Clerks Division, Report 2019-130, Subject: Shopping Cart By-law

Moved by Councillor E. Beauregard
Seconded by Councillor A. Desmarais

That Appendix A to Corporate Services Department, Clerks Division Report 2019-130, Subject: Shopping Cart By-law, be supported; and

That the Shopping Cart By-law and an amendment to the Fees and Charges By-law be brought forward for approval.

Moved in amendment by Councillor G. Bruno
Seconded by Councillor A. Desmarais

That the main motion be amended by adding thereto as the second paragraph "That the Shopping Cart By-law be proactively enforced."
CARRIED.

The vote was then called on the main motion, as amended, as follows:

That Appendix A to Corporate Services Department, Clerks Division Report 2019-130, Subject: Shopping Cart By-law, be supported; and

That the Shopping Cart By-law be proactively enforced; and

That the Shopping Cart By-law and an amendment to the Fees and Charges By-law be brought forward for approval.

CARRIED.

6. Memorandum from Carrie McIntosh, Deputy Clerk Re: Port Colborne Harvest Festival

Moved by Councillor A. Desmarais
Seconded by Councillor E. Beauregard

That the Council of The Corporation of the City of Port Colborne hereby deems the 2019 Harvest Festival as a municipally significant event and

supports the application to the Alcohol and Gaming Commission of Ontario for Special Occasion Permit.

CARRIED.

14. Notice of Motion:

Nil.

15. Adjournment:

Moved by Councillor E. Beauregard
Seconded by Councillor F. Danch

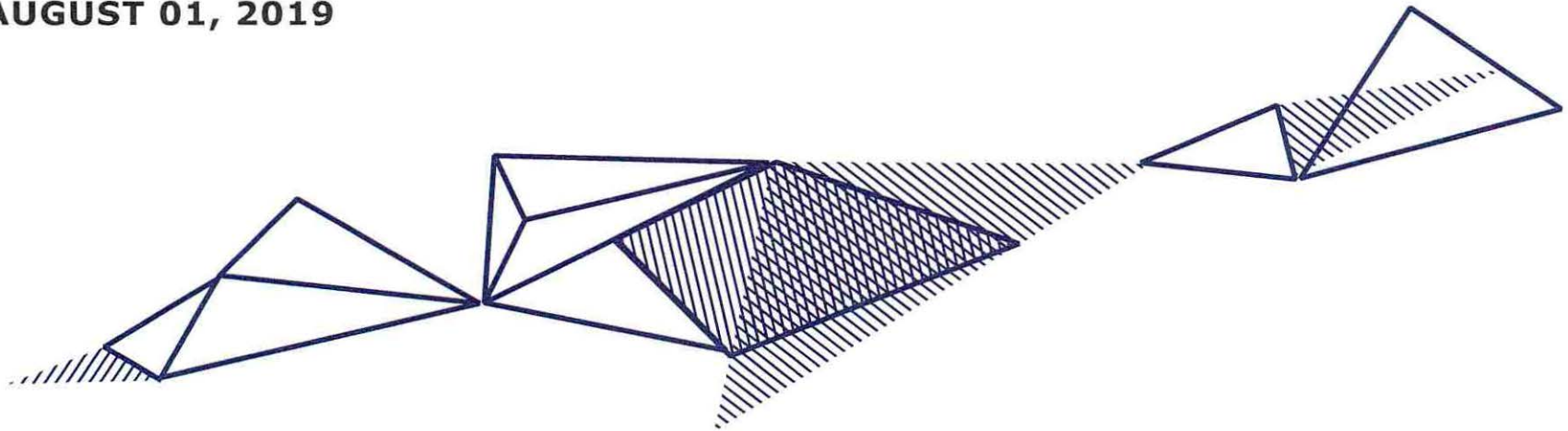
That the Committee of the Whole meeting be adjourned at approximately
8:45 p.m.
CARRIED.

AL/cm

Regional Governance Review Survey Presentation of Findings

REGION OF NIAGARA

AUGUST 01, 2019

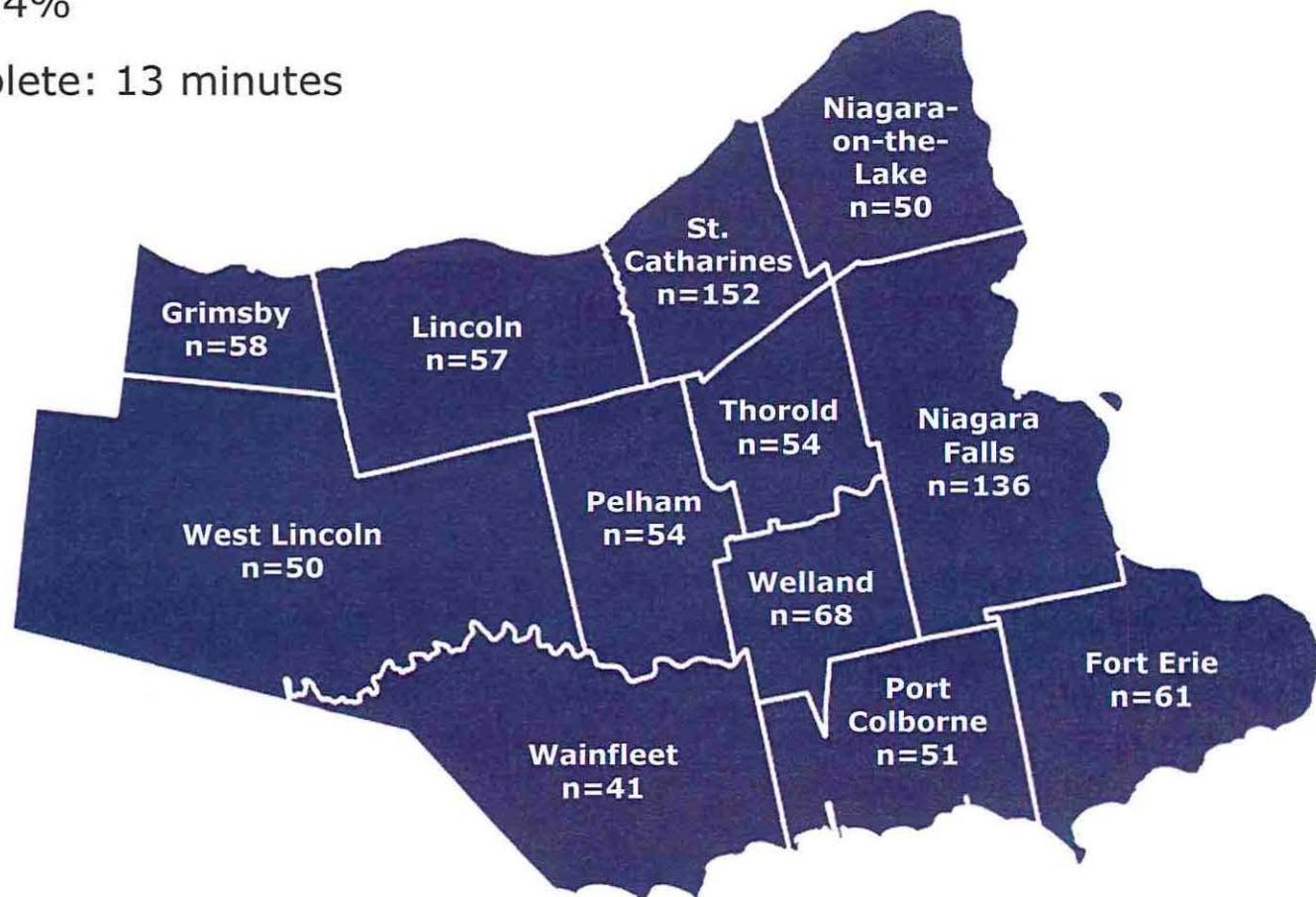


METHODOLOGY

A telephone survey was conducted with a representative sample of Niagara Region residents between May 30 – June 17, 2019:

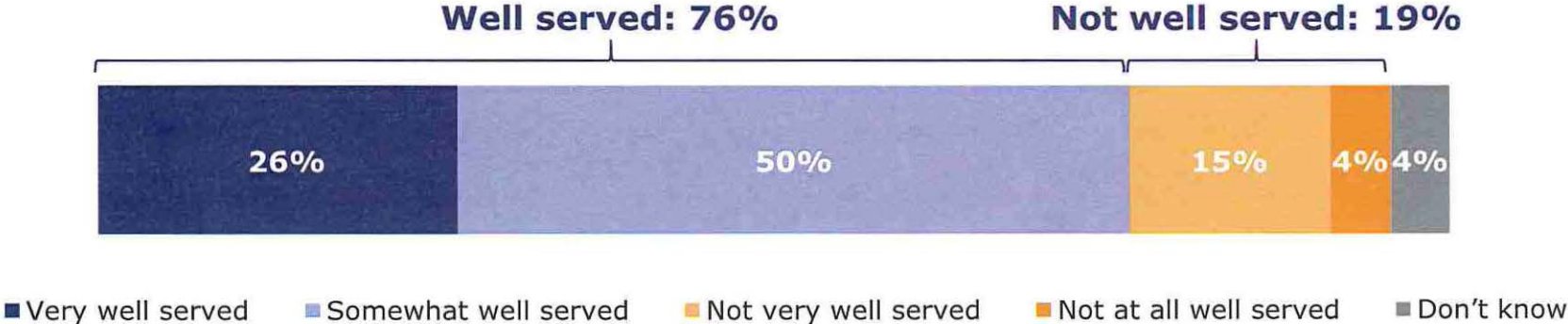
- Total N: 832
- Margin of error: +/- 3.4%
- Average Time to Complete: 13 minutes

	Actual sample (unweighted)	2016 Census (weighted)
Gender		
Men	45%	48%
Women	55%	52%
Age		
18-34	12%	24%
35-54	22%	31%
55+	66%	45%



DELIVERY OF TWO-TIER GOVERNMENT

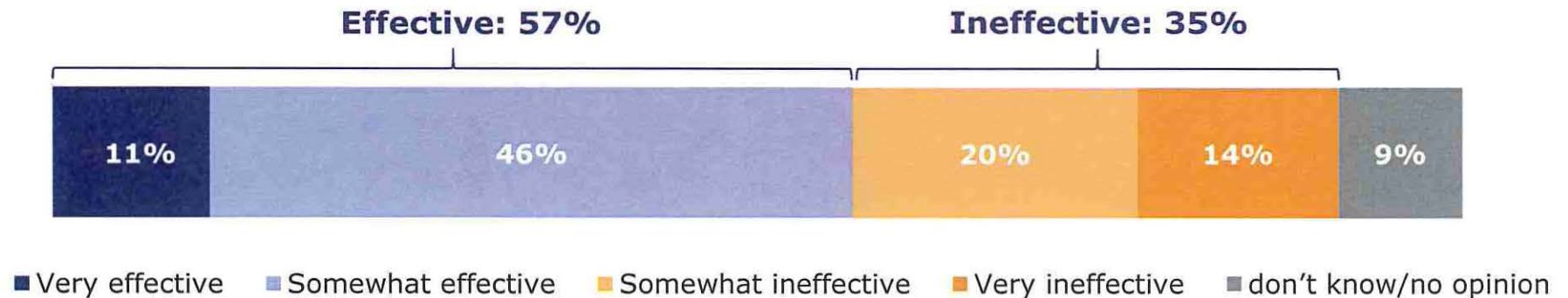
Three-quarters of Niagara Region residents feel well-served by the current two-tier structure of municipal government.



Q1. As you may know, <Municipality> residents are served by two levels of municipal government: <Municipality>, providing local services such as fire services, parks and recreation and community centres, and Niagara Region, which provides services across a broader geography such as emergency medical services, policing, public health, seniors services, and waste management. How well do you feel <Municipality> residents are being served by this current two-tier structure of municipal government?
Base: all respondents (n=832)

EFFECTIVENESS OF GOVERNANCE STRUCTURE

A majority of residents feel that the current structure of elected officials is effective at representing their interests when making decisions for Niagara Region.



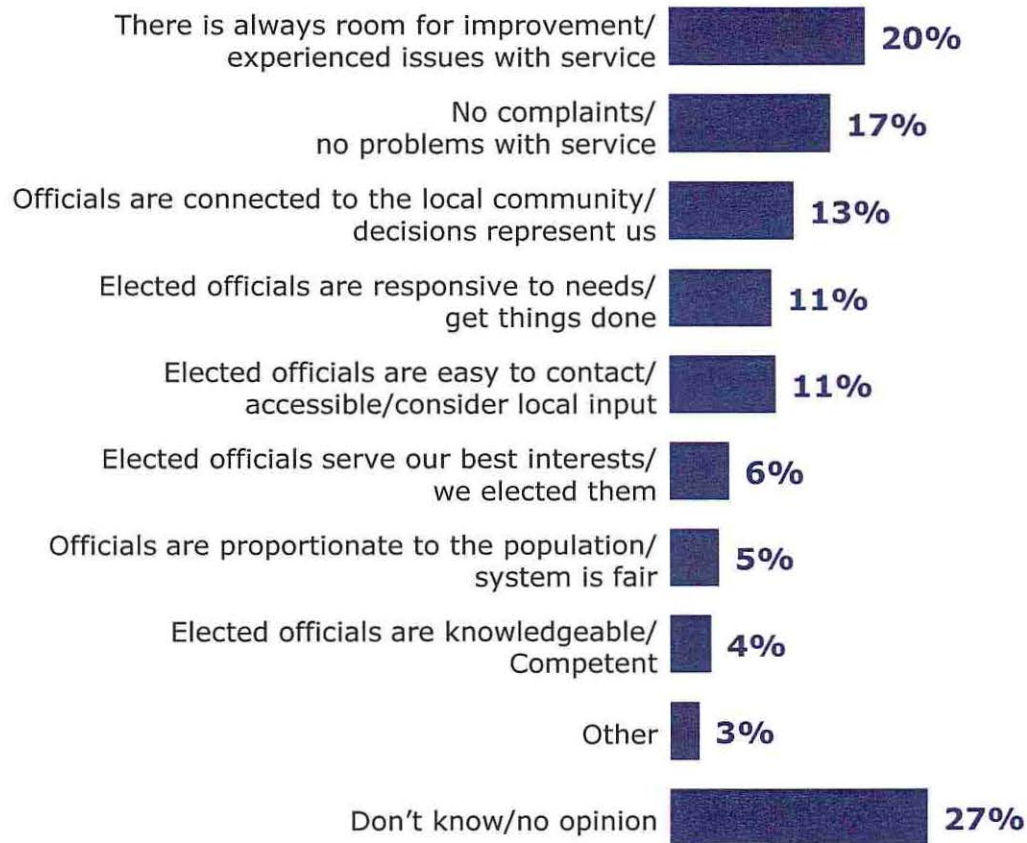
Q2. Niagara Region is made up of five cities, five towns and two townships, each of which have elected local councils governing them. Each community also elects Regional councillors, who along with the elected mayor, make decisions for Niagara Region. The number of regional councillors elected depends on the size of the community. <Municipality> has <number of regional councillors>.

Setting aside your political views, how effective or ineffective do you feel this structure of elected officials is at representing your interests when they are making decisions for Niagara Region?

Base: all respondents (n=832)

REASONS FOR EFFECTIVENESS

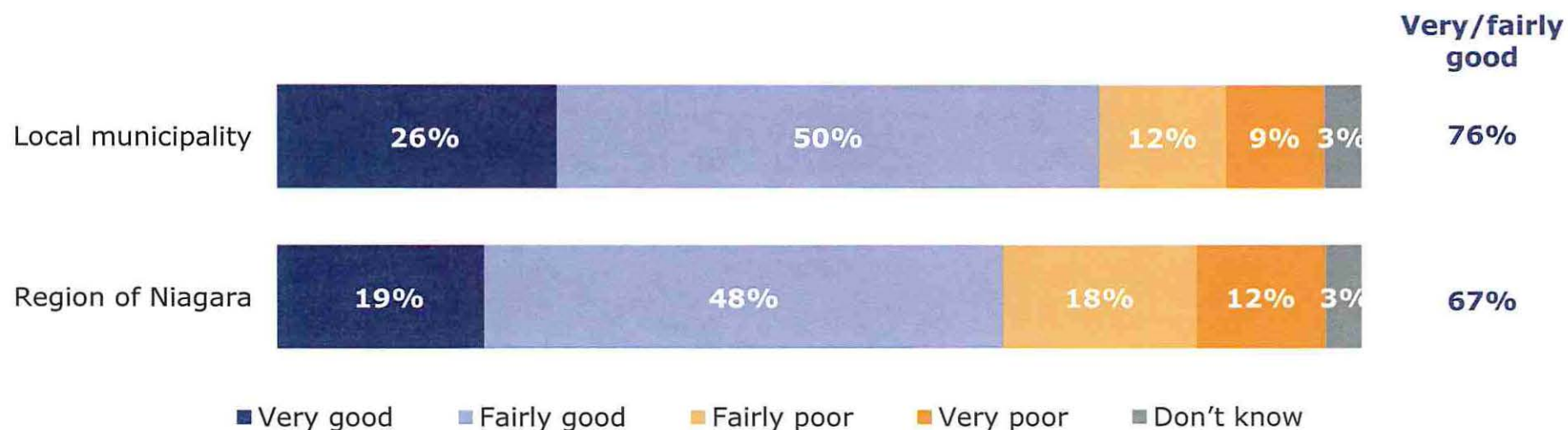
Residents who consider the current structure effective say that there is always room for improvement, that they have no complaints, or that officials are connected to and represent the local community.



Q3A. Why do you say the structure of elected officials is effective at representing your interests when they are making decisions for Niagara Region?
Base: current structure is effective (n=466)

VALUE FOR TAX DOLLARS

Three-quarters of residents say they receive good value for their tax dollars from their local municipality, while two-thirds say the same of Niagara Region.



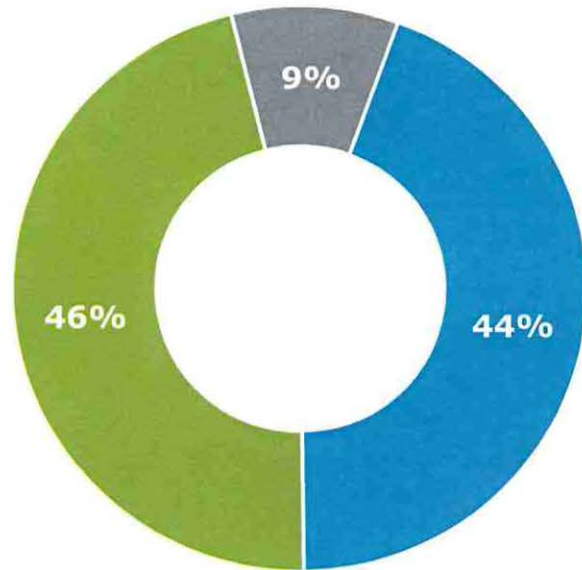
Q4. Thinking about all the programs and services you receive from <municipality>, would you say that, overall, you receive very good, fairly good, fairly poor or very poor value for your tax dollars?

Q5. And thinking about all the programs and services you receive from the Region of Niagara, would you say that, overall, you receive very good, fairly good, fairly poor or very poor value for your tax dollars?

Base: all respondents (n=832)

REPRESENTATION PREFERENCE

Niagara Region residents are closely split between a preference for separate councillors elected at the lower-tier and regional level and one set of councillors elected for both.



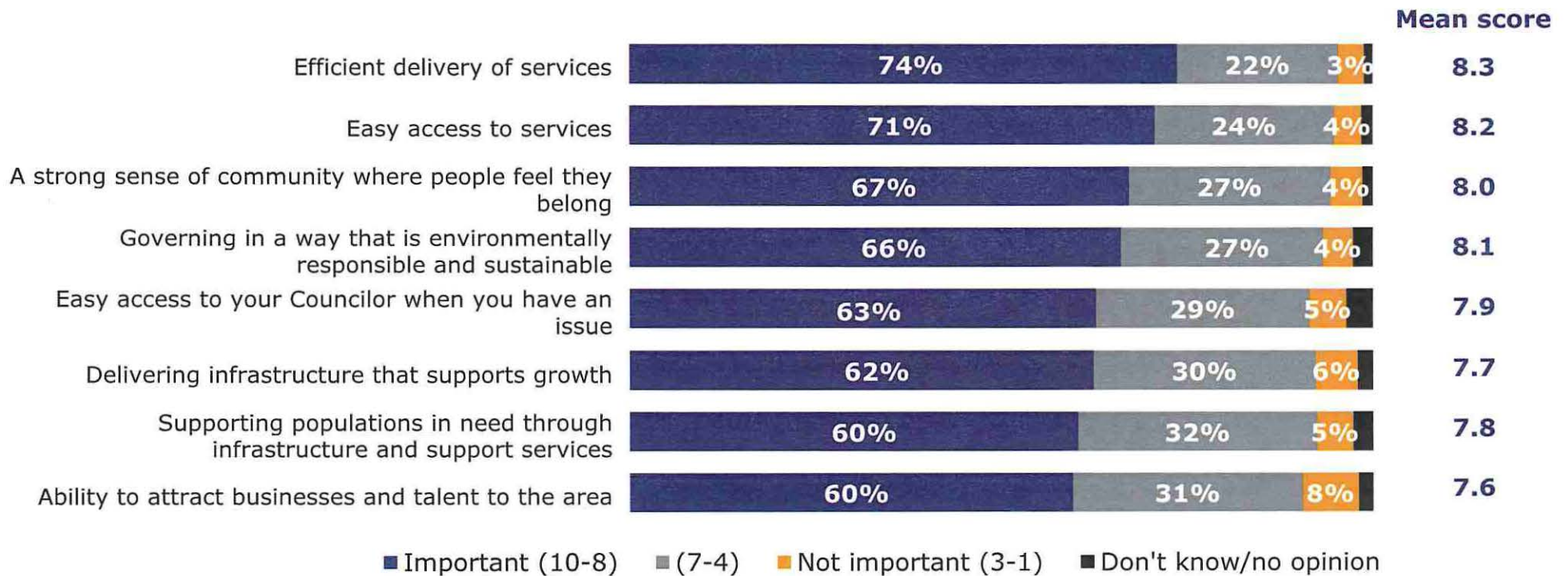
- Separate Councillors elected to represent residents at [lower-tier municipality] and regional levels
- One set of Councillors elected to represent residents at both [lower-tier municipality] and regional levels
- Don't know/no opinion

Q6. When you think about how you are represented at both the <town/city/township> and Regional levels, which scenario would you prefer?

Base: all respondents (n=832)

CITIZEN PRIORITIES

When considering aspects of local government that are of importance, Niagara Region residents prioritize efficient delivery and easy access to services.



Q8-Q15. Using a ten-point scale where one means "not at all important" and ten means "extremely important", please indicate how important each of the following are to you personally when thinking about your local government.

Base: all respondents (n=832)

DEFINITIONS OF POTENTIAL STRUCTURES

Residents were given the following descriptions of potential municipal governance structures before proceeding to subsequent questions.

As you may know, the provincial government is currently undertaking a review of the governance, decision-making and service delivery functions of Ontario's regional municipalities, including the Niagara Region and its twelve municipalities. Some possible outcomes from this review could include the following:

Current Structure. The province may decide to leave the current structure in place where the <municipality> remains a lower-tier municipality within Niagara Region. Each level of government would retain responsibility for delivery of services.

Partial amalgamation. A scenario that combines some Niagara area municipalities into larger municipal governments which are responsible for delivering services within the new municipality.

Total amalgamation. A scenario whereby the 12 municipalities within the Niagara Region are brought together into one central government which has the sole responsibility for administering services across a new amalgamated geography.

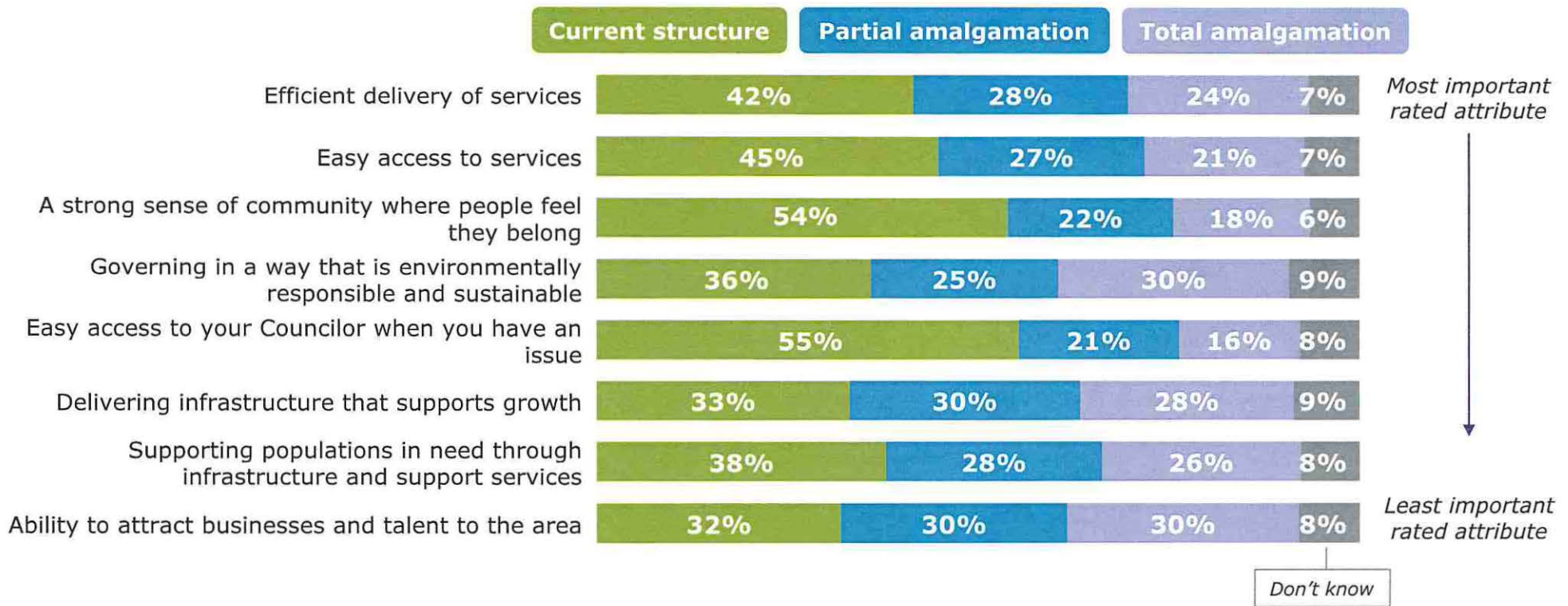
I'd like to ask you about the different aspects of municipal governance and administration discussed earlier and get your sense of which of these three municipal models you think would do the best job of delivering services in a way that meets your expectations.

To recall, the three options are:

- The **current structure**, or two-tier model, in place now in Niagara Region;
- The **partial amalgamation** of a few municipalities into one municipality
- A **total amalgamation** of all of the municipalities currently within Niagara Region.

PREFERRED GOVERNMENT STRUCTURE


Majorities of residents express a preference for the current structure when considering delivering a strong sense of community and providing easy access to Councillors.



Q16-Q23. Which of the three models would do the best job of...
 Base: all respondents (n=832)

EFFECT OF LARGER GOVERNMENT ON SERVICES

Overall, residents are closely split in their expectations of the quality of service delivered if their local municipality became part of a larger municipal structure. A plurality lean towards an expectation of a decline in service, of which one-quarter anticipate the decline would be significant.



■ A significant improvement ■ A moderate improvement ■ A moderate decline ■ A significant decline ■ Don't know/no opinion

Q24. If [MUNICIPALITY] was reorganized to make it larger would that result in an [improvement/decline] in the quality of service delivery to [MUNICIPALITY]?

Base: all respondents (n=832)

Key Takeaways

- ▶ Residents generally express **confidence in the current state** of representation in Niagara Region; they feel well-served by current political representation, feel their interests are well represented by the two-tier system and derive value for the taxes they pay to both tiers of municipal government.
- ▶ There are small pockets of evidence of a **limited appetite for some changes** to the two-tier system. A significant proportion of Niagara Region residents anticipate efficiencies derived from one set of councilors to represent residents at both municipal levels. However, this sentiment is limited as it runs into opposition from a majority of residents who believe a larger government will result in a decline in service delivery and who strongly oppose any increase in property taxes to fund a new, larger municipality.
- ▶ Support for the current government structure translates into confidence that **existing representation can best deliver important services and community character**. Amalgamation scenarios receive diffused support for the delivery of some municipal responsibilities, however the overall tone of support for the current structure and pronounced opposition to any changes that would negatively impact service delivery or taxation suggest that resistance to change would be vocalized should amalgamation be imposed throughout the region.

ENVIRONICS
RESEARCH

Niagara  Region

**Regional Governance Review Survey
Detailed Report**

REGION OF NIAGARA
JULY 15, 2019



TABLE OF CONTENTS

Section	Slide
Executive Summary	3
Research Overview and Methodology	4
Perceptions of Current Governance	9
Preference for Different Models of Governance	23
Key Takeaways	37
Respondent characteristics	38

ENVIRONICS
RESEARCH

NIAGARA REGION | REGIONAL REVIEW SURVEY | DRAFT REPORT | 2

EXECUTIVE SUMMARY

Positive perceptions of the current structure of governance.

Overall, Niagara region residents have positive perceptions of current governance.

- The majority say they receive good value for tax dollars at both the lower-tier (76%) and Regional levels (67%).
- Most (50%) of those who have reached out to their municipal government say they have rarely or never encountered confusion over the division of responsibilities between their local municipal government and regional government. Only a quarter (27%) have sometimes or often encountered confusion.
- The majority (76%) feel well-served by the current two-tier structure of municipal government.

The majority (57%) feel that the current structure of elected officials is effective at representing their interests when making decisions for Niagara Region. At the same time, Niagara Region residents are evenly split between preferring separate councillors elected at the lower-tier and regional level (44%) versus one set of councillors elected for both (46%).

Of all 12 lower-tier municipalities, Wainfleet residents tend to have consistently less positive perceptions of the current governance structure.

EXECUTIVE SUMMARY

Mixed opinions of the outcome of larger government.

Niagara region residents hold mixed opinions regarding the impact on service delivery of amalgamating their local municipality into a larger government. Specifically, around half (48%) anticipate it would result in a decline in service, while four-in-ten (42%) say it would result in improvements.

When asked about the importance of different aspects of governance, efficient delivery of services and ease of access to service are most often identified as important (74% and 71% respectively).

EXECUTIVE SUMMARY

Opinions lean toward the current governance structure as best delivering on areas of responsibility.

Niagara residents were asked to select between three distinct governance models (**current structure**, **partial amalgamation** or **total amalgamation**) which they believe can best deliver on eight different areas of municipal government responsibility. A resident's preference for a model was determined by that resident selecting the model for a majority of the eight areas of responsibility tested:

- Only one-in-five residents prefer either amalgamation structure (20% and 19% respectively) in a majority of instances. Half (50%) and close to half (45%) never opt for partial or total amalgamation respectively for any area of responsibility.
- Two-in-five (38%) residents prefer the current structure in a majority of instances. A third (33%) of residents never opted for the current structure for any area of responsibility.

Preference for the current structure is more common among those saying they are well served by it (57%) and those believing they receive very good value for municipal (55%) and regional tax dollars (52%). Conversely, preference for total amalgamation is more common among those saying the current structure of elected officials is ineffective (27%) and those believing they receive poor value for municipal (29%) and regional tax dollars (26%).

Research Overview & Methodology

RESEARCH OVERVIEW AND METHODOLOGY

Overview. Niagara Region, in partnership with its 12 lower-tier municipalities, commissioned Environics Research to conduct a representative survey of residents across the Region. The research objectives included understanding attitudes towards municipal and regional governance, representation, and the potential of amalgamation.

Methodology. A telephone survey was fielded among a random sample of Niagara Region residents. This report is based on **832** interviews. The average interview length was 13 minutes.

The survey data are weighted by age and gender according to 2016 Census data. Quotas based on census subdivisions ensured geographical representation.

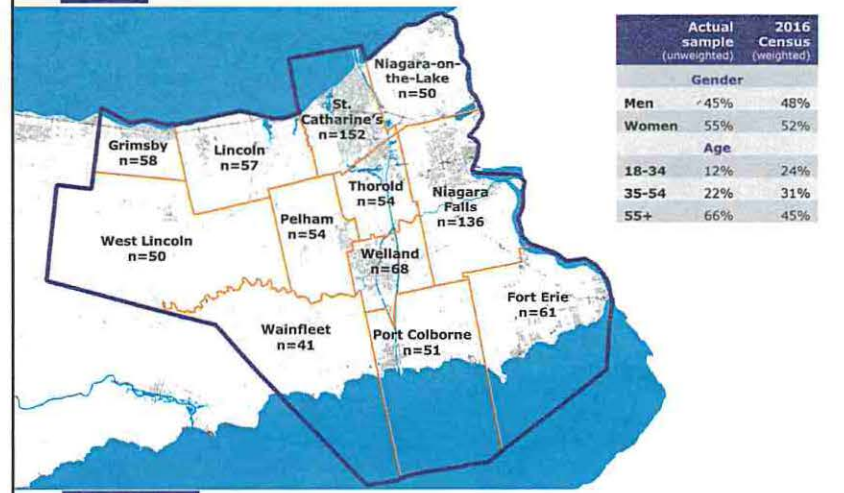
- A sample of 832 produces results that are statistically reliable to within ± 3.4 percentage points, 19 times out of 20 (that is, at a 95% confidence interval). The margin of error is larger for smaller sub-segments of the total sample.

Field dates. May 30 to June 17, 2019.

Notes:

- In this report, results are expressed as percentages unless otherwise noted.
- Results may not add to 100% due to rounding or multiple responses.

SURVEY REPRESENTATION ACROSS NIAGARA



Survey Findings: Perceptions of Current Governance

DELIVERY OF TWO-TIER GOVERNMENT

Three-quarters of Niagara Region residents feel well-served by the current two-tier structure of municipal government. Holding the opinion of being well served declines with age.



MOST LIKELY TO SAY:

Well Served

- 18 to 34 years old (86%)
- Believe receive *good* value for lower-tier municipal tax dollars (86%)
- Believe receive *good* value for regional tax dollars (89%)
- Say current structure is *effective* at representing interests (91%)

Not Well Served

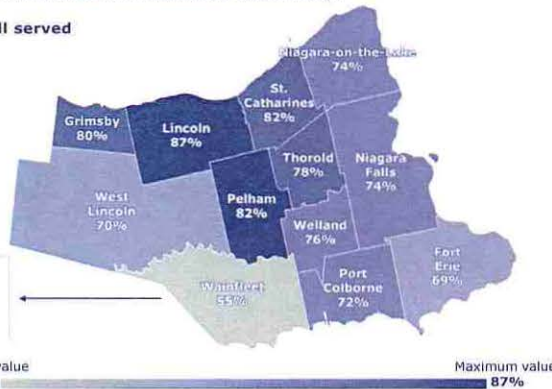
- 55 years and older (26%)
- Say receive *poor* value for lower-tier municipal tax dollars (51%)
- Say receive *poor* value for regional tax dollars (48%)
- Say current structure is *ineffective* at representing interests (42%)

Q1. As you may know, <Municipality> residents are served by two levels of municipal government: <Municipality>, providing local services such as fire services, parks and recreation and community centres, and Niagara Region, which provides services across a broader geography such as emergency medical services, policing, public health, seniors services, and waste management. How well do you feel <Municipality> residents are being served by this current two-tier structure of municipal government?
Base: all respondents (n=832)

WELL SERVED BY TWO-TIER GOVERNMENT

Residents of Wainfleet are least likely to say that they are well-served by the current structure, while those in Lincoln are most likely.

% Very/somewhat well served

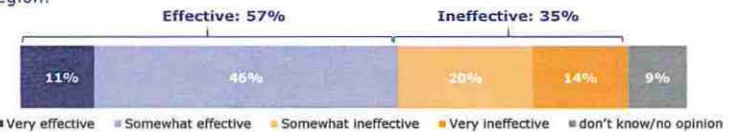


Compared to most other lower-tier municipalities, significantly fewer Wainfleet residents say they are very/somewhat well served by the current two-tier structure.

Q1. As you may know, <Municipality> residents are served by two levels of municipal government: <Municipality>, providing local services such as fire services, parks and recreation and community centres, and Niagara Region, which provides services across a broader geography such as emergency medical services, policing, public health, seniors services, and waste management. How well do you feel <Municipality> residents are being served by this current two-tier structure of municipal government?
 Base: all respondents (n=832)

EFFECTIVENESS OF GOVERNANCE STRUCTURE

A majority of residents feel that the current structure of elected officials is effective at representing their interests when making decisions for Niagara Region.



MOST LIKELY TO SAY:

Effective

- 18 to 34 years old (70%)
- Believe receive *good* value for lower-tier municipal tax dollars (65%)
- Believe receive *good* value for regional tax dollars (70%)
- Prefer *separate sets of councillors* (68%)

Ineffective

- 35 to 54 years old (42%) & 55 years and older (35%)
- Believe receive *poor* value for lower-tier municipal tax dollars (64%)
- Believe receive *poor* value for regional tax dollars (65%)
- Prefer *one set of councillors* (45%)

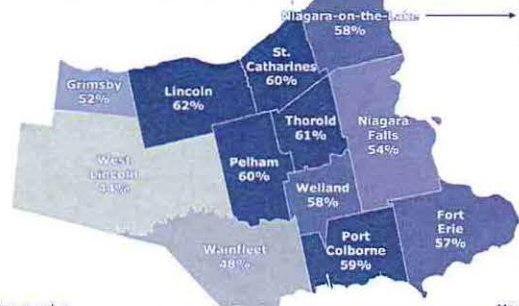
Q2. Niagara Region is made up of five cities, five towns and two townships, each of which have elected local councils governing them. Each community also elects Regional councillors, who along with the elected mayor, make decisions for Niagara Region. The number of regional councillors elected depends on the size of the community. <Municipality> has <number of regional councillors>.

Setting aside your political views, how effective or ineffective do you feel this structure of elected officials is at representing your interests when they are making decisions for Niagara Region?
 Base: all respondents (n=832)

EFFECTIVE GOVERNANCE STRUCTURE

Residents of West Lincoln and Wainfleet are the least likely to say the current structure is effective at representing their interest. The majority of residents in other municipalities feel it is effective.

% Very/somewhat effective



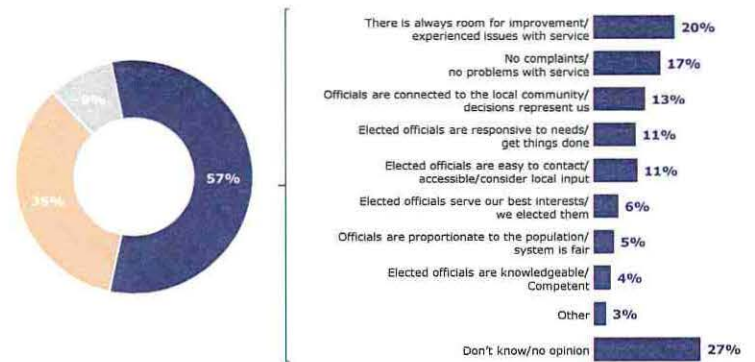
Significantly more Niagara-on-the-Lake residents say the current structure of elected officials is very effective (29% versus 12% or less in other lower-tier municipalities)



Q2. Setting aside your political views, how effective or ineffective do you feel this structure of elected officials is at representing your interests when they are making decisions for Niagara Region?
Base: all respondents (n=632)

REASONS FOR EFFECTIVENESS

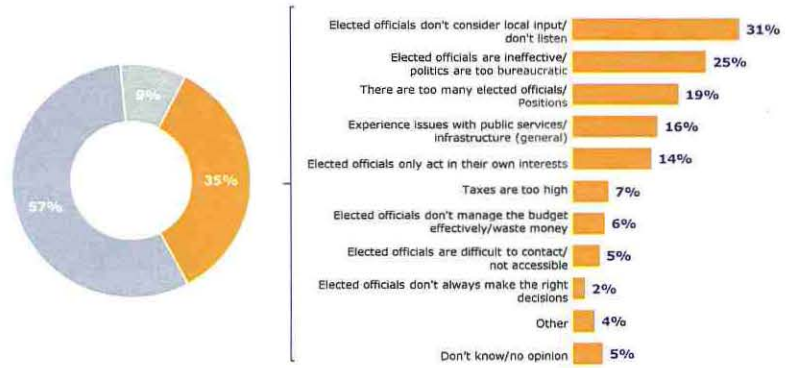
Residents who consider the current structure effective say that there is always room for improvement, that they have no complaints, or that officials are connected to and represent the local community.



Q3A. Why do you say the structure of elected officials is effective at representing your interests when they are making decisions for Niagara Region?
Base: current structure is effective (n=466)

REASONS FOR INEFFECTIVENESS

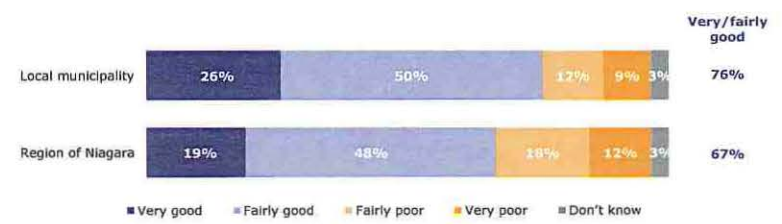
Residents who consider the current structure ineffective say the elected officials don't consider local input, or that the elected officials are ineffective.



Q38. Why do you say the structure of elected officials is effective at representing your interests when they are making decisions for Niagara Region? Base: current structure is ineffective (n=295)

VALUE FOR TAX DOLLARS

Three-quarters of residents say they receive good value for their tax dollars from their local municipality, while two-thirds say the same of Niagara Region.



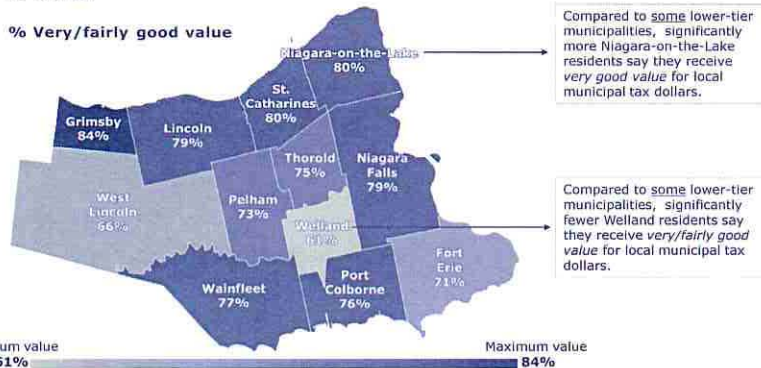
Q4. Thinking about all the programs and services you receive from <municipality>, would you say that, overall, you receive very good, fairly good, fairly poor or very poor value for your tax dollars?

Q5. And thinking about all the programs and services you receive from the Region of Niagara, would you say that, overall, you receive very good, fairly good, fairly poor or very poor value for your tax dollars? Base: all respondents (n=832)

GOOD VALUE FOR LOCAL MUNICIPAL TAX DOLLARS

Residents of Grimsby are the most likely to say they receive good value for lower-tier municipal tax dollars, while Welland residents are the least likely to say so.

% Very/fairly good value



Compared to some lower-tier municipalities, significantly more Niagara-on-the-Lake residents say they receive *very good value* for local municipal tax dollars.

Compared to some lower-tier municipalities, significantly fewer Welland residents say they receive *very/fairly good value* for local municipal tax dollars.

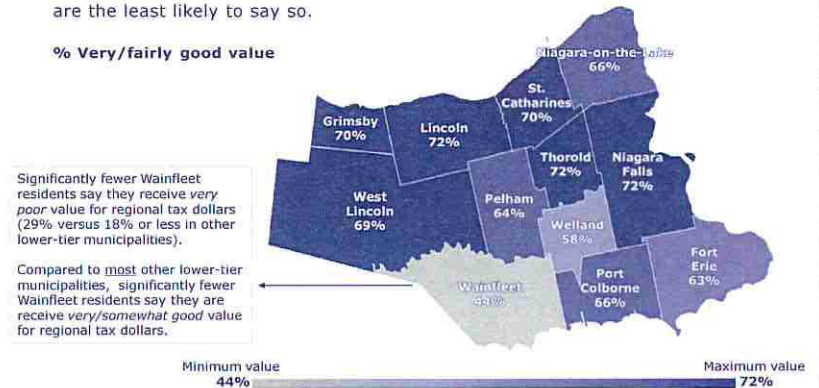
Minimum value 61% Maximum value 84%

Q4. Thinking about all the programs and services you receive from <municipality>, would you say that, overall, you receive very good, fairly good, fairly poor or very poor value for your tax dollars?
Base: all respondents (n=832)

GOOD VALUE FOR REGIONAL TAX DOLLARS

Residents of Lincoln, Thorold and Niagara Falls are the most likely to say they receive good value for regional tax dollars, while Wainfleet residents are the least likely to say so.

% Very/fairly good value



Significantly fewer Wainfleet residents say they receive *very poor* value for regional tax dollars (29% versus 18% or less in other lower-tier municipalities).

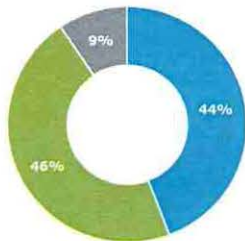
Compared to most other lower-tier municipalities, significantly fewer Wainfleet residents say they are receive *very/somewhat good* value for regional tax dollars.

Minimum value 44% Maximum value 72%

Q5. And thinking about all the programs and services you receive from the Region of Niagara, would you say that, overall, you receive very good, fairly good, fairly poor or very poor value for your tax dollars?
Base: all respondents (n=832)

REPRESENTATION PREFERENCE

Niagara Region residents are closely split between a preference for separate councillors elected at the lower-tier and regional level and one set of councillors elected for both.



MOST LIKELY TO SAY:

Separate

- 18 to 34 years old (57%)
- Female (50%)
- Believe receive *very good* value for lower-tier municipal tax dollars (55%)
- Believe receive *good* value for regional tax dollars (49%)

One set

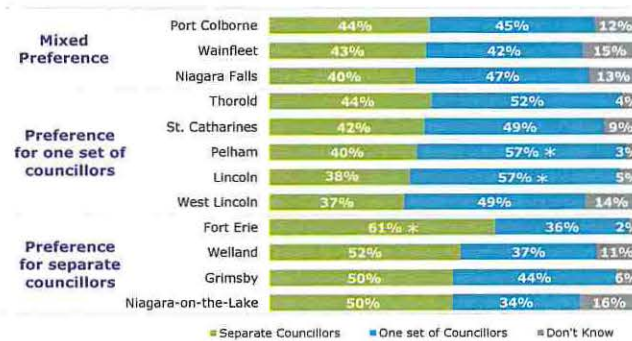
- 35 to 54 years old (57%) & 55 years and older (47%)
- Male (52%)
- Believe receive *poor* value for lower-tier municipal tax dollars (55%)
- Believe receive *poor* value for regional tax dollars (55%)

- Separate Councillors elected to represent residents at [lower-tier municipality] and regional levels
- One set of Councillors elected to represent residents at both [lower-tier municipality] and regional levels
- Don't know/no opinion

Q6. When you think about how you are represented at both the <town/city/township> and Regional levels, which scenario would you prefer?
Base: all respondents (n=832)

REPRESENTATION PREFERENCE

There is a preference for one set of councillors among residents of the plurality of lower-tier municipalities.

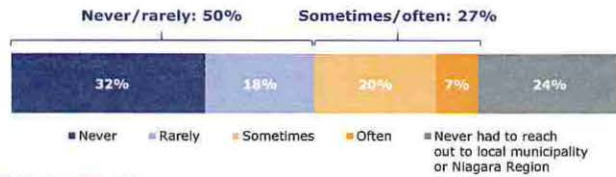


* Significantly higher than most other lower-tier municipalities

Q6. When you think about how you are represented at both the <town/city/township> and Regional levels, which scenario would you prefer?
Base: all respondents (n=832)

CONFUSION OVER RESPONSIBILITIES

Only one-quarter of Region residents report they have sometimes or often experienced confusion as a result of the division of responsibilities between local and regional governments. Encountering confusion is more often associated with residents saying they receive poor value for tax dollars.



MOST LIKELY TO SAY:

Never/Rarely

- Believe receive *good* value for local municipal tax dollars (53%)
- Believe receive *good* value for regional tax dollars (56%)

Sometimes/Often

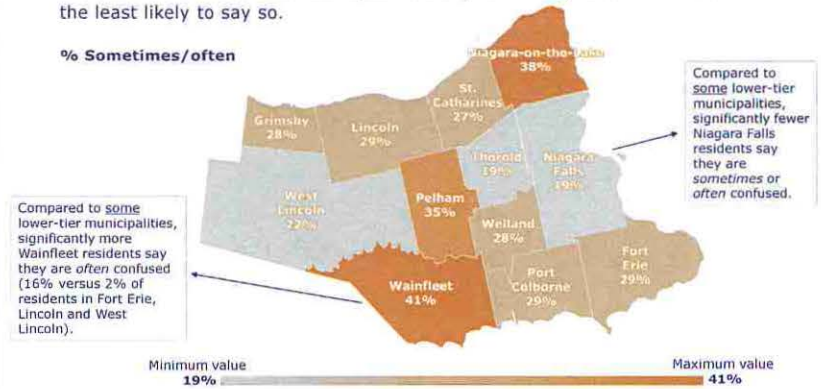
- Male (34%)
- *Poor* value for local municipal tax dollars (41%)
- *Poor* value for regional tax dollars (44%)

Q7. Have you encountered a situation where the division of responsibilities between the [local municipality] and the region has been a source of confusion, etc.?
 Base: all respondents (n=832)

ENCOUNTERED CONFUSION OVER RESPONSIBILITIES

Residents of Wainfleet are the most likely to say they have encountered confusion over the division of responsibilities, while Niagara Falls residents are the least likely to say so.

% Sometimes/often



Compared to some lower-tier municipalities, significantly more Wainfleet residents say they are often confused (16% versus 2% of residents in Fort Erie, Lincoln and West Lincoln).

Compared to some lower-tier municipalities, significantly fewer Niagara Falls residents say they are sometimes or often confused.



Q7. Have you encountered a situation where the division of responsibilities between the [local municipality] and the region has been a source of confusion, etc.?
 Base: all respondents (n=832)

Survey Findings: Assessing Different Models of Governance

EFFECT OF LARGER GOVERNMENT ON SERVICES

Overall, residents are closely split in their expectations of the quality of service delivered if their local municipality became part of a larger municipal structure. A plurality lean towards an expectation of a decline in service, of which one-quarter anticipate the decline would be significant.



■ A significant improvement ■ A moderate improvement ■ A moderate decline ■ A significant decline ■ Don't know/no opinion

MOST LIKELY TO SAY:

Improvement

- 18 to 34 years old (51%)
- Believe receive *very poor* value for lower-tier municipal tax dollars (62%)
- Believe receive *poor* value for regional tax dollars (51%)
- Say current structure is *ineffective* at representing interests (52%)
- Prefer *one set of councillors* (53%)

Decline

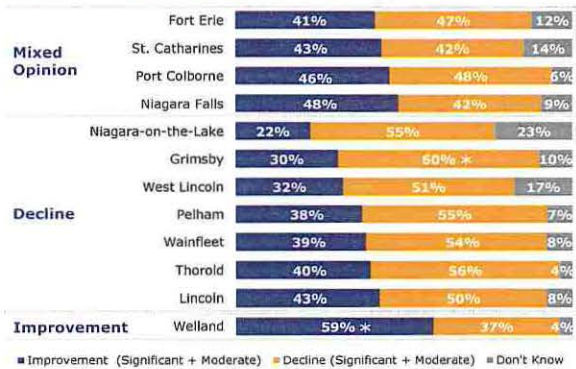
- 55 years and older (54%)
- Believe receive *very good* value for lower-tier municipal tax dollars (55%)
- Say current structure is *effective* at representing interests (50%)
- Prefer *separate councillors* (58%)

Q24. IF [MUNICIPALITY] was reorganized to make it larger would that result in an [improvement/decline] in the quality of service delivery to [MUNICIPALITY]?

Base: all respondents (n=832)

EFFECT OF LARGER GOVERNMENT ON SERVICES

The majority of residents in most lower-tier municipalities anticipate a larger government would result in a decline in service quality. The majority of Welland residents alone say it results in improvements

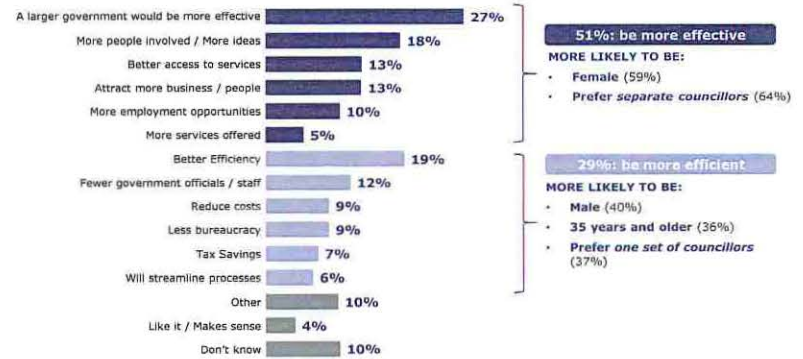


*Significantly higher than most other lower-tier municipalities

Q24. If [MUNICIPALITY] was reorganized to make it larger would that result in an [Improvement/decline] in the quality of service delivery to [MUNICIPALITY]?
Base: all respondents (n=832)

REASONS FOR SAYING SERVICE IMPROVEMENT

Residents who anticipate a service improvement resulting from larger government believe it would be more effective, would achieve better efficiencies, and would benefit from more people generating ideas.



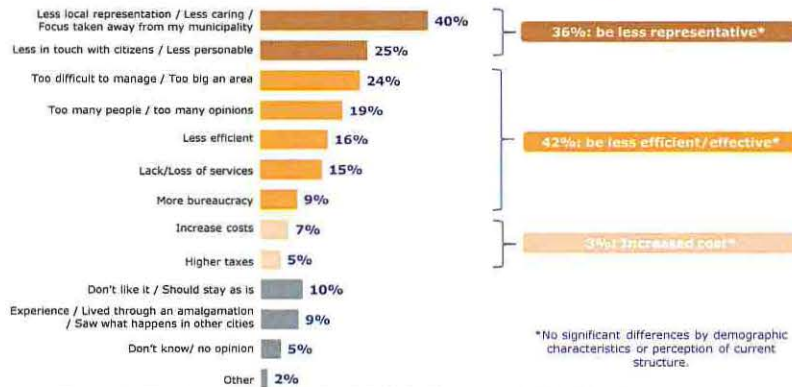
51%: be more effective
MORE LIKELY TO BE:
• Female (59%)
• Prefer separate councillors (64%)

29%: be more efficient
MORE LIKELY TO BE:
• Male (40%)
• 35 years and older (36%)
• Prefer one set of councillors (37%)

Q25. Why do you believe a larger government will represent an improvement of service delivery in [MUNICIPALITY]?
Base: Improvement in Q24 (n=328)

REASONS FOR SAYING DECLINE IN SERVICE

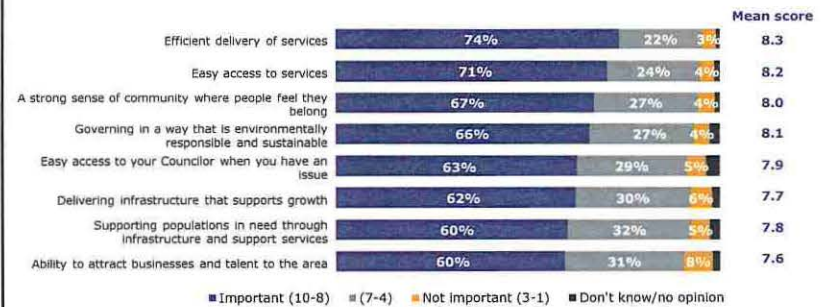
Residents who anticipate a decline in the quality of services resulting from a larger government believe there would be less representation, that it would be less in touch, and would be difficult to manage.



Q25. Why do you believe a larger government will represent a decline of service delivery in [MUNICIPALITY]?
 Base: Decline in Q24 (n=420)

CITIZEN PRIORITIES

When considering aspects of local government that are of importance, Niagara Region residents prioritize efficient delivery and easy access to services.



Q8-Q15. Using a ten-point scale where one means "not at all important" and ten means "extremely important", please indicate how important each of the following are to you personally when thinking about your local government.
 Base: all respondents (n=832)

DEFINITIONS OF POTENTIAL STRUCTURES

Residents were given the following descriptions of potential municipal governance structures before proceeding to subsequent questions.

As you may know, the provincial government is currently undertaking a review of the governance, decision-making and service delivery functions of Ontario's regional municipalities, including the Niagara Region and its twelve municipalities. Some possible outcomes from this review could include the following:

Current Structure. The province may decide to leave the current structure in place where the <municipality> remains a lower-tier municipality within Niagara Region. Each level of government would retain responsibility for delivery of services.

Partial amalgamation. A scenario that combines some Niagara area municipalities into larger municipal governments which are responsible for delivering services within the new municipality.

Total amalgamation. A scenario whereby the 12 municipalities within the Niagara Region are brought together into one central government which has the sole responsibility for administering services across a new amalgamated geography.

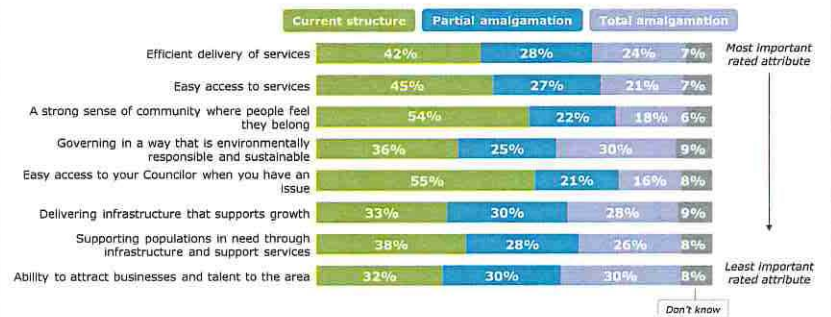
I'd like to ask you about the different aspects of municipal governance and administration discussed earlier and get your sense of which of these three municipal models you think would do the best job of delivering services in a way that meets your expectations.

To recall, the three options are:

- The **current structure**, or two-tier model, in place now in Niagara Region;
- The **partial amalgamation** of a few municipalities into one municipality
- A **total amalgamation** of all of the municipalities currently within Niagara Region.

PREFERRED GOVERNMENT STRUCTURE

Majorities of residents express a preference for the current structure when considering delivering a strong sense of community and providing easy access to Councillors.



Q16-Q23. Which of the three models would do the best job of...
Base: all respondents (n=632)

Governance Structure Options - Analysis

Support for amalgamation structures is limited and diffuse, while preference for current two-tier structure is articulated frequently.

Niagara residents were asked to select between three distinct governance models which they believe can best deliver on different areas of municipal government responsibility. They were permitted only one selection for each area of service, governance and representation.

When examining the frequency with which each structure was chosen across all eight (8) areas of responsibility, the following was observed:

- 33% of residents **never** selected "current structure" for any of the 8 areas of responsibility
- 45% of residents **never** selected "partial amalgamation" for any of the 8 areas of responsibility
- 50% of residents **never** selected "total amalgamation" for any of the 8 areas of responsibility

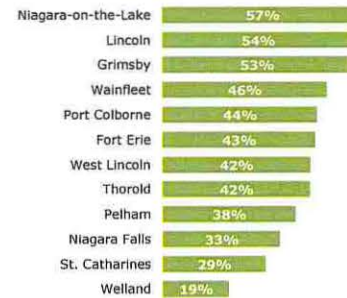
By comparison:

- Only one-in-five residents opted for either amalgamation structure for more than half of the 8 areas of responsibility (20% and 14% respectively)
- The "current structure" option was selected for more than half of all 8 areas of responsibility by two-in-five residents (38%).
- One-in-five residents showed mixed preference as they did not opt for any one option for more than half the 8 areas of responsibility (18%).

PREFER CURRENT STRUCTURE

The majority of Niagara-on-the-Lake, Lincoln and Grimsby residents show a preference for the delivery of responsibilities via the current structure.

38% Residents opted for the **Current Structure** for more than half of the 8 areas of responsibility.



MOST LIKELY TO SAY:

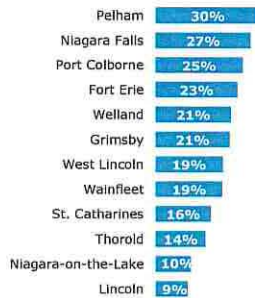
- 55 years and older (46%)
- Female (42%)
- Say very well served by two-tier structure (57%)
- Believe receive very good value for lower-tier municipal tax dollars (55%)
- Believe receive very good value for regional tax dollars (52%)
- Say Current structure is effective at representing interests (44%)
- Prefer separate councillors (50%)
- Compared to some other lower-tier municipalities, significantly more Niagara-on-the-Lake (57%), Lincoln (54%) and Grimsby (53%) residents opted for the current structure for more than half of the 8 areas of responsibility.

Q16-Q23. Which of the three models would do the best job of...
Base: all respondents (n=832)

PREFER PARTIAL AMALGAMATION

Preference for partial amalgamation is more common among residents of Pelham and Niagara Falls, and least common among Lincoln residents.

20% Residents opted for the **Partial Amalgamation** for more than half of the 8 areas of responsibility.



MOST LIKELY TO SAY:

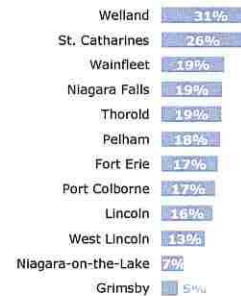
- Compared to some other lower-tier municipalities, significantly more Pelham (30%) and Niagara Falls (27%) residents opted for the partial amalgamation for more than half of the 8 areas of responsibility.

Q16-Q23. Which of the three models would do the best job of...
Base: all respondents (n=832)

PREFER TOTAL AMALGAMATION

Preference for total amalgamation is more common among residents of Welland and St. Catharines, and least common among Niagara-on-the-Lake and Grimsby residents.

19% Residents opted for **Total Amalgamation** for more than half of the 8 areas of responsibility.



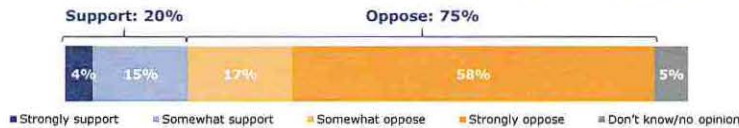
MOST LIKELY TO SAY:

- Male (25%)
- Believe receive *poor* value for lower-tier municipal tax dollars (29%)
- Believe receive *poor* value for regional tax dollars (26%)
- Say current structure is *ineffective* at representing interests (27%)
- Prefer *one set of councillors* (30%)
- Compared to some other lower-tier municipalities, significantly more Welland (31%), and St. Catharines (26%) residents opted for more than half of the 8 areas of responsibility.

Q16-Q23. Which of the three models would do the best job of...
Base: all respondents (n=832)

POST-AMALGAMATION TAX INCREASE

Six in ten Niagara Region residents would be strongly opposed to a increase in property taxes to support service delivery by a new amalgamated municipality.



MOST LIKELY TO SAY:

Support

- 18 to 34 years old (32%)
- Male (23%)
- Renters (40%)
- Lived in local municipality for fewer than 4 years (23%)
- Prefer one set of councillors (25%)
- Say quality of service would improve with larger government (32%)

Oppose

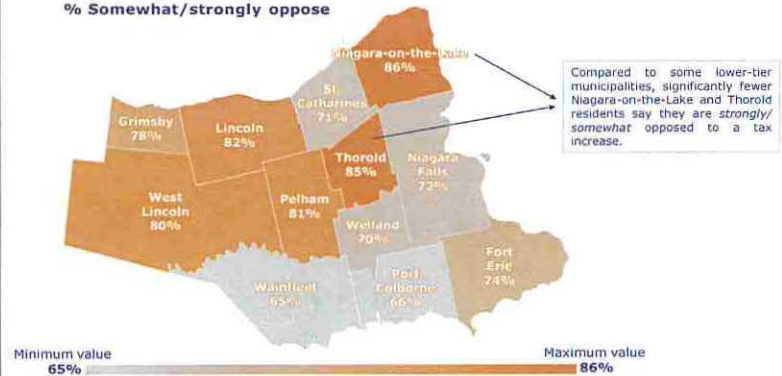
- 35 years and older (78%)
- Own home (79%)
- Lived in local municipality for 4 to 15 years (74%) or more than 15 years (78%)
- Believe receive poor value regional tax dollars (78%)
- Prefer separate councillors (81%)
- Say quality of service would decline with larger government (87%)

Q26. If <municipality> were to be amalgamated with other municipalities to make it larger, would you support or oppose a moderate increase in property taxes to support service delivery by the new municipality?
 Base: all respondents (n=832)

OPPOSITION TO POST-AMALGAMATION TAX INCREASE

Across lower-tier municipalities, the majority would oppose a property tax increase to support service delivery by a new amalgamated municipality.

% Somewhat/strongly oppose



Compared to some lower-tier municipalities, significantly fewer Niagara-on-the-Lake and Thorold residents say they are strongly/somewhat opposed to a tax increase.



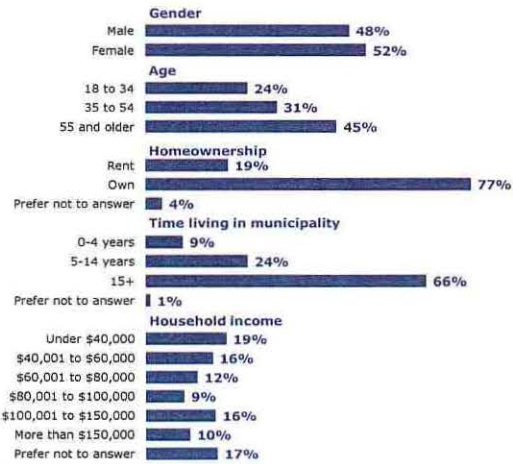
Q26. If <municipality> were to be amalgamated with other municipalities to make it larger, would you support or oppose a moderate increase in property taxes to support service delivery by the new municipality?
 Base: all respondents (n=832)

Key Takeaways

- ▶ Residents generally express **confidence in the current state** of representation in Niagara Region; they feel well-served by current political representation, feel their interests are well represented by the two-tier system and derive value for the taxes they pay to both tiers of municipal government.
- ▶ There are small pockets of evidence of a **limited appetite for some changes** to the two-tier system. A significant proportion of Niagara Region residents anticipate efficiencies derived from one set of councilors to represent residents at both municipal levels. However, this sentiment is limited as it runs into opposition from a majority of residents who believe a larger government will result in a decline in service delivery and who strongly oppose any increase in property taxes to fund a new, larger municipality.
- ▶ Support for the current government structure translates into confidence that **existing representation can best deliver important services and community character**. Amalgamation scenarios receive diffused support for the delivery of some municipal responsibilities, however the overall tone of support for the current structure, and pronounced opposition to any changes that would negatively impact service delivery or taxation suggest that resistance to change would be vocalized should amalgamation be imposed throughout the region.

Respondent Characteristics

DEMOGRAPHICS (WEIGHTED)



FOR FURTHER INFORMATION OR QUESTIONS CONTACT:



Jodi Shanoff
 VICE PRESIDENT,
 CONSULTATION AND
 ENGAGEMENT
 Tel: 416.969.2456
 Email:
jodi.shanoff@environics.ca



Megan McGlashan
 SENIOR RESEARCH ASSOCIATE
 Tel: 437.774.9674
 Email:
megan.mcglashan@environics.ca



MAYOR'S REPORT – AUGUST 26, 2019

Fire at Sugarloaf Marina

Yesterday afternoon at Sugarloaf Marina a boat caught on fire about 100 metres from our fuel dock.

The occupants of the boat made it safely to shore, however the boat continued to float around the marina, unmanned.

There were several people in the marina at the time who took quick action to help move the boat away from the docks using jet skis and extinguish the fire on the end of one dock before considerable damage occurred.

These individuals risked their lives to protect the property of others and we thank you.

Also to the members of our fire department for responding as well.